

Decomposition of the temporal growth rate in linear instability of compressible gas flows

Journal Article**Author(s):**

Weder, Mario; Gloor, Michael; Kleiser, Leonhard

Publication date:

2015-09-10

Permanent link:

<https://doi.org/10.3929/ethz-a-010833530>

Rights / license:

[In Copyright - Non-Commercial Use Permitted](#)

Originally published in:

Journal of Fluid Mechanics 778, <https://doi.org/10.1017/jfm.2015.380>

Decomposition of the temporal growth rate in linear instability of compressible gas flows

Mario Weder^{1,2†}, Michael Gloor¹
and Leonhard Kleiser¹

¹Institute of Fluid Dynamics, ETH Zurich, 8092 Zurich, Switzerland

²Institute of Mechanical Systems, ETH Zurich, 8092 Zurich, Switzerland

(Received ?; revised ?; accepted ?. - To be entered by editorial office)

We present a decomposition of the temporal growth rate ω_i which characterises the evolution of wave-like disturbances in linear stability theory for compressible flows. The decomposition is based on the disturbance energy balance by Chu [*Acta Mechanica*, vol. 1, 1965, pp. 215–234] and provides terms for production, dissipation and flux of energy as components of ω_i . The inclusion of flux terms makes our formulation applicable to unconfined flows and flows with permeable or vibrating boundaries. The decomposition sheds light on the fundamental mechanisms determining temporal growth or decay of disturbances. The additional insights gained by the proposed approach are demonstrated by an investigation of two model flows, namely compressible Couette flow and a plane, compressible jet.

1. Introduction

Linear stability theory predicts the evolution of small disturbances superposed on a laminar base flow. For many flow scenarios, the underlying linear growth mechanism determines the initial path in the complex transition process from laminar to turbulent flow and has therefore been subject of interest over a long period (Criminale, Jackson & Joslin 2003; Schmid & Henningson 2001). Even though the linear approach ceases to be applicable in the later non-linear stages of the transition process, for many flows the initial linear mechanism orchestrates the subsequent cascade that creates harmonics and subharmonics of some fundamental disturbance and eventually leads to a fully turbulent state. Traditionally, the linearised disturbance equations, derived from the governing Navier–Stokes equations, are transformed by introducing a normal mode ansatz, i.e. assuming wave-like disturbances of the form $\exp[i(\alpha x - \omega t)]$, which reduces the initial-value problem to an eigenvalue problem. For incompressible, viscous flow and the assumption of a stationary, parallel base flow, this eigenvalue problem is governed by the famous Orr–Sommerfeld equation (see e.g. Drazin & Reid (2004); Schmid & Henningson (2001)). The analogue to the Orr–Sommerfeld equation for compressible flow is given by Malik (1990) and Criminale *et al.* (2003) as a coupled set of ordinary differential equations. Together with proper boundary conditions, one can pose the *temporal stability problem*, where a real wave number α_r is given and one solves for the complex angular frequency $\omega = \omega_r + i\omega_i$. Here, ω_r denotes the real angular frequency which relates to the phase speed by $c = \omega_r/\alpha_r$, and ω_i is the temporal disturbance growth rate that determines disturbance growth ($\omega_i > 0$) or decay ($\omega_i < 0$).

Solving the linear eigenvalue problem directly yields the eigenvalues ω , however, without revealing additional information on the underlying principles that lead to a specific

† Email address for correspondence: weder@imes.mavt.ethz.ch

solution. In particular, for the temporal growth rate ω_i an understanding of the mechanisms that induce temporal growth or decay is of great interest because it would clarify which factors determine the linear stability of a given flow. For incompressible, viscous flow the individual components that, when summed up, yield the temporal growth rate can be derived from the well-known Reynolds–Orr equation by introducing the normal mode ansatz and solving for ω_i (Schmid & Henningson 2001).

Recently, Malik *et al.* (2006, 2008) presented a study about the transient energy growth in the context of linear stability theory for plane compressible Couette flow. They decomposed the time evolution of the perturbation energy into four contributions, namely the energy transfer rate from the base flow, the viscous dissipation rate, the thermal diffusion rate and the shear-work rate. However, their formulation is only applicable to confined flows without energy flux across a domain boundary. We removed this restriction by including the flux terms at the domain boundaries. Additionally, Malik *et al.* (2006, 2008) do not provide a direct relation between ω_i and the components that determine the temporal energy evolution. Tritarelli (2011) has derived a detailed formulation for the energy evolution in a spatial linear stability framework and applied it to hypersonic boundary layers.

The temporal growth or decay characteristics of a disturbance contained in an arbitrary volume are obviously dependent on the details of the balance between production, dissipation and the flux of disturbance energy across the boundaries of the considered volume. In this paper, we present a novel decomposition of the temporal growth rate for bounded as well as unbounded compressible, viscous flow. Our analysis is based on the disturbance energy balance by Chu (1965), the analogue to the Reynolds–Orr equation for compressible flow, and offers a decomposition of ω_i into production, dissipation, and flux terms (§ 2). This allows to identify the major contributing terms and to uncover their corresponding growth mechanisms. A detailed classification of the individual contributions helps to analyse the change of instability properties for varying flow conditions, as we will show in § 3 for two well-studied base flows, namely plane Couette flow and plane jet flow. The example of supersonic jet flow highlights the importance of including the flux terms in the growth-rate decomposition.

2. Method

2.1. Governing equations

Two-dimensional, compressible gas flow is governed by the Navier–Stokes equations, i.e. the conservation equations of mass, momentum, and energy

$$\mathcal{D}_t \varrho + \varrho(\partial_x u + \partial_y v) = 0, \quad (2.1a)$$

$$\varrho \mathcal{D}_t u + \partial_x p - \partial_x \tau_{xx} - \partial_y \tau_{xy} = 0, \quad (2.1b)$$

$$\varrho \mathcal{D}_t v + \partial_y p - \partial_x \tau_{xy} - \partial_y \tau_{yy} = 0, \quad (2.1c)$$

$$\varrho c_v \mathcal{D}_t T + p(\partial_x u + \partial_y v) + \partial_x q_x + \partial_y q_y - \Phi = 0, \quad (2.1d)$$

with the material derivative operator $\mathcal{D}_t \equiv \partial_t + u \partial_x + v \partial_y$. We use non-dimensional variables where the spatial coordinates (x, y) are normalised by some characteristic reference length L° , the velocity components (u, v) by some reference velocity \bar{u}_0° , the time t by the characteristic time L°/\bar{u}_0° and the thermodynamic pressure p by the dynamic pressure $\bar{\rho}_0^\circ \bar{u}_0^{\circ 2}$. Here, $(\cdot)^\circ$ denotes a dimensional quantity and $(\bar{\cdot})_0^\circ$ the dimensional base-flow value at a reference point (x_0°, y_0°) . Mass density ϱ and absolute temperature T are normalised by their base-flow value $(\bar{\cdot})_0^\circ$. All dimensional reference quantities are combined to the

dimensionless groups

$$Re = \bar{\rho}_0^\circ \bar{u}_0^\circ L^\circ / \bar{\mu}_0^\circ, \quad M = \bar{u}_0^\circ / \bar{a}_0^\circ, \quad Pr = \bar{\mu}_0^\circ c_p^\circ / \bar{k}_0^\circ, \quad (2.2)$$

known as the Reynolds number, Mach number, and Prandtl number, respectively. In the definition of the Mach number, the speed of sound at the reference point is given as $\bar{a}_0^\circ = \sqrt{\gamma R^\circ T_0^\circ}$ with R° being the specific gas constant.

We consider a calorically perfect gas with constant specific heats for constant pressure $c_p = [(\gamma - 1)M^2]^{-1}$ and constant volume $c_v = [\gamma(\gamma - 1)M^2]^{-1}$, respectively, that obeys the equation of state

$$p = \rho T / (\gamma M^2). \quad (2.3)$$

The ratio of specific heats is defined as $\gamma = c_p^\circ / c_v^\circ$. We assume a Newtonian fluid, i.e. a linear deformation law for the shear stress components

$$\tau_{xx} = (2\mu + \lambda) / Re \partial_x u + \lambda / Re \partial_y v, \quad (2.4a)$$

$$\tau_{xy} = \mu / Re (\partial_y u + \partial_x v), \quad (2.4b)$$

$$\tau_{yy} = (2\mu + \lambda) / Re \partial_y v + \lambda / Re \partial_x u. \quad (2.4c)$$

The first and second coefficients of viscosity $\mu(T)$ and $\lambda(T)$ are assumed to be functions of temperature only. Further, we consider Fourier's law for heat transfer by conduction so that the heat-flux components are given by

$$q_x = -k / [(\gamma - 1) Re Pr M^2] \partial_x T, \quad q_y = -k / [(\gamma - 1) Re Pr M^2] \partial_y T, \quad (2.5a, b)$$

where $k(T)$ indicates the temperature-dependent coefficient of thermal conductivity. Finally, the dissipation function in the equation of energy is defined as

$$\Phi = \tau_{xx} \partial_x u + \tau_{xy} (\partial_y u + \partial_x v) + \tau_{yy} \partial_y v. \quad (2.6)$$

Together with appropriate boundary conditions, equations (2.1)–(2.6) describe the motion of fluid flow under the stated assumptions. If (2.3) is substituted into (2.1), the pressure variable p can be eliminated so that the unknowns are reduced to the primitive variables $\mathbf{q} = \mathbf{q}(x, y, t) = (\rho, u, v, T)^\top$ and the Navier–Stokes equations (2.1) can be abbreviated in symbolic form as

$$\mathcal{NS}\{\mathbf{q}\} = 0. \quad (2.7)$$

Here, $\mathcal{NS}\{\cdot\}$ is the *non-linear* Navier–Stokes operator that operates on the primitive variable vector \mathbf{q} . This notation is used in the following derivations to prevent exhausting writing of the full equations.

2.2. Linear disturbance equations

We assume a *stationary, parallel base flow* indicated by $(\bar{\cdot})$ that depends on the y -coordinate only, i.e. $\bar{\mathbf{q}} = \bar{\mathbf{q}}(y)$ with $\bar{u} = \bar{u}(y)$ and $\bar{v} = 0$, satisfying $\mathcal{NS}\{\bar{\mathbf{q}}\} = 0$. The perturbed base flow is expanded as $\mathbf{q}(x, y, t) = \bar{\mathbf{q}}(y) + \varepsilon \tilde{\mathbf{q}}(x, y, t) + O(\varepsilon^2)$ with $(\tilde{\cdot})$ denoting first-order disturbance variables. We focus on *small* disturbances and therefore linearise the governing equations (2.7) around the base-flow solution $\bar{\mathbf{q}}(y)$ by $\widetilde{\mathcal{NS}}(\bar{\mathbf{q}}) \tilde{\mathbf{q}} = [\partial_\varepsilon \mathcal{NS}\{\bar{\mathbf{q}} + \varepsilon \tilde{\mathbf{q}} + O(\varepsilon^2)\}]_{\varepsilon=0}$. Here, $\widetilde{\mathcal{NS}}(\cdot)$ is the *linear* disturbance operator that depends on the base flow $\bar{\mathbf{q}}$ and operates on first order disturbances $\tilde{\mathbf{q}}$. The evolution equations for small disturbances $\tilde{\mathbf{q}}$ are then given as

$$\widetilde{\mathcal{NS}}(\bar{\mathbf{q}}) \tilde{\mathbf{q}} = 0, \quad (2.8)$$

with the elements of the disturbance operator $\widetilde{\mathcal{NS}}(\bar{\mathbf{q}})$ provided in the appendix.

2.3. Disturbance energy balance

In order to derive a balance equation for the disturbance energy we follow Chu (1965) and multiply the continuity equation (2.8)₁ by $\bar{a}^2 \tilde{\varrho}/(\gamma \bar{\varrho})$ with $\bar{a}^2 = \bar{T}/M^2$, the momentum equation in x -direction (2.8)₂ by \tilde{u} , the momentum equation in y -direction (2.8)₃ by \tilde{v} , and the energy equation (2.8)₄ by \tilde{T}/\bar{T} and integrate its sum over an arbitrary, but time-independent domain $\Omega \subset \mathbb{R} \times \mathbb{R}$. The resulting scalar equation can symbolically be written as

$$\int_{\Omega} [\tilde{\mathbf{p}}^T \widetilde{\mathcal{NS}}(\bar{\mathbf{q}}) \bar{\mathbf{q}}] dV = 0, \quad (2.9)$$

where the multiplication factors are collected in the vector $\tilde{\mathbf{p}} = (\bar{a}^2 \tilde{\varrho}/(\gamma \bar{\varrho}), \tilde{u}, \tilde{v}, \tilde{T}/\bar{T})^T$ and $dV = dx dy$ denotes an infinitesimal area element. According to Chu (1965) all terms in (2.9) with time derivatives are collected and the disturbance energy is consequently defined as

$$\tilde{E} = \int_{\Omega} \left[\frac{1}{2} \bar{\varrho} (\tilde{u}^2 + \tilde{v}^2) + \frac{1}{2} \frac{\bar{a}^2 \tilde{\varrho}^2}{\gamma \bar{\varrho}} + \frac{1}{2} \frac{\bar{\varrho} c_v \tilde{T}^2}{\bar{T}} \right] dV. \quad (2.10)$$

By considering (2.10) and with the aid of Gauss' divergence theorem (integration by parts in space) we can rearrange (2.9) to the balance equation for the disturbance energy

$$\frac{d\tilde{E}}{dt} = - \int_{\Omega} \bar{\varrho} \tilde{u} \tilde{v} \frac{d\bar{u}}{dy} dV - \int_{\Omega} \bar{\varrho} \tilde{v} \tilde{s} \frac{d\bar{T}}{dy} dV + \int_{\Omega} \frac{\tilde{T}}{\bar{T}} \tilde{Q} dV \quad (2.11a-c)$$

$$- \int_{\Omega} [\tilde{\tau}_{xx} \partial_x \tilde{u} + \tilde{\tau}_{xy} (\partial_y \tilde{u} + \partial_x \tilde{v}) + \tilde{\tau}_{yy} \partial_y \tilde{v}] dV + \int_{\Omega} [\tilde{q}_x \partial_x + \tilde{q}_y \partial_y] \frac{\tilde{T}}{\bar{T}} dV \quad (2.11d,e)$$

$$- \int_{\partial\Omega} \tilde{p} [\tilde{u} n_x + \tilde{v} n_y] dS + \int_{\partial\Omega} [\tilde{\tau}_{xx} \tilde{u} n_x + \tilde{\tau}_{xy} (\tilde{u} n_y + \tilde{v} n_x) + \tilde{\tau}_{yy} \tilde{v} n_y] dS \quad (2.11f,g)$$

$$- \int_{\partial\Omega} \frac{\tilde{T}}{\bar{T}} [\tilde{q}_x n_x + \tilde{q}_y n_y] dS \quad (2.11h)$$

$$+ \frac{1}{Re} \int_{\Omega} \partial_y \left[\tilde{u} \tilde{T} \frac{d\bar{\mu}}{dT} \frac{d\bar{u}}{dy} \right] dV + \frac{1}{Re} \int_{\Omega} \partial_x \left[\tilde{v} \tilde{T} \frac{d\bar{\mu}}{dT} \frac{d\bar{u}}{dy} \right] dV \quad (2.11i,j)$$

$$- \int_{\Omega} \partial_x \left[\frac{1}{2} \frac{\bar{u} \bar{p}}{\bar{\varrho}^2} \frac{\tilde{\varrho}^2}{\bar{\varrho}^2} + \frac{1}{2} \frac{\bar{u} \bar{p}}{\gamma - 1} \frac{\tilde{T}^2}{\bar{T}^2} + \frac{1}{2} \bar{u} \bar{\varrho} (\tilde{u}^2 + \tilde{v}^2) \right] dV. \quad (2.11k)$$

Contrary to Chu (1965) we take non-vanishing disturbances at the domain boundary $\partial\Omega$ into account which yields the additional terms (2.11f–h). The outward unit vector to $\partial\Omega$ is denoted as $(n_x, n_y)^T$ and the infinitesimal line element on $\partial\Omega$ as dS . The disturbance shear stress components are defined as

$$\tilde{\tau}_{xx} = \frac{2\bar{\mu} + \bar{\lambda}}{Re} \partial_x \tilde{u} + \frac{\bar{\lambda}}{Re} \partial_y \tilde{v}, \quad \tilde{\tau}_{xy} = \frac{\bar{\mu}}{Re} (\partial_y \tilde{u} + \partial_x \tilde{v}), \quad \tilde{\tau}_{yy} = \frac{2\bar{\mu} + \bar{\lambda}}{Re} \partial_y \tilde{v} + \frac{\bar{\lambda}}{Re} \partial_x \tilde{u}, \quad (2.12)$$

the disturbance heat-flux components as

$$\tilde{q}_x = - \frac{\bar{k}}{(\gamma - 1) Re Pr M^2} \partial_x \tilde{T}, \quad \tilde{q}_y = - \frac{\bar{k}}{(\gamma - 1) Re Pr M^2} \partial_y \tilde{T} \quad (2.13)$$

and the specific disturbance heat source as

$$\begin{aligned} \tilde{Q} = & \frac{1}{Re} \left(2\bar{\mu} - \frac{d\bar{\mu}}{d\bar{T}} \bar{T} \right) \frac{d\bar{u}}{dy} \left(\frac{\partial \tilde{u}}{\partial y} + \frac{\partial \tilde{v}}{\partial x} \right) + \frac{1}{(\gamma - 1) Re Pr M^2} \frac{\bar{k}}{\bar{T}} \frac{d\bar{T}}{dy} \frac{\partial \tilde{T}}{\partial y} \\ & + \frac{1}{Re} \bar{T} \frac{d\bar{\mu}}{d\bar{T}} \left(\frac{d\bar{u}}{dy} \right)^2 + \frac{1}{(\gamma - 1) Re Pr M^2} \frac{\partial}{\partial y} \left(\bar{T} \frac{d\bar{k}}{d\bar{T}} \frac{d\bar{T}}{dy} \right). \end{aligned} \quad (2.14)$$

The specific disturbance entropy introduced in (2.11b) is given as $\tilde{s} = [(\gamma - 1)^{-1} \tilde{T}/\bar{T} - \tilde{\rho}/\bar{\rho}]/(\gamma M^2)$, where the relation $s - s_0 = c_v \ln(T/T_0) + R \ln(\rho_0/\rho)$ for a calorically perfect gas with the specific gas constant $R = 1/(\gamma M^2)$ was used (Moran & Shapiro 2000).

2.4. Decomposition of temporal growth rate ω_i

We are interested in the *temporal* evolution of the disturbance energy for normal modes, i.e. disturbances with wave-like shape. Thus, we introduce the normal mode ansatz

$$\tilde{q}(x, y, t) = \text{Re} \left[\hat{q}(\alpha_r, y, \omega) e^{i(\alpha_r x - \omega t)} \right], \quad q \in \{\rho, u, v, T, s\}, \quad (2.15)$$

where $\hat{q}(\alpha_r, y, \omega)$ denotes the complex first order disturbance amplitude, $\alpha_r \in \mathbb{R}$ the streamwise wave number and $\omega = (\omega_r + i\omega_i) \in \mathbb{C}$ the complex angular frequency. The wave-like disturbances are *spatially periodic* in the x -direction and restricted to a finite domain in the y -direction, $y^- \leq y \leq y^+$. Hence it is sufficient to consider the fluid domain $\Omega^t = [0, 2\pi/\alpha_r] \times [y^-, y^+]$, where $2\pi/\alpha_r$ denotes the disturbance wave length.

We evaluate the integrals in (2.10) and (2.11) over the domain Ω^t for normal modes and use the relation

$$\int_0^{2\pi/\alpha_r} \tilde{f} \tilde{g} dx = \frac{\pi}{\alpha_r} e^{2\omega_i t} \langle \hat{f}, \hat{g} \rangle \quad (2.16)$$

for products of disturbance quantities, e.g., $\tilde{f} \tilde{g} \in \mathbb{R}$ with $\tilde{f}, \tilde{g} \in \{\tilde{\rho}, \tilde{u}, \tilde{v}, \tilde{T}, \tilde{s}\}$. The inner product is given by $\langle \hat{f}, \hat{g} \rangle \equiv \frac{1}{2} (\hat{f}^* \hat{g} + \hat{f} \hat{g}^*)$ where $(\cdot)^*$ stands for the complex conjugate. Terms (2.11j, k) as well as the boundary integrals $\int_{\partial\Omega^t} (\cdot) n_x dS$ in (2.11f–h) vanish because of disturbance periodicity in the x -direction and from (2.16) it follows that $d\tilde{E}/dt = 2\omega_i \tilde{E}$. We can therefore rewrite equation (2.11) for normal modes in the domain Ω^t as the decomposition

$$\omega_i = \sum_{i=1}^3 \frac{\hat{P}_i}{2\hat{E}} + \sum_{j=1}^2 \frac{\hat{D}_j}{2\hat{E}} + \sum_{k=1}^4 \frac{\hat{F}_k}{2\hat{E}}, \quad (2.17)$$

where

$$\hat{E} = \frac{1}{2} \int_{y^-}^{y^+} \left[\bar{\rho} (\langle \hat{u}, \hat{u} \rangle + \langle \hat{v}, \hat{v} \rangle) + \frac{\bar{a}^2 \langle \hat{\rho}, \hat{\rho} \rangle}{\gamma \bar{\rho}} + \frac{\bar{\rho} c_v \langle \hat{T}, \hat{T} \rangle}{\bar{T}} \right] dy \quad (2.18)$$

denotes the disturbance energy amplitude and

$$\hat{P}_1 = \int_{y^-}^{y^+} -\bar{\rho}\langle\hat{u}, \hat{v}\rangle \frac{d\bar{u}}{dy} dy, \quad \hat{P}_2 = \int_{y^-}^{y^+} -\bar{\rho}\langle\hat{v}, \hat{s}\rangle \frac{d\bar{T}}{dy} dy, \quad \hat{P}_3 = \int_{y^-}^{y^+} \frac{\langle\hat{T}, \hat{Q}\rangle}{\bar{T}} dy, \quad (2.19a-c)$$

$$\hat{D}_1 = \int_{y^-}^{y^+} -[\langle\hat{\tau}_{xx}, i\alpha_r\hat{u}\rangle + \langle\hat{\tau}_{xy}, \mathcal{D}_y\hat{u}\rangle + \langle\hat{\tau}_{xy}, i\alpha_r\hat{v}\rangle + \langle\hat{\tau}_{yy}, \mathcal{D}_y\hat{v}\rangle] dy, \quad (2.19d)$$

$$\hat{D}_2 = \int_{y^-}^{y^+} \frac{\langle\hat{q}_x, i\alpha_r\hat{T}\rangle + \langle\hat{q}_y, \mathcal{D}_y\hat{T}\rangle}{\bar{T}} dy, \quad (2.19e)$$

$$\hat{F}_1 = -\langle\hat{p}, \hat{v}\rangle\Big|_{y^-}^{y^+}, \quad \hat{F}_2 = \langle\hat{\tau}_{xy}, \hat{u}\rangle\Big|_{y^-}^{y^+} + \langle\hat{\tau}_{yy}, \hat{v}\rangle\Big|_{y^-}^{y^+}, \quad (2.19f,g)$$

$$\hat{F}_3 = -\frac{\langle\hat{T}, \hat{q}_y\rangle}{\bar{T}}\Big|_{y^-}^{y^+}, \quad \hat{F}_4 = \frac{1}{Re} \left[\langle\hat{u}, \hat{T}\rangle \frac{d\bar{\mu}}{d\bar{T}} \frac{d\bar{u}}{dy} \right]_{y^-}^{y^+} \quad (2.19h,i)$$

define amplitudes of production \hat{P}_i , of dissipation \hat{D}_j , and of flux \hat{F}_k , respectively, with $\mathcal{D}_y \equiv d/dy$.

The production term \hat{P}_1 describes the interaction of Reynolds stress $-\bar{\rho}\langle\hat{u}, \hat{v}\rangle$ with the base-flow velocity gradient $d\bar{u}/dy$ and is the key component for inviscid flow. Interaction between entropy flux density $-\bar{\rho}\langle\hat{v}, \hat{s}\rangle$ and base-flow temperature gradient $d\bar{T}/dy$ characterises the production term \hat{P}_2 . The third term \hat{P}_3 includes production of disturbance energy due to change of transport properties μ and k with temperature. Production terms \hat{P}_i can be positive and negative and therefore enhance disturbance growth or decay. Pure dissipative effects are incorporated in the dissipation terms \hat{D}_1 and \hat{D}_2 , which describe viscous and thermal dissipation, respectively. Disturbance energy convected across the domain boundary $\partial\Omega$ is represented by the flux terms \hat{F}_k . Terms \hat{F}_1 and \hat{F}_2 describe the net flux of mechanical energy and \hat{F}_3 the net flux of thermal disturbance energy across the domain boundary. The last flux term \hat{F}_4 arises due to the temperature-dependence of the viscosity.

3. Results

In the following, we briefly present the application of the theory by two examples, namely compressible Couette flow and plane jet flow. We would like to stress that the goal of this section is not a comprehensive study of the linear stability of these flows, since this has been carried out before (see e.g. Duck *et al.* (1994), Hu & Zhong (1998) and Parras & Le Dizès (2010)), but rather to exemplify the more profound physical understanding for instability mechanisms that can be gained from the proposed decomposition of the temporal growth rate ω_i .

The spectra of both examples are obtained from a linear stability solver, where the disturbance equations for the temporal problem were discretised using the Chebyshev collocation method (Malik 1990; Peyret 2002) and the resulting generalised eigenvalue problem was solved by the QZ algorithm. The integrals in (2.18)–(2.19) are evaluated numerically by applying the Chebyshev–Gauss quadrature of the second kind on the computed discrete eigenfunctions (Abramowitz & Stegun 1972).

3.1. Plane Couette flow

The compressible plane Couette flow is the solution of (2.1) subject to the boundary conditions $u(y^-) = 0$, $u(y^+) = 1$, $T(y^-) = T_w$, $T(y^+) = 1$ with the fluid domain $[y^-, y^+] = [0, 1]$ and the recovery temperature $T_w = 1 + \frac{1}{2}(\gamma - 1)PrM^2$. The linear

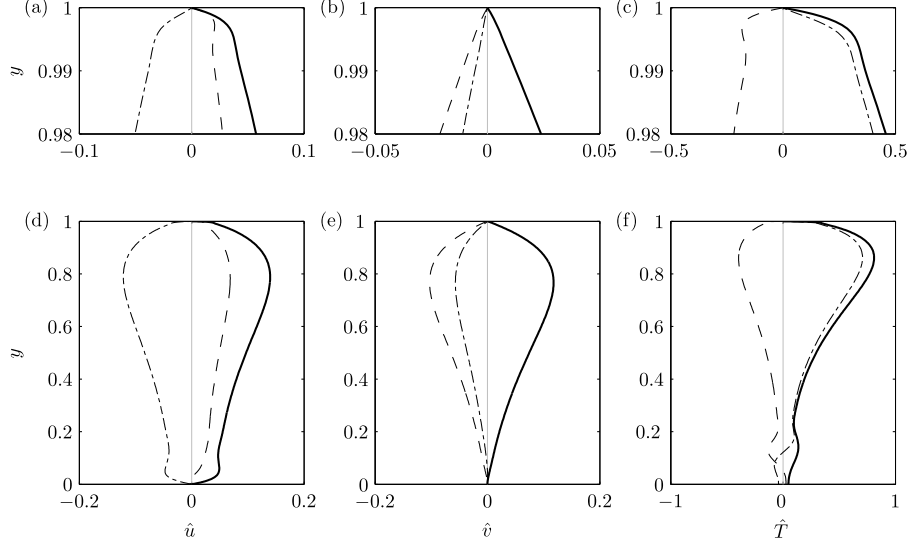


Figure 1: Disturbance amplitudes of mode-II instability for plane compressible Couette flow at $Re = 2.5 \times 10^5$, $M = 5$, $\alpha_r = 2.4$. (a,d) x -component of disturbance velocity \hat{u} , (b,e) y -component of disturbance velocity \hat{v} , (c,f) temperature disturbance \hat{T} . (a)–(c) are magnified sections of (d)–(f) near the top boundary layer at $y^+ = 1$. Magnitude (solid lines), real part (dashed lines), imaginary part (dash-dotted lines).

stability of this flow was extensively studied by Duck *et al.* (1994) and Hu & Zhong (1998). Here, we provide further insight into the growth mechanisms of compressible Couette flow by exemplarily applying the decomposition proposed in § 2 for the so-called mode-II instability (Hu & Zhong 1998). Disturbance amplitudes for mode II at $Re = 2.5 \times 10^5$, $M = 5$, $\alpha_r = 2.4$ are plotted in figure 1. The x -component of the disturbance velocity and the temperature disturbance show large gradients near the top boundary which obeys the Dirichlet boundary condition.

The temporal growth rate ω_i and its decomposition into production and dissipation terms for $M = 5$, $\alpha_r = 2.4$ and various values of Re are shown in figure 2. The flux terms are all zero because of the vanishing velocity, temperature and heat-flux fluctuations at the boundary. The production terms $\hat{P}_2/2\hat{E}$ and $\hat{P}_3/2\hat{E}$ and the dissipation term $\hat{D}_1/2\hat{E}$ are small and roughly cancel each other. Therefore, the production term $\hat{P}_1/2\hat{E}$ and the dissipation term $\hat{D}_2/2\hat{E}$ are the major components of ω_i . In the low- Re regime ($Re < 10^5$), the growth rate is dominated by the strongly negative dissipation term $\hat{D}_2/2\hat{E}$, which is related to thermal dissipation, whereas viscous dissipation plays a minor role. With rising Re , the influence of the thermal dissipation is reduced while the production term $\hat{P}_1/2\hat{E}$ rises to its maximum resulting in a positive temporal growth rate ω_i . For even higher Re , the production term $\hat{P}_1/2\hat{E}$, which quantifies the interaction between Reynolds stress and base-flow velocity gradient, decreases and hence the growth rate also becomes smaller.

For a deeper level of understanding we further analyse the major terms of the decomposition for the given flow, namely production \hat{P}_1 (2.19a) and dissipation \hat{D}_2 (2.19d). Both terms are defined as integrals over the domain $[y^-, y^+]$. The respective integrands are plotted in figure 3 for the same flow parameters as in figure 1. The integrand of production \hat{P}_1 , which measures the interaction of Reynolds stress with base-flow velocity gradient, is nearly constant except for the spike at the top boundary y^+ and the gradual

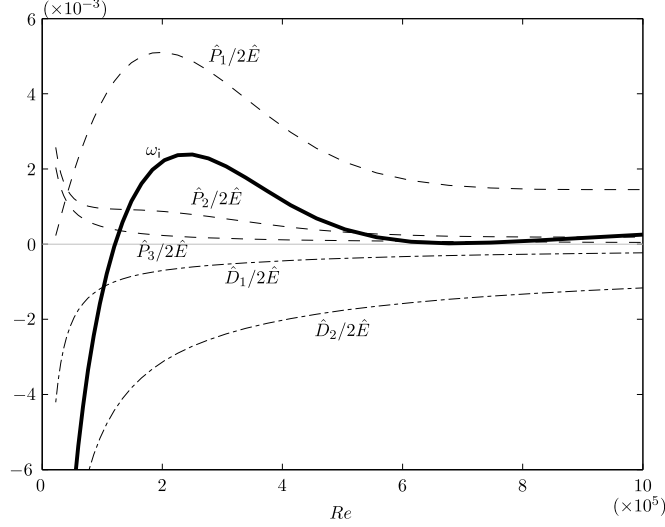


Figure 2: Decomposition of temporal growth rate ω_i according to (2.17) of mode-II instability (Hu & Zhong 1998) for plane compressible Couette flow at various Re ; $M = 5$, $\alpha_r = 2.4$.

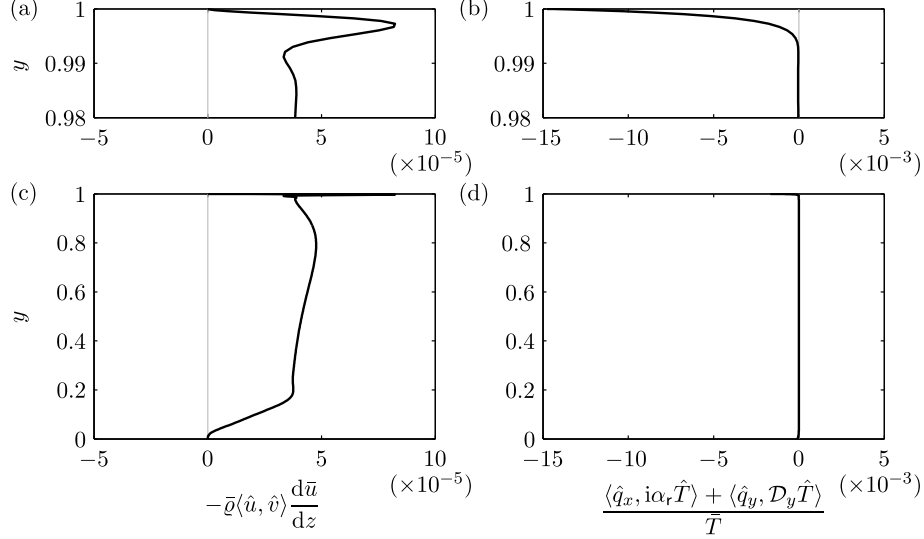


Figure 3: Integrands of (a,c) production term \hat{P}_1 and (b,d) dissipation term \hat{D}_2 for mode-II instability of plane compressible Couette flow at $Re = 2.5 \times 10^5$, $M = 5$, $\alpha_r = 2.4$. (a)–(b) are magnified sections of (c)–(d) near the top boundary layer at $y^+ = 1$.

decrease at the bottom boundary y^- . On the other hand, the integrand of the thermal dissipation \hat{D}_2 is zero except in the very thin boundary layer near $y^+ = 1$, where the integrand sharply drops to a negative value due to large fluctuations in the heat-flux component \hat{q}_y . This analysis on the integrands reveals that the disturbance production is

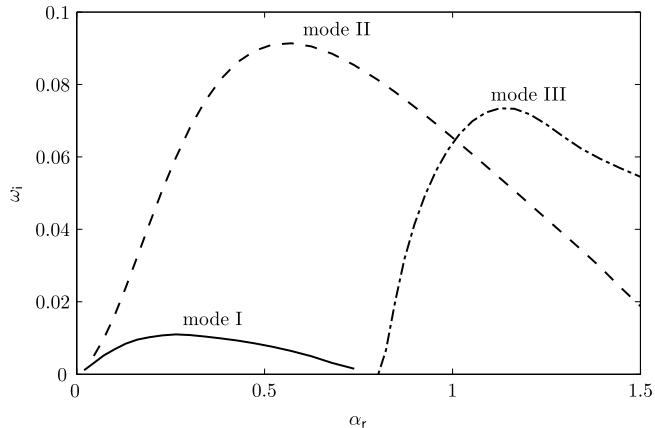


Figure 4: Temporally unstable modes for plane jet flow at $M = 2.5$ and $Re = 10^6$. The base flow is chosen according to (3.1) and (3.2).

nearly homogeneously distributed over the domain $[y^-, y^+]$, whereas the major thermal dissipation is limited to a small region near the top boundary.

3.2. Plane jet flow

The local temporal linear stability of supersonic round jet flow has been studied recently by Parras & Le Dizès (2010). In the following, we consider a plane supersonic jet. We will show that under certain conditions the flux terms can be used to quantify a stabilizing mechanism due to radiation which is observed for certain supersonic jet instability modes.

As base-flow velocity we choose the profile proposed by Michalke (1984)

$$\bar{u}(y) = \frac{1}{2} \left[1 + \tanh \left(\frac{1}{4\theta} \left(\frac{1}{|y|} - |y| \right) \right) \right], \quad (3.1)$$

where we set the momentum thickness $\theta = 0.1$. According to this definition, the velocity shear layers are located at $y = \pm 1$. The temperature profile $\bar{T}(y)$ is computed according to the Crocco–Busemann relation (Busemann 1935), which for a temperature ratio $\bar{T}(\infty)/\bar{T}(0) = 1$ and a vanishing ambient velocity $\bar{u}(\infty) = 0$ simplifies to

$$\bar{T}(y) = 1 + M^2(\gamma - 1) (\bar{u}(y) - \bar{u}^2(y)). \quad (3.2)$$

We set the physical domain to $[y^-, y^+] = [-20, +20]$ and apply the coordinate mapping proposed by Bayliss & Turkel (1992) to accumulate the collocation points near the shear layers. At the domain boundaries y^\pm , we use the far-field boundary condition by Thompson (1987).

Figure 4 shows different types of temporally unstable modes for the given base flow at $M = 2.5$ and $Re = 10^6$. Here, these modes are called modes I to III and they exhibit partially overlapping ranges of unstable streamwise wave numbers. Mode II reaches maximum temporal growth for $\alpha \approx 0.55$. In the following, we demonstrate the importance of flux terms by comparing results of mode I and mode II. The decomposition of the temporal growth rates and representative eigenfunctions $\hat{u}(z)$ of both modes are shown in figure 5. Mode II is of classical Kelvin–Helmholtz type, which is characterised by large disturbance amplitudes in the base-flow shear layer and small amplitudes elsewhere (figure 5d). Its decomposition (figure 5b) reveals only contributions of $\hat{P}_1/2\hat{E}$ (interaction of Reynolds stress with base-flow velocity gradient) and $\hat{P}_2/2\hat{E}$ (interaction of entropy

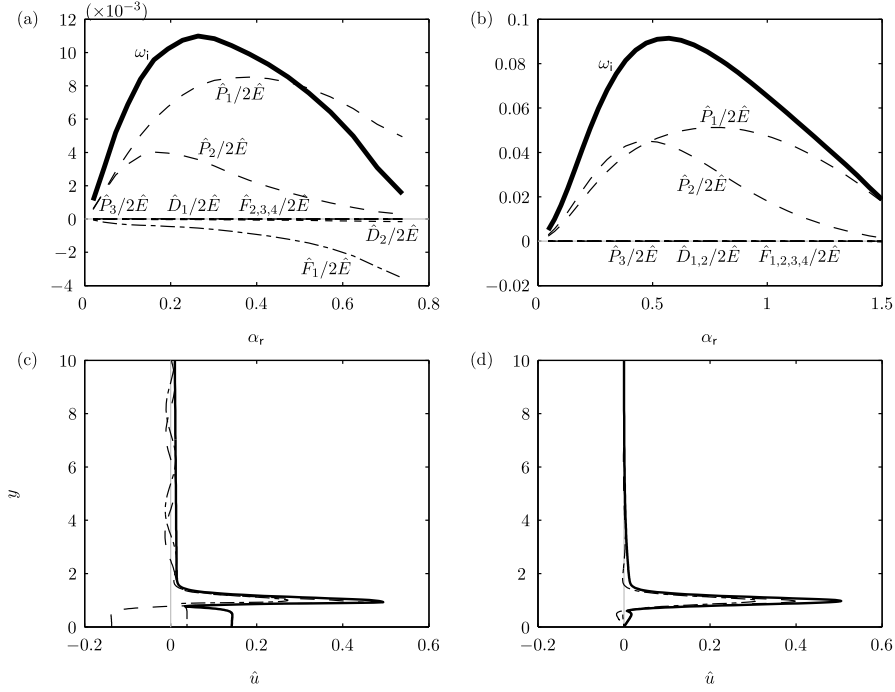


Figure 5: (a,b) Decomposition of temporal growth rate ω_i according to (2.17) of (a) mode-I and (b) mode-II instability for plane jet flow at various α . (c,d) Streamwise velocity component \hat{u} of (c) mode I and (d) mode II for $\alpha = 0.5$. Magnitude $|\hat{u}|$ (solid lines), real part $\text{Re } \hat{u}$ (dashed lines), imaginary part $\text{Im } \hat{u}$ (dash-dotted lines).

flux density with base-flow temperature gradient). The remaining components of (2.17) are negligibly small due to the large Reynolds number and the vanishing disturbance amplitudes in the far field. Compared to mode II, we recognise the additional negative flux term $\hat{F}_1/2\hat{E}$ in the decomposition of mode I (figure 5a). This flux term quantifies the net flux of mechanical disturbance energy across the domain boundary and is caused by the radiating Mach-wave character of mode I (Tam & Hu 1989). This mode features non-vanishing eigenfunctions in the far field (figure 5c) and therefore exhibits an additional stabilizing mechanism due to sound radiation.

4. Discussion

In this paper, a detailed formulation for the decomposition of the temporal growth rate of linear instability modes has been derived for two-dimensional, parallel, compressible, viscous gas flow. The contributing terms can be classified as production, dissipation and flux terms. The analysis identifies the relevant underlying mechanisms that determine the linear stability of a given flow and quantifies the relative influence of different base-flow properties such as velocity shear, temperature gradients, compressibility or viscous effects, to name but a few.

The usefulness of this formulation to gain a deeper understanding of linear instability in compressible flows and the capability to quantify the sensitivity of eigenmodes with respect to changes in the parameter space have been demonstrated for plane Couette flow (figure 2) and plane jet flow (figure 5) at supersonic Mach numbers. These examples

highlight the distinct physical mechanisms that are responsible for disturbance growth under certain flow conditions. Furthermore, inclusion of flux terms allows the quantification of damping effects which can be present in unconfined flows, e.g. due to Mach-wave radiation in supersonic open shear flows.

Appendix A. Linear disturbance equations

The linear disturbance equations for plane compressible flow were derived in § 2.2 under the assumption of a calorically perfect gas and a stationary, parallel base flow ($\bar{\mathbf{q}} = \bar{\mathbf{q}}(y)$, $\bar{v} = 0$). Here we provide the full disturbance equations by listing the non-zero elements of the linear disturbance operator $\widetilde{\mathcal{NS}}(\bar{\mathbf{q}})$, i.e.

$$\widetilde{\mathcal{NS}}(\bar{\mathbf{q}}) \bar{\mathbf{q}} = \begin{bmatrix} \widetilde{\mathcal{NS}}_{11} & \widetilde{\mathcal{NS}}_{12} & \widetilde{\mathcal{NS}}_{13} & 0 \\ \widetilde{\mathcal{NS}}_{21} & \widetilde{\mathcal{NS}}_{22} & \widetilde{\mathcal{NS}}_{23} & \widetilde{\mathcal{NS}}_{24} \\ \widetilde{\mathcal{NS}}_{31} & \widetilde{\mathcal{NS}}_{32} & \widetilde{\mathcal{NS}}_{33} & \widetilde{\mathcal{NS}}_{34} \\ 0 & \widetilde{\mathcal{NS}}_{42} & \widetilde{\mathcal{NS}}_{43} & \widetilde{\mathcal{NS}}_{44} \end{bmatrix} \begin{bmatrix} \bar{\varrho} \\ \bar{u} \\ \bar{v} \\ \bar{T} \end{bmatrix} = 0 \quad (\text{A } 1)$$

with the coefficients for the equation of continuity

$$\left. \begin{aligned} \widetilde{\mathcal{NS}}_{11} &= \partial_t + \bar{u} \partial_x \\ \widetilde{\mathcal{NS}}_{12} &= \bar{\varrho} \partial_x \\ \widetilde{\mathcal{NS}}_{13} &= \frac{d\bar{\varrho}}{dy} + \bar{\varrho} \partial_y \end{aligned} \right\}, \quad (\text{A } 2a)$$

the coefficients for the equation of momentum in the x -direction

$$\left. \begin{aligned} \widetilde{\mathcal{NS}}_{21} &= \frac{\bar{T}}{M^2 \gamma} \partial_x \\ \widetilde{\mathcal{NS}}_{22} &= \bar{\varrho} \partial_t + \bar{u} \bar{\varrho} \partial_x - \frac{1}{Re} \left((\bar{\lambda} + 2\bar{\mu}) \partial_x^2 + \frac{d\bar{\mu}}{dT} \frac{d\bar{T}}{dy} \partial_y + \bar{\mu} \partial_y^2 \right) \\ \widetilde{\mathcal{NS}}_{23} &= \bar{\varrho} \frac{d\bar{u}}{dy} - \frac{1}{Re} \left(\frac{d\bar{\mu}}{dT} \frac{d\bar{T}}{dy} \partial_x + (\bar{\lambda} + \bar{\mu}) \partial_x \partial_y \right) \\ \widetilde{\mathcal{NS}}_{24} &= \frac{\bar{\varrho}}{M^2 \gamma} \partial_x - \frac{1}{Re} \left(\frac{d\bar{\mu}}{dT} \frac{d^2 \bar{u}}{dy^2} + \frac{d^2 \bar{\mu}}{dT^2} \frac{d\bar{u}}{dy} \frac{d\bar{T}}{dy} + \frac{d\bar{\mu}}{dT} \frac{d\bar{u}}{dy} \partial_y \right) \end{aligned} \right\}, \quad (\text{A } 2b)$$

the coefficients for the equation of momentum in the y -direction

$$\left. \begin{aligned} \widetilde{\mathcal{NS}}_{31} &= \frac{1}{M^2 \gamma} \left(\frac{d\bar{T}}{dy} + \bar{T} \partial_y \right) \\ \widetilde{\mathcal{NS}}_{32} &= -\frac{1}{Re} \left(\frac{d\bar{\lambda}}{dT} \frac{d\bar{T}}{dy} \partial_x + (\bar{\lambda} + \bar{\mu}) \partial_x \partial_y \right) \\ \widetilde{\mathcal{NS}}_{33} &= \bar{\varrho} \partial_t + \bar{u} \bar{\varrho} \partial_x - \frac{1}{Re} \left[\bar{\mu} \partial_x^2 + \left(\frac{d\bar{\lambda}}{dT} + 2 \frac{d\bar{\mu}}{dT} \right) \frac{d\bar{T}}{dy} \partial_y + (\bar{\lambda} + 2\bar{\mu}) \partial_y^2 \right] \\ \widetilde{\mathcal{NS}}_{34} &= \frac{1}{M^2 \gamma} \left(\frac{d\bar{\varrho}}{dy} + \bar{\varrho} \partial_y \right) - \frac{1}{Re} \frac{d\bar{\mu}}{dT} \frac{d\bar{u}}{dy} \partial_x \end{aligned} \right\}, \quad (\text{A } 2c)$$

and the coefficients for the equation of energy

$$\left. \begin{aligned} \widetilde{\mathcal{NS}}_{42} &= \frac{\bar{\varrho}\bar{T}}{M^2\gamma} \partial_x - \frac{2\bar{\mu}}{Re} \frac{d\bar{u}}{dy} \partial_y \\ \widetilde{\mathcal{NS}}_{43} &= \frac{\bar{\varrho}}{M^2\gamma} \left(\frac{1}{\gamma-1} \frac{d\bar{T}}{dy} + \bar{T} \partial_y \right) - \frac{2\bar{\mu}}{Re} \frac{d\bar{u}}{dy} \partial_x \\ \widetilde{\mathcal{NS}}_{44} &= \frac{1}{M^2(\gamma-1)} \left\{ \frac{\bar{\varrho}}{\gamma} (\partial_t + \bar{u}\partial_x) - \frac{1}{RePr} \left[\frac{d\bar{k}}{d\bar{T}} \frac{d^2\bar{T}}{dy^2} + \frac{d^2\bar{k}}{d\bar{T}^2} \left(\frac{d\bar{T}}{dy} \right)^2 \right. \right. \\ &\quad \left. \left. + 2 \frac{d\bar{k}}{d\bar{T}} \frac{d\bar{T}}{dy} \partial_y + \bar{k} (\partial_x^2 + \partial_y^2) \right] \right\} - \frac{1}{Re} \frac{d\bar{\mu}}{d\bar{T}} \frac{d\bar{u}^2}{dy} \end{aligned} \right\}. \quad (\text{A } 2d)$$

REFERENCES

- ABRAMOWITZ, MILTON & STEGUN, IRENE. A. 1972 *Handbook of Mathematical Functions with Formulas, Graphs, and Mathematical Tables*, 10th edn. National Bureau of Standards.
- BAYLISS, ALVIN & TURKEL, ELI 1992 Mappings and accuracy for Chebyshev pseudo-spectral approximations. *Journal of Computational Physics* **101** (2), 349–359.
- BUSEMANN, ADOLF 1935 Gasströmung mit laminarer Grenzschicht entlang einer Platte. *Zeitschrift für Angewandte Mathematik und Mechanik* **15** (1–2), 23–25.
- CHU, B.-T. 1965 On the energy transfer to small disturbances in fluid flow (Part I). *Acta Mechanica* **1** (3), 215–234.
- CRIMINALE, W. O., JACKSON, T. L. & JOSLIN, R. D. 2003 *Theory and Computation of Hydrodynamic Stability*, 1st edn. Cambridge University Press.
- DRAZIN, PHILIP. D. & REID, W. H. 2004 *Hydrodynamic Stability*, 2nd edn. Cambridge Mathematical Library.
- DUCK, P. W., ERLEBACHER, G. & HUSSAINI, M. Y. 1994 On the linear stability of compressible plane Couette flow. *Journal of Fluid Mechanics* **258**, 131–165.
- HU, S. & ZHONG, X. 1998 Linear stability of viscous supersonic plane Couette flow. *Physics of Fluids* **10** (3), 709–729.
- MALIK, M., ALAM, M. & DEY, J. 2006 Nonmodal energy growth and optimal perturbations in compressible plane Couette flow. *Physics of Fluids* **18** (3), 034103.
- MALIK, M., DEY, J. & ALAM, M. 2008 Linear stability, transient energy growth, and the role of viscosity stratification in compressible plane Couette flow. *Physical Review E* **77** (3).
- MALIK, MUJEEB R. 1990 Numerical methods for hypersonic boundary layer stability. *Journal of Computational Physics* **86** (2), 376–413.
- MICHALKE, ALFONS 1984 Survey on jet instability theory. *Progress in Aerospace Sciences* **21**, 159–199.
- MORAN, M. J. & SHAPIRO, H. N. 2000 *Fundamentals of Engineering Thermodynamics*, 4th edn. John Wiley & Sons.
- PARRAS, L. & LE DIZÈS, S. 2010 Temporal instability modes of supersonic round jets. *Journal of Fluid Mechanics* **662**, 173–196.
- PEYRET, ROGER 2002 *Spectral Methods for Incompressible Viscous Flow, Applied Mathematical Sciences*, vol. 148. Springer.
- SCHMID, PETER J. & HENNINGSON, DAN S. 2001 *Stability and Transition in Shear Flows*, 1st edn., *Applied Mathematical Sciences*, vol. 142. Springer.
- TAM, C.K.W. & HU, F.Q. 1989 On the three families of instability waves of high-speed jets. *Journal of Fluid Mechanics* **201**, 447–483.
- THOMPSON, KEVIN W. 1987 Time dependent boundary conditions for hyperbolic systems. *Journal of Computational Physics* **68** (1), 1–24.
- TRITARELLI, ROBERT C. 2011 Modal and non-modal energy evolution in hypersonic boundary layers over porous coatings. Master’s thesis, ETH Zurich.