

Self-Compacted Clay Based Concrete (SCCC): Proof-of-Concept

Journal Article**Author(s):**

Ouellet-Plamondon, Claudiane M.; Habert, Guillaume

Publication date:

2016-03-20

Permanent link:

<https://doi.org/10.3929/ethz-a-010595165>

Rights / license:

[In Copyright - Non-Commercial Use Permitted](#)

Originally published in:

Journal of Cleaner Production 117, <https://doi.org/10.1016/j.jclepro.2015.12.048>

Manuscript Number:

Title: Self-Compacted Clay Based Concrete (SCCC): Proof-of-Concept

Article Type: Original Research Paper

Corresponding Author: Dr. Claudiane M. Ouellet-Plamondon, PhD

Corresponding Author's Institution: ETS

First Author: Claudiane M. Ouellet-Plamondon, PhD

Order of Authors: Claudiane M. Ouellet-Plamondon, PhD; Guillaume Habert, PhD

Abstract: Construction using earth is gaining interest in developed countries, whereas this practice is common in Africa and was more common in Europe 200 years ago. The forecasted increasing demand for cement in emerging countries has created the need for alternative building materials. In this study, recent cement and concrete technologies are transferred to earthen constructions to create a Self-Compacted Clay Concrete. We showed that the use of a superplasticizer (SP) with earth alone reduced the yield stress and was more efficient when cement was added. The optimal rheology was reached with 1% polycarboxylate ethers superplasticizer and 5% calcium sulfoaluminate cement. The setting was studied with a digital penetrometer. The accelerated phase of the CSA hydration occurred within 6 hours only when 5% of CSA was in the earth mixture. Cement transformed the interstitial liquid water between particles into chemically bound water that did not affect the flow in the fresh state. Mechanical tests on the dried self-compacting-clay concrete showed that the compressive strength was increased by a factor of four when reducing the initial water content. The compressive strength of earth material is known to vary with the dry density and the clay content in the compressed earth block. The novelty of our approach is that the identical results can be achieved with a material poured in a formwork rather than compacted. Finally, the carbon footprint of the solution was evaluated, and the results show that this new material is competitive with current construction techniques.

Suggested Reviewers: Paco Melià PhD

Assistant Professor, Dipartimento di Elettronica, Informazione e Bioingegneria, Politecnico di Milano, Italy

paco.melia@polimi.it

Recent article published in the Journal of Cleaner Production on the environmental impact of earth plasters

Sherin H. Sameh

Dar Al Hekma College, Jeddah, Saudi Arabia

sherinsameh@yahoo.com

This author recently published in the Journal of Cleaner Production to promote earth architecture as a sustainable construction technique.

F. Pacheco-Torgal Ph.D

University of Minho, 4800 Guimarães, Portugal

torgal@civil.uminho.pt

This author is knowledgeable in earth construction.

S. Kenai

Professor, Civil Engineering Department, University of Blida

sdkenai@yahoo.com

This author wrote a well-cited article on compacted cement stabilised soil.

Word count: 6045

Self-Compacted Clay Based Concrete (SCCC): Proof-of-Concept

Claudiane M. Ouellet-Plamondon¹, Guillaume Habert

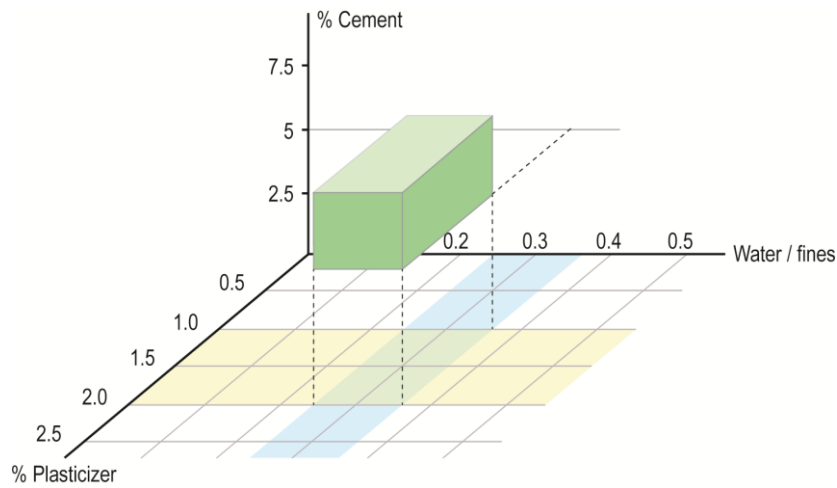
Institute for Construction and Infrastructure Management, ETH Zürich, Switzerland

Abstract

Construction using earth is gaining interest in developed countries, whereas this practice is common in Africa and was more common in Europe 200 years ago. The forecasted increasing demand for cement in emerging countries has created the need for alternative building materials. In this study, recent cement and concrete technologies are transferred to earthen constructions to create a Self-Compacted Clay Concrete. We showed that the use of a superplasticizer (SP) with earth alone reduced the yield stress and was more efficient when cement was added. The optimal rheology was reached with 1% polycarboxylate ethers superplasticizer and 5% calcium sulfoaluminate cement. The setting was studied with a digital penetrometer. The accelerated phase of the CSA hydration occurred within 6 hours only when 5% of CSA was in the earth mixture. Cement transformed the interstitial liquid water between particles into chemically bound water that did not affect the flow in the fresh state. Mechanical tests on the dried self-compacting-clay concrete showed that the compressive strength was increased by a factor of four when reducing the initial water content. The compressive strength of earth material is known to vary with the dry density and the clay content in the compressed earth block. The novelty of our approach is that the identical results can be achieved with a material poured in a formwork rather than compacted. Finally, the carbon footprint of the solution was evaluated, and the results show that this new material is competitive with current construction techniques.

¹ Corresponding author's current address : Department of Construction Engineering, Ecole de Technologie Supérieure, 1100 Notre-Dame Ouest, Montréal (Québec) Canada, H3C 1K3, 1-514-396-7477, email: Claudiane.ouellet-plamondon@etsmtl.ca

1
2
3
4 **Graphical Abstract**
5
6
7



25
26
27 **Highlights**
28

- 29
30
31
32
33
34
- Self-compacting clay concrete using a superplasticizer and CSA cement
 - Optimization of the strength with low cement and water content
 - Improved stabilized soil

35
36
37 **Keywords**
38

39 Self-compacting clay concrete, sustainability, construction, earth
40
41
42
43
44
45
46
47
48
49
50
51
52
53
54
55
56
57
58
59
60
61
62
63
64
65

1. Introduction

Traces of earthen architecture date from up to 10,000 years ago, and this practice is still used in most climates and societies (Pacheco-Torgal et al., 2012). With no transport needs and with infinite recycling possibilities, earth is one of the building materials with the lowest environmental effects (Sameh, S.H., 2014). The forecasted demand increase for cement in emerging countries creates the need to identify alternative building materials because of the effects of cement production on global warming and the limitation of the resource. Rammed earth is a sustainable natural building material with a good thermal conductivity and thermal mass (Hall and Allinson, 2009). Earth plasters offer hygrothermal comfort and a warmer tactile sensation than cement (Melià et al., 2014). However, a wider use in construction is often hindered by the cost and time requirements of conventional earth construction techniques.

Self-compacting concrete was a major breakthrough in the 1980s because this material enables prefabricated elements. Self-compacting concrete is place-able under its own weight (de Larrard, 1999). Additionally, self-compacting concrete contains more water, superplasticizer, powder and less and finer gravel than conventional vibrated concrete (Hüsken and Brouwers, 2008).

Recent cement and concrete new technologies and developments in the ceramic industry can be transferred to earthen construction to create a Self-Compacted Clay Concrete (SCCC). The questions that need to be addressed for a reliable production of a self-compacting clay concrete can be separated into two main aspects: the deflocculation of clays to allow the flow of the grain assemblage (stage 1) and the setting of the material (stage 2).

Superplasticizers ensure the fluidity and workability of the concrete. These chemicals are polymeric dispersants that act as “chemical spices” by changing the interfacing properties in

1 the system, reducing the yield stress during constant solid content or increasing the solid
2 content for a constant yield stress (Flatt et al., 2012). Polycarboxylate ethers (PCEs) polymers
3
4 are the most recently developed superplasticizer; PCEs have mainly carboxylic groups and
5
6 non-ionic side chains of polyethers covalently attached to a polymeric anionic backbone (Flatt
7
8 and Schober, 2012).
9

10
11 Earth material can be seen as a grain assemblage identical to concrete. Therefore,, the
12
13 mechanical and rheological considerations for concrete are likely transferable. Clay is an
14
15 inorganic charged particle; the surface interaction of clay can change in the presence of
16
17 organic plasticizers, similar to cement particles. Therefore, a flowable paste is possible when
18
19 an optimal interaction between clay and plasticizer is found. Furthermore, alternative
20
21 cementitious binders can be used instead of cement to reduce the environmental effects and
22
23 overcome the difficulties of high pH and high calcium content of OPC when introduced in a
24
25 clay-based matrix. CSA is a promising low-CO₂ alternative to Portland cement because of its
26
27 lower clinkering temperature (Gartner, 2004; Juenger et al., 2011). CSA reacts faster with
28
29 more water than OPC, and hydration heat evolution occurs between 1 and 24 h, which
30
31 indicates a fast setting.
32
33

34
35 The aim is then to provide a proof of concept for a self-compacting clay concrete by
36
37 investigating the mechanical properties from the fresh liquid state to the hardened solid state.
38
39 The objectives for the SCCC are 1) a good workability at the fresh state with low water
40
41 content; 2) the ability to remove the formwork within 24 h; 3) a compressive strength suitable
42
43 for wall elements and 4) toward a reduction in the carbon footprint using a minimal amount of
44
45 cement. From this study, we can define the boundary conditions for the design of self-
46
47 compacting clay concrete
48
49
50
51
52
53
54
55
56
57
58
59
60
61
62
63
64
65

1
2
3 **2. Materials and methods**

4
5 **2.1. Materials**

6
7
8 A commercially available earth for plastering (ProCrea) containing 55% fine particles (< 120
9 μm ; including clays and silt) and 45% sand was used in this study. The particle size was
10 measured by wet sieving the finer fraction and monitoring the size with a laser particle
11 analysis (Fig. 1). The high range water reducing agent (HRWRA) was a modified
12 polycarboxylate ethers (PCE) type Viscocrete 3082 (Sika[®]). To estimate the effect of the
13 HRWRA on earth material deflocculation, various amounts of PCE were added to the mix
14 (0.5%, 1% and 2% by mass of the fines in the earth). Calcium sulfoaluminate cement (CSA),
15 an alternative cementitious binder from Buzzi Unicem[®], was used because of its lower
16 environmental effects compared to Portland cement. CSA was dosed at 2.5% or 5% of the
17 earth content.
18
19
20
21
22
23
24
25
26
27
28
29
30
31

32
33 The mixing procedure for the self-compacting clay concrete was the following: the dried earth
34 plaster and the cement were first homogenized with an ultra-turrax mixer for 30 seconds, the
35 superplasticizer was added to the water, and the liquid phase was added immediately to the
36 dried phase. The mixture was then mixed as a mortar for two minutes with the ultra-turrax
37 mixer, manually for one minute and mechanically again for two minutes or until the materials
38 reach a homogenized consistency.
39
40
41
42
43
44
45
46
47
48
49
50
51
52
53
54
55
56
57
58
59
60
61
62
63
64
65

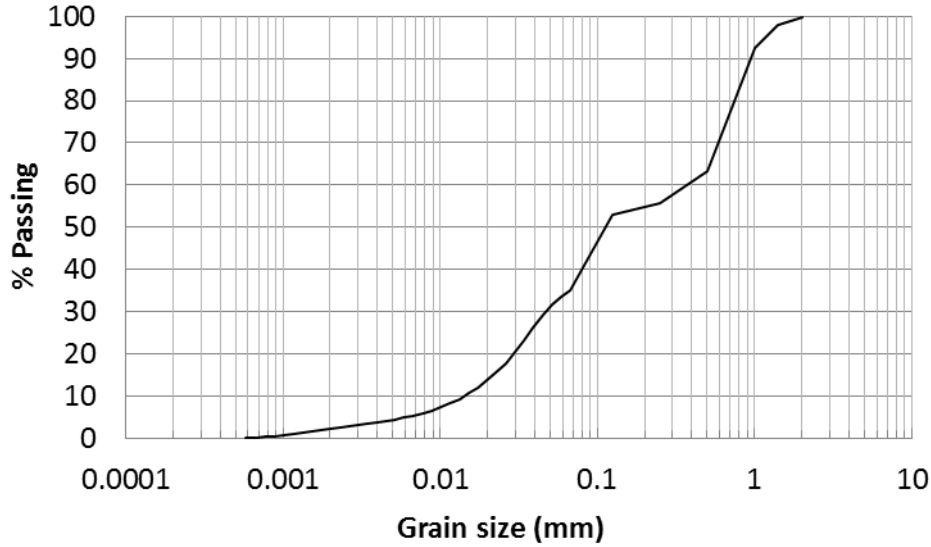


Fig. 1: Particle size distribution of the plastering earth

2.2. Fresh concrete properties

The rheological properties of the fresh earth concrete was measure with a slump test, which is a rapid measurement of the yield stress and is a common measure of the workability of fresh concrete (Roussel and Coussot, 2005). In this practical test, the flow of homogeneous materials varies according to two regimes that depend on the ratio between the radius and the height. In the fresh state, the self-compacting clay concrete can be considered as a continuous material. The slump tests were performed with 12 cm high cylinders on a wet glass surface. In the regime in which the stress variations are significantly more important in the vertical direction than in the radial direction, the yield stress τ_c is calculated from the slump:

$$\tau_c = \frac{\rho g(H-z_c)}{\sqrt{3}} \quad \text{Eq 1}$$

where H is the height of the test cylinder, z_c is the critical height at which the flow stops, ρ is the density of the materials and g is gravity. In the “spread regime”, the radial component of the flow velocity is larger than the vertical component. The yield stress is calculated from the measured spreading distance (R):

$$\tau_c = \frac{225\rho g \Omega^2}{128\pi^2 R^5} \quad \text{Eq 2}$$

where ρ is the density, g is the specific gravity, and Ω is the volume of the test cylinder.

To evaluate the efficiency of admixtures, the water to binder ratio was maintained constant to compare the earth with the cement mixes. The water to binder ratio was later reduced in the cement mixes once the optimal amount of cement was determined.

2.4 Setting properties

The hardening and setting of cementitious materials is usually determined with empirical tests (Lootens et al., 2009). The setting of the SCCC was measured with a penetrometer, which is a device that drives a needle at a given speed and measures the force required to continue over time. A recently patented penetrometer was connected to a triaxial table and controlled by a Python code (Lloret et al.). The penetrometer measured the setting over time of a larger specimen of cementitious material by sampling at different locations. The specimens of self-compacting clay concrete were 15 cm x 18 cm x 2.5 cm. To obtain the compressive strength, the force recorded was divided by the area of the needle in contact with the earth:

$$\sigma = \frac{F}{\pi r^2 + 2\pi r h} \quad \text{Eq 3}$$

where F is the force recorded by the penetrometer, r is the diameter of the needle (9.6 mm) and h is the height of the needle. Although the needle was 5 mm thick, only 1 mm was assumed to contribute to the compressive strength.

2.5 Compressive strength

The mechanical strength was tested according to DIN EN 196-1 programmed in the testing device Walter + Bai 502/4000/100. The specimens were prepared with the standard dimensions 40 x 40 x 160 mm in an oiled hakorit formwork. Tests were performed after 1, 7, 28, and 90 days. A minimum of five replicates were used to determine the compressive strength, (often 6 replicates up to 12 replicates when indicated).

2.6 Thermogravimetric analysis

The 6 month aged samples were sieved to 100 μm and left overnight in a vacuum oven at 30 $^{\circ}\text{C}$ and 50 mbar to remove the water physically bound in the sample. The TGA procedure was performed in air: 100 mg of sample was heated at 10 $^{\circ}\text{C}$ per min until 1000 $^{\circ}\text{C}$. The employed device was the TGA/SDTA851 from Mettler Toledo.

3. Results and discussion

3.1. Step 1: Fresh self-compacting clay concrete

The first step was to determine the conditions required to develop liquid earth with a high workability. The desirable yield stress for the self-compacting clay concrete is in the range of 200-500 Pa (de Larrard, 1999). Lower yield stresses are required because the large aggregates are required to produce a concrete. The use of PCE with earth reduces the yield stress but is less efficient than when CSA is introduced into the mix. In total, 5% CSA decreases the yield stress in presence of PCE (Fig. 2). The optimal rheology was reached with 1% PCE superplasticizer. At this SP content, no difference was noted between 2.5% and 5.0% CSA. The DVLO theory explains the effect of Ca^{2+} in solution that allows adhesion between negative charged surfaces (Yang et al., 1997). An increase in the PCE amount decreases the yield stress of earth material because of the adsorption of the polymer (negatively charged) at the surface of clay particles. This process involves an electrostatic repulsion and provides steric hindrance that prevents close contact between particles, reducing the magnitude of the attractive forces (Flatt, 2004). From the slump tests alone, a lower amount of CSA still produces a paste fluid. This experiment showed PCE from the cement industry can be used to deflocculate clay particles. The PCE decreases the yield stress as soon as a small amount of cement is present, producing an earth concrete that can be poured into a formwork.

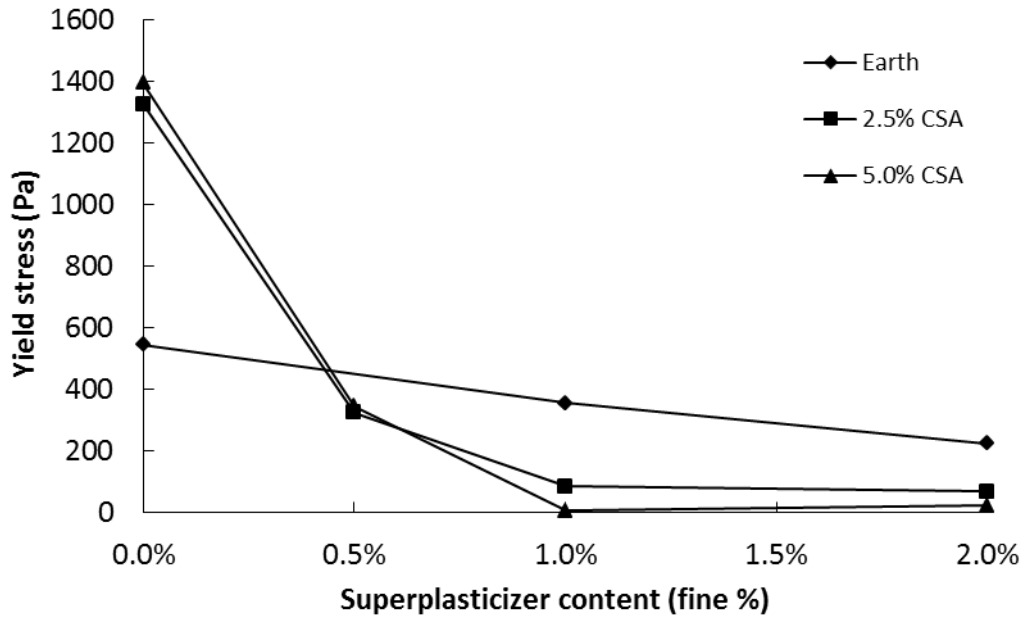


Fig. 2: Yield stress of the SCCC with a superplasticizer and the cement content at a constant water to solid ratio

Increasing the water content allows for an increase in the initial workability, but will induce a larger shrinkage in the hardened state. Therefore, working with a clay mixture that has the lowest water content in the fresh state is required (but still flows), and this water must be removed once the material is placed in the formwork to be able to withdraw the formwork at an early age. With 5% cement, the amount of water can also be reduced from a water/binder ratio of 0.37 to 0.25 (Fig. 3). Because the mixture already contained sand, the yield stress would be suitable for the later addition of aggregates.

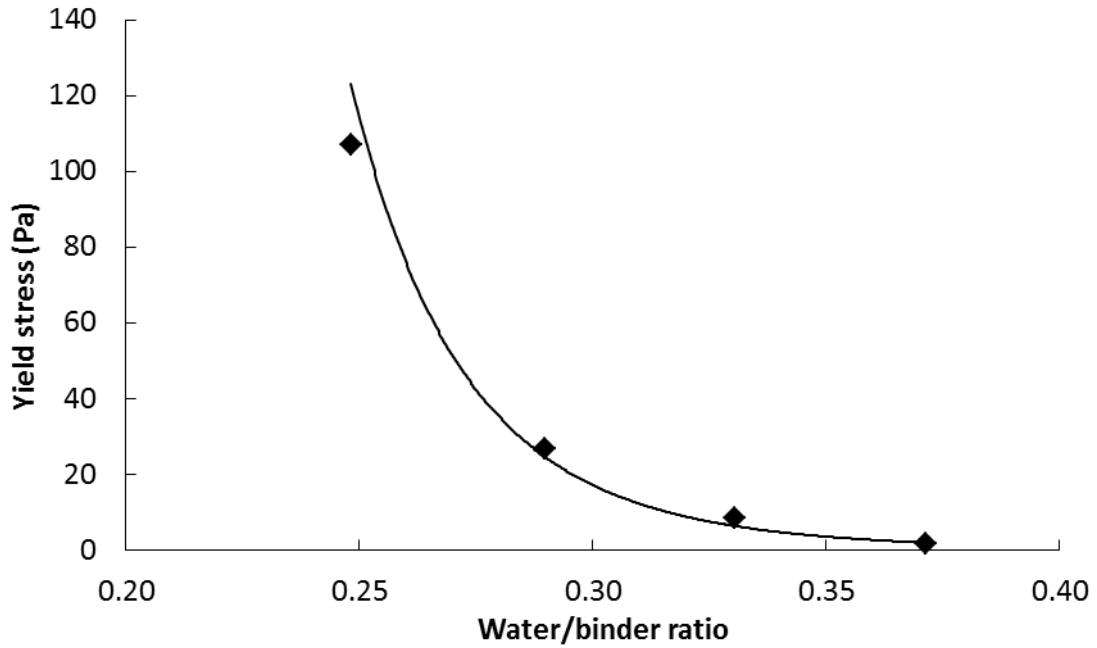


Fig. 3: Reduction of the yield stress with the water/binder ratio (1% SP and 5% CSA)

3.2. Step 2: Setting

The hydraulic reaction of cement transforms the liquid water into a solid. This strategy, studied by penetrometer measurements, followed the early stage of the setting of the various tested materials: earth mixture with and without CSA (Fig. 4). The choice of the CSA cement, in addition to its lower environmental effects, was justified by the fact that the reaction products from CSA consume more water molecules than the one involved in OPC (10 to 30 vs 5 to 8). It was therefore proposed that the cement chemically binds the water during setting, allowing the earth to flow in the fresh state. During the hydration of CSA, ettringite is formed in the accelerated phase and acts as a “sponge” by pumping water (Winnefeld and Lothenbach, 2010), resulting in an increase in early compressive strength. This aspect is further discussed in section 4.1 and 4.2. In Fig. 4, the earth, without the addition of CSA, displays no change in compressive strength during the first day. Furthermore, a material must display a minimum compressive strength of 1 MPa at 24 h to be able to remove the formwork. This result shows that the formwork could not be removed from the clay-based concrete if only PCE was used. By adding 5% of CSA in the earth mixture, a compressive strength of 1

MPa is achieved in the first few hours (~6h), and the formwork can be removed. At lower contents (2.5% of CSA), the identical phenomenon occurs with a reduced amplitude. A maximum potential is reached after 10 hours at 0.2 MPa, but to the framework cannot be removed. These final strengths can be higher when the initial water content is reduced, and this figure displayed the development of the liquid earth.

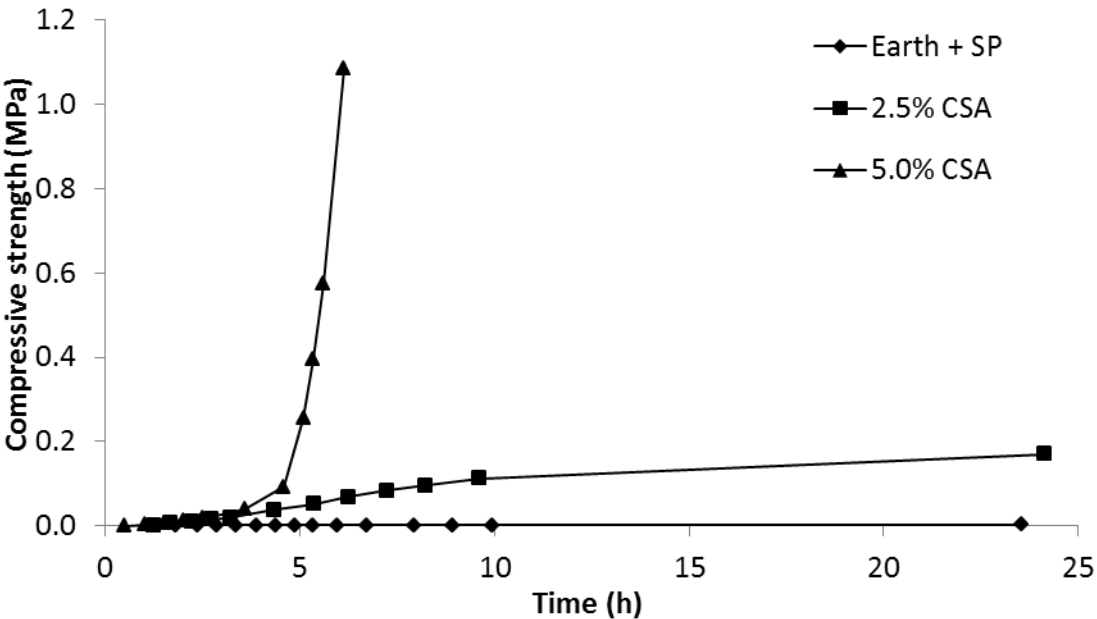


Fig. 4: Early development of the compressive strength (water/binder ratio: 0.37)

3.3. The hardened solid state

The prepared SCCC has a final compressive strength of 2 to 8 MPa depending on the initial water to binder ratio (w/b) (Fig. 5). The compressive strength of the earth alone and the earth with 5% CSA at the water content is comparable (w/b 0.37). Therefore, the cement did not develop mechanical strength. On the first day, the concrete hastened the development of strength. The CSA was more used to chemically remove water from the mix. Once the formwork was removed, the clay-based material could dry, increasing the mechanical performance. The compressive strength of the earth concrete increases with decreasing water content in the paste. Using the superplasticizer and cement developed a fluid behavior in the fresh state at a reduced water content, further increasing the compressive strength. The

1 compressive strength required 28 days to develop and stabilize at the initial w/b of 0.29 –
2 0.37. At an initial w/b of 0.25, the strength continued to develop to 8 MPa after 90 days in the
3
4 12 replicates. Optimizing the cure would further reduce the variability. The higher mechanical
5 performance was attributed to the reduction in the water content. Our experimental results for
6
7 the flexural strength correlated well with the compressive strength (r^2 : 0.92-0.96), and the
8
9 flexural strength at 90 days corresponded to 27% of the compressive strength, as an average
10
11 of the four series.
12
13
14
15

16
17 The compressive strength of earth material varies with the dry density and the clay content in
18
19 the compressed earth block (Morel et al., 2007). By reducing the water to binder ratio, the
20
21 porosity and permeability of the material decrease, producing a higher compressive strength.
22
23 Reducing the capillary pores is essential for the mechanical characteristics and durability of
24
25 the hardened concrete (Hüsken and Brouwers, 2008). We show that the identical results can
26
27 be achieved with a material poured in a formwork rather than compacted. This result is
28
29 expected because the physic of the grains is identical to those that have been successfully
30
31 applied in concrete (de Larrard, 1999). We do not expect to have a much higher strength even
32
33 when the mix design is optimized (reduced water content, better granular optimization and
34
35 density packing). The target strength is therefore 5 to 10 MPa for the SCCC.
36
37
38
39
40

41
42 The mechanical strength of the SCCC is comparable with a stabilized soil or stabilized
43
44 rammed earth. The initial w/b is set at 0.37-0.33, displaying a comparable compressive
45
46 strength of 3 MPa after 28 days for soil stabilized with 5% CEM 1 cement (Bahar et al.,
47
48 2004). In that article, the compressive strength reached a plateau of 6 MPa even when using
49
50 20% cement. In another study of rammed earth stabilized with cement, 10% cement was
51
52 required to reach 3 MPa (Jayasinghe and Kamaladasa, 2007). With our approach, we were
53
54 able to increase the strength further by reducing the water in the sample, whereas maintaining
55
56 the amount of cement at 5% earth (only 4.2% of the total mass) by a technology transfer from
57
58 the self-compacting concrete technology.
59
60
61
62
63
64
65

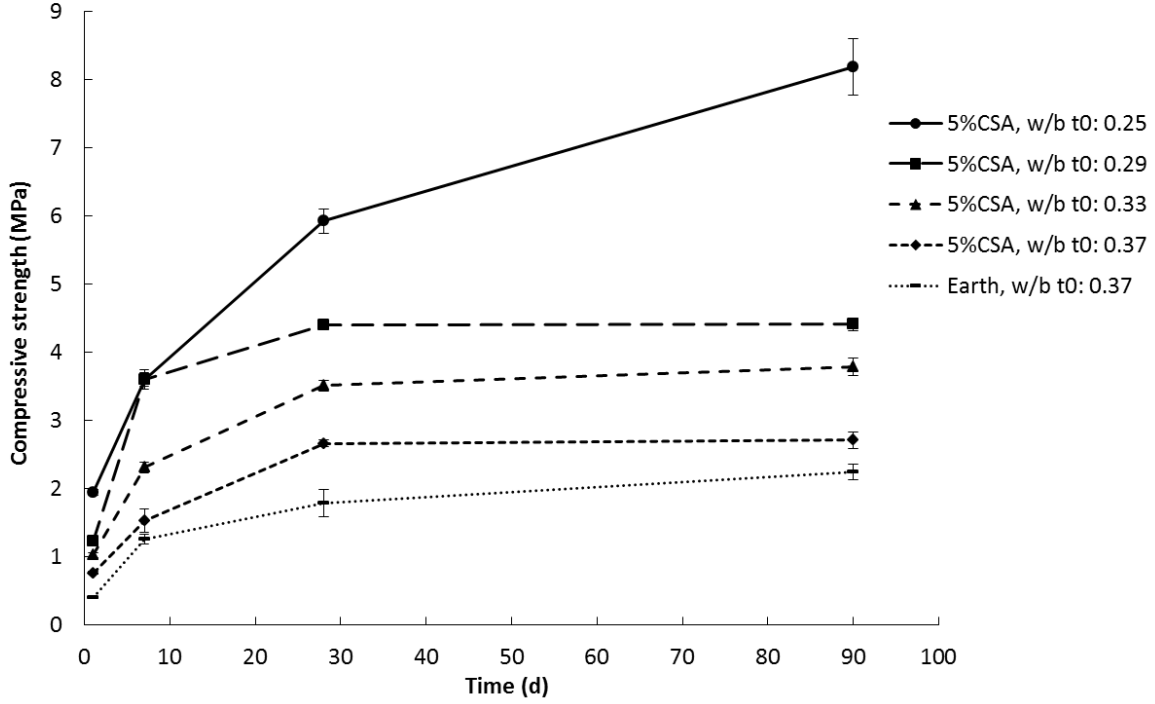


Fig. 5: Compressive strength development with time (samples with CSA contained superplasticizer)

4. Discussion

4.1 Mechanism for the development of mechanical resistance

The mechanisms for the development of the mechanical strength are the hydration of the cement and the evaporation of free water in the mortar. The water content in the specimen can be calculated with the following three equations:

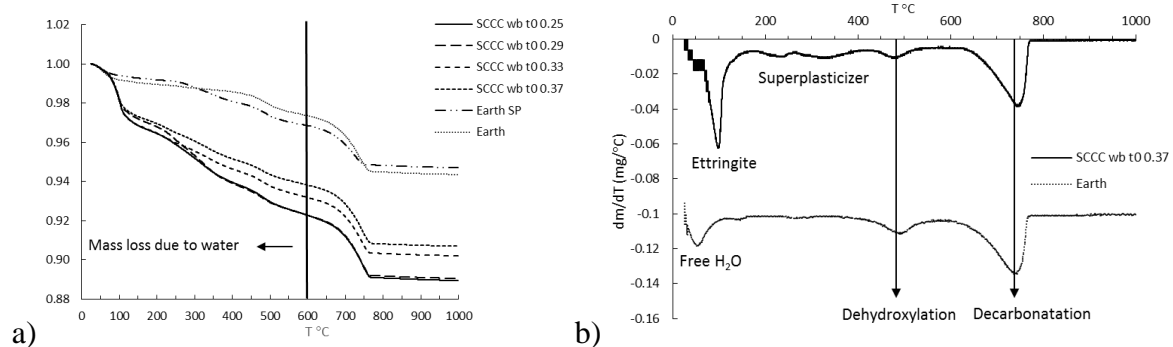
$$Water\ content = \frac{W_{sample}}{M_{test}} \quad Eq\ 4$$

$$W_{sample} = W_{in} - W_{evaporated} \quad Eq\ 5$$

$$W_{evaporated} = M_{initial} - M_{test} \quad Eq\ 6$$

where W_{sample} is the water remaining in the sample, W_{in} is the water initially in the sample, $W_{evaporated}$ is the water evaporated during the curing/drying of the sample between the casting time and the testing time, $M_{initial}$ is the calculated initial mass of the mortar, and M_{test} is the

1 mass of the sample on the day of the test. The water content includes the water that is
 2 physically and chemically bound. A thermogravimetric analysis (TGA) determined the water
 3 that is chemically bound in the samples (Fig. 6). TGA differentiated the samples with CSA
 4 from those with earth only or earth and SP. In total, 0.6% of the water was physically bound
 5 to the sample, unable to be removed with the normal humidity. Because the samples were
 6 previously conditioned in vacuum conditions (50 mbar and 30 °C) to remove the water, the
 7 mineralogy was less affected and this water was assumed to be adsorbed when moving the
 8 sample from the oven to the TGA. In earth alone, an additional 2.0% of water was chemically
 9 bound in the -OH groups of the clay structure. The mass loss because of the superplasticizer
 10 represented 0.5%. With the CSA, an additional 3.0% to 4.6% of water was chemically bound
 11 to the fine particles. The amount of water chemically bound to the CSA is 0.4 gram/ g CSA.
 12 With 5% CSA, approximately 1.7% of the water would be bound to the CSA, notably in the
 13 ettringite formation (visible in the TGA by the mass loss between 50 and 120 °C) in the early
 14 days and in monosulfate and stratlingite formations later in the process (Winnefeld and
 15 Lothenbach, 2010). The remaining amount results from the additional chemical water binding
 16 mechanisms in the matrix linked with the presence of the CSA.



40
 41
 42
 43
 44
 45
 46
 47
 48
 49
 50
 51
 52
 53
 54
 55
 56
 Fig. 6. a) Mass variation as determined by a thermo-gravimetric analysis, b) derivative mass change

57
 58
 59
 60
 61
 62
 63
 64
 65
 The mechanical strength correlated well with the interstitial water content, which was calculated as the following:

$$\text{Pore water} = \text{Water content} - \text{fines content} \times W_{TGA} \quad \text{Eq 7}$$

where W_{TGA} is the mass loss between 25°C and 600°C measured for the fines of the sample with CSA minus the mass loss of the earth and superplasticizer. The fines content was taken as 55% (from the initial earth mix). The interstitial water in the sample increased with the value of the compressive strength more than the age of the sample (Fig. 7). For example, samples with higher initial water content had the identical strength at 28 days as samples with lower water content after 7 days. Thus, the strength depended on the interstitial pore water in the sample. The only point that does not correlate well is the mortar at 8 MPa because of the additional strength of the CSA.

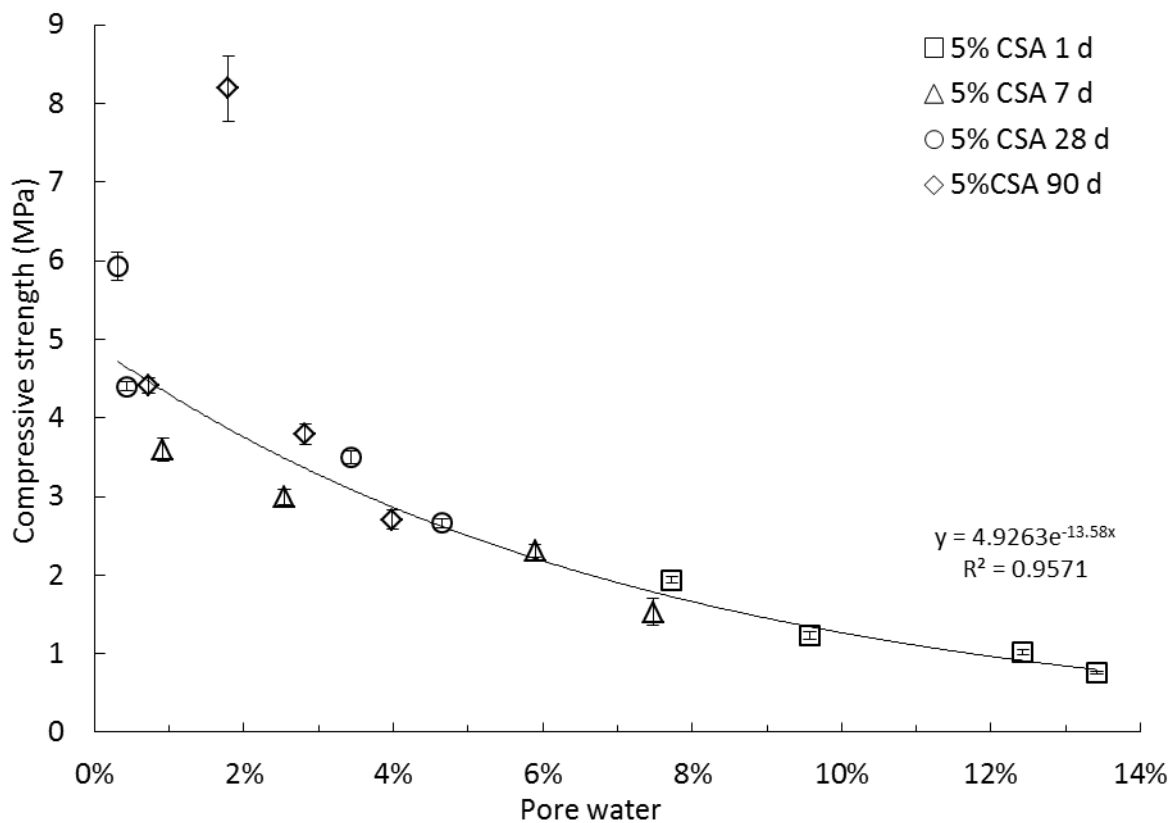


Fig. 7: Variation of the compressive strength with the free water in the sample (the sample contained superplasticizer and CSA)

4.2 Relative contribution of the different components to the mechanical strength

1 The self-compacting clay concrete is an improvement compared to soil stabilized with cement
2 because the identical mechanical performance is achieved with almost half of the cement. The
3
4 mechanical performance is comparable for the SCCC with the initial w/b of 0.25 with the
5
6 compacted cement stabilized soil with 10% cement with an assumed w/b of 0.4 (8.2 MPa and
7
8 7.6 MPa, respectively). The overall superplasticizer content in the SCCC was 0.5% of the
9
10 total initial mass (1% of fines), reducing the dry cement content by 2.7%. The proportion was
11
12 rebalanced by increasing the initial water content by 0.6% and the earth content by 1.7% in
13
14 the SCCC when compared to the stabilized soil. The two are compared in Fig. 8 based on the
15
16 component responsible for the compressive strength (top) and on a mass basis (below). The
17
18 relative contribution of the SCCC was determined by comparing the strength of the different
19
20 mortars, i.e. 1) liquid earth; 2) liquid earth with superplasticizer; 3) liquid earth with
21
22 superplasticizer and CSA; and 4) liquid earth with reduced water, superplasticizer and CSA.
23
24 For the compacted stabilized soil, the strength of the compacted soil was compacted to the
25
26 strength of the cement stabilized soil, following reported experimental results (Bahar et al.,
27
28 2004). A slight change in the composition allowed the reduction of the cement content and the
29
30 diversification of the materials contributing to the strength. Adding more water in the earth
31
32 mix provided additional bonding forces at the particle contact interface. From geotechnical
33
34 engineering, capillary potential dominates granular soil around the sand particles, whereas the
35
36 adsorption potential is more significant in clayey soils at low water content. A gradual
37
38 transition is noted between the capillary and adsorption potential as the distance between the
39
40 solid particles surface reduces (Gens, 2010). From the TGA, the capillary and adsorption
41
42 potential were lightly cemented to chemically capture the water over time in the presence of
43
44 CSA. From a strength perspective, the use of superplasticizers also increased the strength of
45
46 the liquid earth by nearly 2%. The CSA itself provided approximately 8.6% of the strength,
47
48 and once the water was reduced with the use of superplasticizer, the packing, density, and
49
50 compressive strength increased.
51
52
53
54
55
56
57
58
59
60
61
62
63
64
65

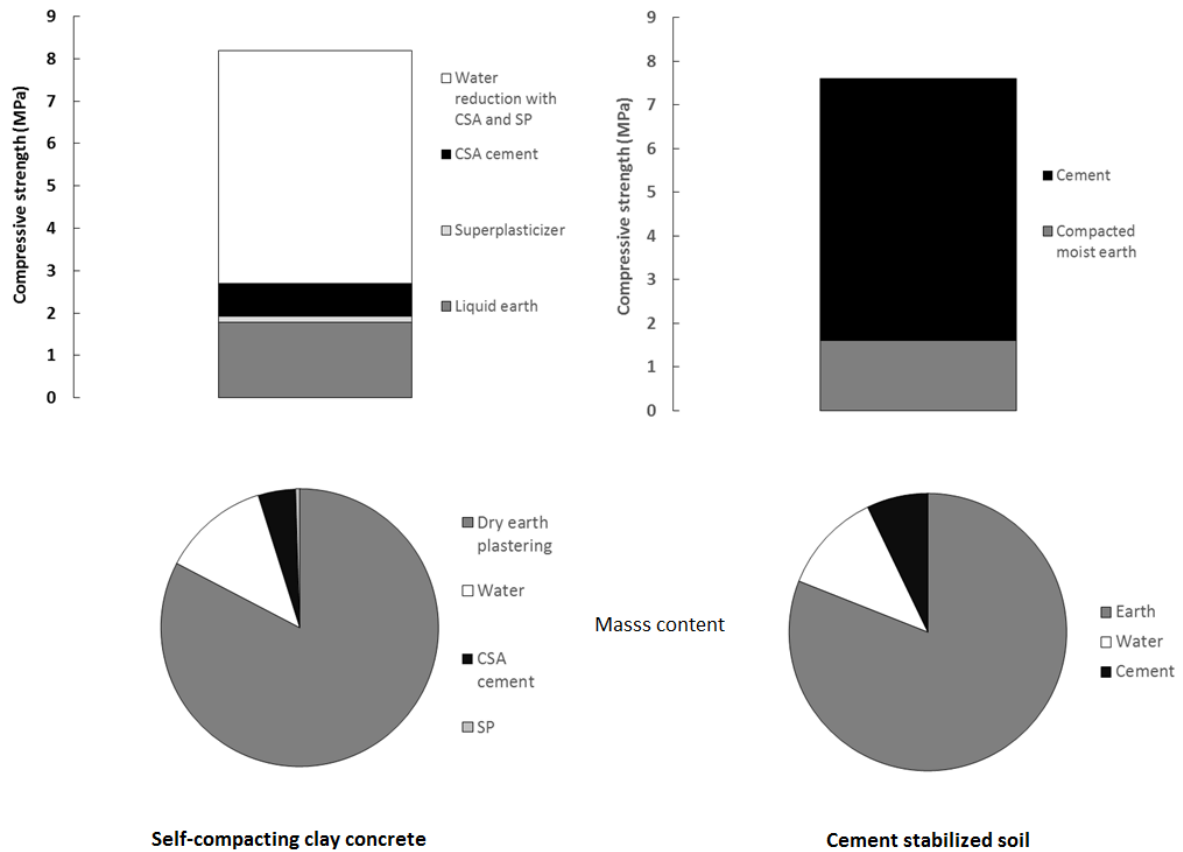


Fig. 8: Comparison between self-compacting clay concrete and cement stabilized soil on a compressive strength (top) and mass (below) basis

4.3 Environmental effects

The material developed in this study had a strength similar to concrete blocks and similar potential applications in terms of construction cost for two story buildings. However, this new material had a lower strength than conventional concrete and can therefore not be compared to conventional concrete. Data on the efficient production process for concrete block technologies show that the CO₂ emissions related to the production is approximately 15 kg CO₂ eq. per m² of wall (Base INIES, 2013). For the future SCCC developed with the studied technology, we will add coarse aggregates to the mortar to produce 50% paste and 50% aggregates. The mix design and the relative carbon footprint are shown in table 1 for SCCC and concrete block. Data for the environmental effects of components were taken from Ecoinvent v2.

Table 1: Mass and CO₂ emissions associated with the production of a 1 m² wall with concrete block technology and SCCC

	Functional Unit = 1 m ² wall			
	Concrete block technology		Self-Compacting Clay Concrete	
	Mass	Impact	Mass	Impact
	kg	kg CO ₂ eq.	kg	kg CO ₂ eq.
Cement	20.8	14.6	14	9.8
Chemical admixture	0.4	0.3	5.4	4.1
Earth mortar			350	1.1
Aggregate (sand & gravel)	196.6	0.6	200	0.6
Water	10.8	0.0	65	0.0
		15.5		15.6

Both products have similar environmental effects. Knowing that concrete blocks are among the products with the lowest environmental effects per square meter and that the concrete block presented in Table 1 was produced with an energy efficient process, the SCCC proposed in this study is therefore a promising solution. The majority of concrete blocks produced in developing countries have a higher cement content. In a comparative study of the earth and conventional industrial plasters, the earth plaster outperformed the industrial plasters for all indicators: the cumulative energy demand, global warming potential and ecological footprint (Melià et al., 2014).

Furthermore, among the main contributions to the environmental effects, cement is not the only one (compared to typical concrete block or concrete). In our product, because of the small amount of cement used, the superplasticizer becomes also a significant contributor. By contrast with all cement based product, the SCCC developed here would have an improved environmental footprint when a more environmentally friendly plasticizer is used.

4.4 Boundaries conditions for the self-compacting clay concrete

1 From this study, the boundary conditions for the production of the self-compacting clay
2 concrete (SCCC) can be defined. The particle size is an initial requirement of the SCCC.
3
4 From the self-compacting concrete, a higher quantity of fine materials is required in addition
5
6 to superplasticizers to ensure that the paste is viscous enough to overcome segregation.
7
8 Otherwise, a viscosity agent is required to play the role of the fine particles (de Larrard,
9
10 1999). A larger number of grain-to-grain contacts in the finer range is desirable to increase the
11
12 cohesion in the materials (Hüsken and Brouwers, 2008).
13
14
15

16
17 To achieve the required workability, the amount of water must be dosed. The initial slump test
18
19 shows the amount of water needed to initiate the self-compaction behavior. The second
20
21 quantity to optimize is the superplasticizer content required to render the earth liquid. Slump
22
23 tests were sufficient to screen these effects because we used Roussel's equation to convert the
24
25 spread into a yield stress (Roussel and Coussot, 2005). Between 1% and 2% of
26
27 superplasticizer were required to lower the yield stress (Fig. 2), which can be transposed in
28
29 the boundaries conditions in Fig. 9. The presence of a superplasticizer does not affect the
30
31 dosage of aggregates (de Larrard, 1999). The amount of water was then optimized when the
32
33 cement and SP were in the mixture. The lower water content at the fresh state is desirable in
34
35 any concrete to reduce cost (de Larrard, 1999). Thus the water/binder ratio was then reduced
36
37 from 0.37 to 0.25. The paste was still fluid enough to later add coarser aggregates. The last
38
39 important criterion was the minimal amount of cement required to remove the formwork
40
41 easily. The setting test showed that 5% CSA cement was needed for a faster setting. Thus the
42
43 paste for the SCCC contains a w/b of 0.37-0.25, superplasticizer between 1-2% fines and
44
45 between 2.5 and 5% cement.
46
47
48
49
50
51
52
53
54
55
56
57
58
59
60
61
62
63
64
65

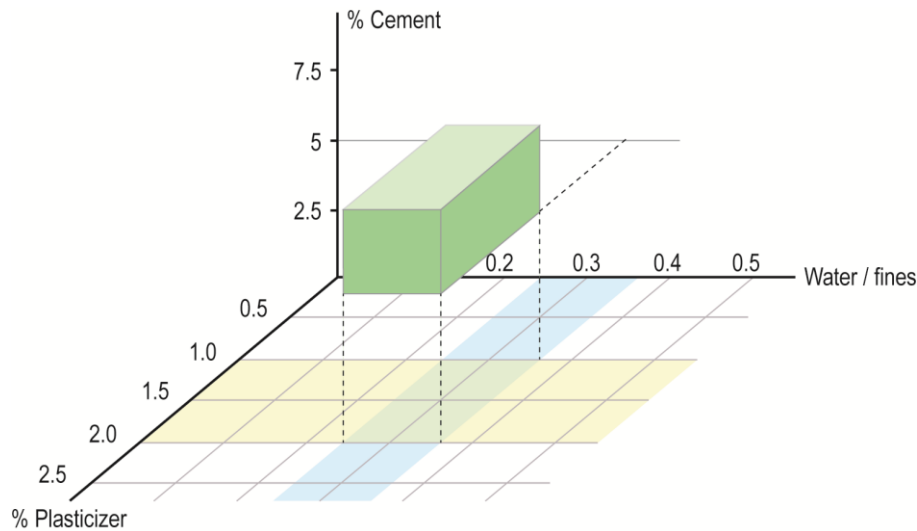


Fig. 9: Boundary conditions for the water, superplasticizer and cement content for the self-compacting clay concrete

4.5 Perspective on the development of new materials

The use of superplasticizer with enhanced clay tolerance will become important, notably when working with natural earth mixes that can contain more smectite. PCEs superplasticizers are known to intercalate the clay structure easily by the PEO side chains (Lei and Plank, 2012; Ouellet-Plamondon et al., 2014). Novel PCEs with hydroxyl alkyl lateral chains enhanced the dispersion in cement in the presence of montmorillonite clay (Lei and Plank, 2012); thus, a lower amount of superplasticizer can be used to lower the yield stress in the fresh state, thereby improving the environmental balance. Additional studies on the links between the type of superplasticizer, water evaporation, cement type and mechanical strength development are required to further optimize the conditions for the SCCC.

The use of clay as nanofillers is gaining interest to achieve performance criteria (Nehdi, 2014). For example, non-modified nano-kaolinite and nano-smectite enhanced the formation of C-S-H by providing nucleation surfaces in Portland cement paste (Lindgreen et al., 2008). Ultrafine silicates allow the engineering of the porosity and the specific surface area of the dried cement paste. The use of clays was also promoted in self-compacting concrete to reduce the formwork lateral pressure, increasing because of the high fluidity and placement rate (Kim

1 et al., 2010). SEM images of our samples of SCCC also showed that the porosity of the
2 materials can be decreased further by studying the granular packing.
3

4 We desire materials that are suitable for rapid production by simple modification of the
5 technology used in the concrete construction industry. From the mechanical strength criterion,
6 producing compressed earth bricks and earthen panels is possible. In Fig. 7, the SCCC at an
7 initial w/b of 0.25 adsorbs water with time; therefore, building should be able to store the
8 additional moisture. Additional studies are required to determine whether the moisture could
9 be released in drier conditions. For wall elements, a part of the cement content can be
10 replaced with plaster to remove the water; our trials showed that the mechanical strength is
11 better at a lower w/b because plaster requires less water to hydrate. Further trials would be
12 also possible with limestone, and a lower w/b is advisable. To improve the mechanical
13 resistance more in the range of the SCC, optimizing the packing density would be the next
14 step; the packing density is the ratio of the solid volume to the total volume of the container
15 (de Larrard and Sedran, 2002). Further optimization of the cohesion strength in clays is
16 possible.
17

18 The transfer of technologies not only from cement and concrete technologies but also from
19 vernacular earthen construction could be a promising option. Many innovative and
20 environmentally friendly earthen materials have been developed through the use of
21 biopolymers in various constructive traditions. Among all these biopolymer molecules,
22 several can act as dispersing agents. This dispersion is noted for several organic acids, such as
23 humic acid, that can deflocculate montmorillonite particles (Majzik and Tombácz, 2007).
24 Select tannins, which are polyphenolic molecules, can also act as a dispersant (van Olphen,
25 1977).
26
27
28
29
30
31
32
33
34
35
36
37
38
39
40
41
42
43
44
45
46
47
48
49
50
51
52
53
54
55
56
57
58
59
60
61
62
63
64
65

5. Conclusion

1
2 The tested strategies produced a flowing material that can have the formwork removed from
3
4 after 24 hours. The PCE superplasticizer played an important role in the deflocculation of the
5
6 clays and allowing the production of SCCC: Self-Compacted Clay based Concrete. The
7
8 deflocculation role was more accentuated when the amount of calcium ions is high and the pH
9
10 is alkaline because of the CSA. The CSA cement had the capacity to remove more water per
11
12 gram of cement than Portland cement. The transfer of physics and rheology principles used in
13
14 concrete science can then be used for clay based concretes. The use of CSA instead of cement
15
16 is promising because of its capacity to remove faster water and the lower shrinkage during
17
18 drying. Additionally, we showed a rapid strength gain with a minimal effect on the final
19
20 mechanical strength.
21
22
23
24
25

26
27 Overall, this work provided initial boundaries for the doses of the water, superplasticizer and
28
29 cement to produce SCCC. The superplasticizer and cement were essential in reducing the
30
31 water content and ensuring self-compaction. CSA was required for water uptake and for the
32
33 development of the mechanical strength. Optimization of the cure would further improve the
34
35 performance of the materials.
36
37
38

39
40 The environmental assessment performed on the first prototype shows that the material has a
41
42 relatively low environmental effect and it can be compared to concrete blocks. By contrast
43
44 with concrete blocks, the environmental effects associated with cement compared to chemical
45
46 admixture is small, showing that further improvement in terms of CO₂ emissions might result
47
48 from a better use of superplasticizers. In particular, using natural plasticizers (which have
49
50 often been used in vernacular earthen construction such as tanins) would be a future
51
52 promising research option. Finally, these initial experiments on the setting of the self-
53
54 compacting clay concrete establish questions on the mechanisms involved. The removal of the
55
56
57
58
59
60
61
62
63
64
65

1 water can be further understood in terms of the chemically and physical bounding
2 phenomena, cement reaction and drying.
3
4
5
6

7 **Acknowledgements**

8
9
10 Professor Robert Flatt is kindly acknowledged for providing access to the concrete lab and
11 early discussion on the manuscript. Dr Michael Plotze is greatly thanked for granting access
12 to the clay mineralogy laboratory and discussions. Mr. Linus Mettler and Ms. Ena Lloret were
13 supportive during the tests with the digital penetrometer. Mr. Heinz Richner is thanked for
14 providing general support in the laboratory, and Dr. Marta Palacios is acknowledged for
15 furnishing discussion on the CSA and final comments on the manuscript.
16
17
18
19
20
21
22
23
24
25
26

27 **6. References**

- 28
29 Bahar, R., Benazzoug, M., Kenai, S., 2004. Performance of compacted cement-stabilised soil. *Cement and Concrete Composites* 26, 811-820.
30
31 Base INIES, 2013. Base nationale française de référence sur les impacts environnementaux et
32 sanitaires des produits, équipements et services pour l'évaluation de la performance des ouvrages, créée
33 en 2004, propriétaire – gestionnaire: Association HQE.
34
35 de Larrard, F., 1999. *Concrete mixture proportioning : a scientific approach*. Spon London.
36
37 de Larrard, F., Sedran, T., 2002. Mixture-proportioning of high-performance concrete. *Cement and*
38 *Concrete Research* 32, 1699-1704.
39
40 Flatt, R., Schober, I., 2012. Superplasticizers and the rheology of concrete, in: Roussel, N. (Ed.),
41 *Understanding the rheology of concrete*. Woodhead Publishing, Cambridge, pp. 144-208.
42
43 Flatt, R.J., 2004. Towards a prediction of superplasticized concrete rheology. *Materials and Structures*
44 37, 289-300.
45
46 Flatt, R.J., Roussel, N., Cheeseman, C.R., 2012. Concrete: An eco material that needs to be improved.
47 *Journal of the European Ceramic Society* 32, 2787-2798.
48
49 Gartner, E., 2004. Industrially interesting approaches to “low-CO₂” cements. *Cement and Concrete*
50 *Research* 34, 1489-1498.
51
52 Gens, A., 2010. Soil-environment interactions in geotechnical engineering, *Géotechnique*, pp. 3-74.
53
54 Hall, M., Allinson, D., 2009. Assessing the effects of soil grading on the moisture content-dependent
55 thermal conductivity of stabilised rammed earth materials. *Applied Thermal Engineering* 29, 740-747.
56
57 Hüsken, G., Brouwers, H.J.H., 2008. A new mix design concept for earth-moist concrete: A
58 theoretical and experimental study. *Cement and Concrete Research* 38, 1246-1259.
59
60 Jayasinghe, C., Kamaladasa, N., 2007. Compressive strength characteristics of cement stabilized
61 rammed earth walls. *Construction and Building Materials* 21, 1971-1976.
62
63 Juenger, M.C.G., Winnefeld, F., Provis, J.L., Ideker, J.H., 2011. Advances in alternative cementitious
64 binders. *Cement and Concrete Research* 41, 1232-1243.
65

- 1 Kim, J.H., Beacraft, M., Shah, S.P., 2010. Effect of mineral admixtures on formwork pressure of self-
2 consolidating concrete. *Cement and Concrete Composites* 32, 665-671.
- 3 Lei, L., Plank, J., 2012. A concept for a polycarboxylate superplasticizer possessing enhanced clay
4 tolerance. *Cement and Concrete Research* 42, 1299-1306.
- 5 Lindgreen, H., Geiker, M., Krøyer, H., Springer, N., Skibsted, J., 2008. Microstructure engineering of
6 Portland cement pastes and mortars through addition of ultrafine layer silicates. *Cement and Concrete*
7 *Composites* 30, 686-699.
- 8 Lloret, E., Shahab, A.R., Linus, M., Flatt, R.J., Gramazio, F., Kohler, M., Langenberg, S., Complex
9 concrete structures: Merging existing casting techniques with digital fabrication. *Computer-Aided*
10 *Design*.
- 11 Lootens, D., Jousset, P., Martinie, L., Roussel, N., Flatt, R.J., 2009. Yield stress during setting of
12 cement pastes from penetration tests. *Cement and Concrete Research* 39, 401-408.
- 13 Majzik, A., Tombácz, E., 2007. Interaction between humic acid and montmorillonite in the presence
14 of calcium ions II. Colloidal interactions: Charge state, dispersing and/or aggregation of particles in
15 suspension. *Organic Geochemistry* 38, 1330-1340.
- 16 Melià, P., Ruggieri, G., Sabbadini, S., Dotelli, G., 2014. Environmental impacts of natural and
17 conventional building materials: a case study on earth plasters. *Journal of Cleaner Production* 80, 179-
18 186.
- 19 Morel, J.-C., Pkla, A., Walker, P., 2007. Compressive strength testing of compressed earth blocks.
20 *Construction and Building Materials* 21, 303-309.
- 21 Nehdi, M.L., 2014. Clay in cement-based materials: Critical overview of state-of-the-art. *Construction*
22 *and Building Materials* 51, 372-382.
- 23 Ouellet-Plamondon, C.M., Stasiak, J., Al-Tabbaa, A., 2014. The effect of cationic, non-ionic and
24 amphiphilic surfactants on the intercalation of bentonite. *Colloids and Surfaces A: Physicochemical*
25 *and Engineering Aspects* 444, 330-337.
- 26 Pacheco-Torgal, F., Abdollahnejad, Z., Miraldo, S., Baklouti, S., Ding, Y., 2012. An overview on the
27 potential of geopolymers for concrete infrastructure rehabilitation. *Construction and Building*
28 *Materials* 36, 1053-1058.
- 29 Roussel, N., Coussot, P., 2005. "Fifty-cent rheometer" for yield stress measurements: From slump to
30 spreading flow. *Journal of Rheology* 49, 705-718.
- 31 Sameh, S.H., 2014. Promoting earth architecture as a sustainable construction technique in Egypt.
32 *Journal of Cleaner Production* 65, 362-373.
- 33 van Olphen, H., 1977. An introduction to clay colloid chemistry: for clay technologists, geologists,
34 and soil scientists. John Wiley and Sons, Inc., New York.
- 35 Winnefeld, F., Lothenbach, B., 2010. Hydration of calcium sulfoaluminate cements — Experimental
36 findings and thermodynamic modelling. *Cement and Concrete Research* 40, 1239-1247.
- 37 Yang, M., Neubauer, C.M., Jennings, H.M., 1997. Interparticle potential and sedimentation behavior
38 of cement suspensions: Review and results from paste. *Advanced Cement Based Materials* 5, 1-7.
- 39
40
41
42
43
44
45
46
47
48
49
50
51
52
53
54
55
56
57
58
59
60
61
62
63
64
65

24 February 2015

Claudiane Ouellet-Plamondon, Ph.D.
Professor
École de Technologie Supérieure
1100, rue Notre-Dame West
Montréal (Québec) Canada H3C 1K3

D. Huisingsh
Editor-in-Chief, Journal of Cleaner Production
University of Tennessee, Knoxville, Tennessee, USA

Object: **Self-Compacted Clay Based Concrete (SCCC): Proof-of-Concept**

Dear Professor Huisingsh,

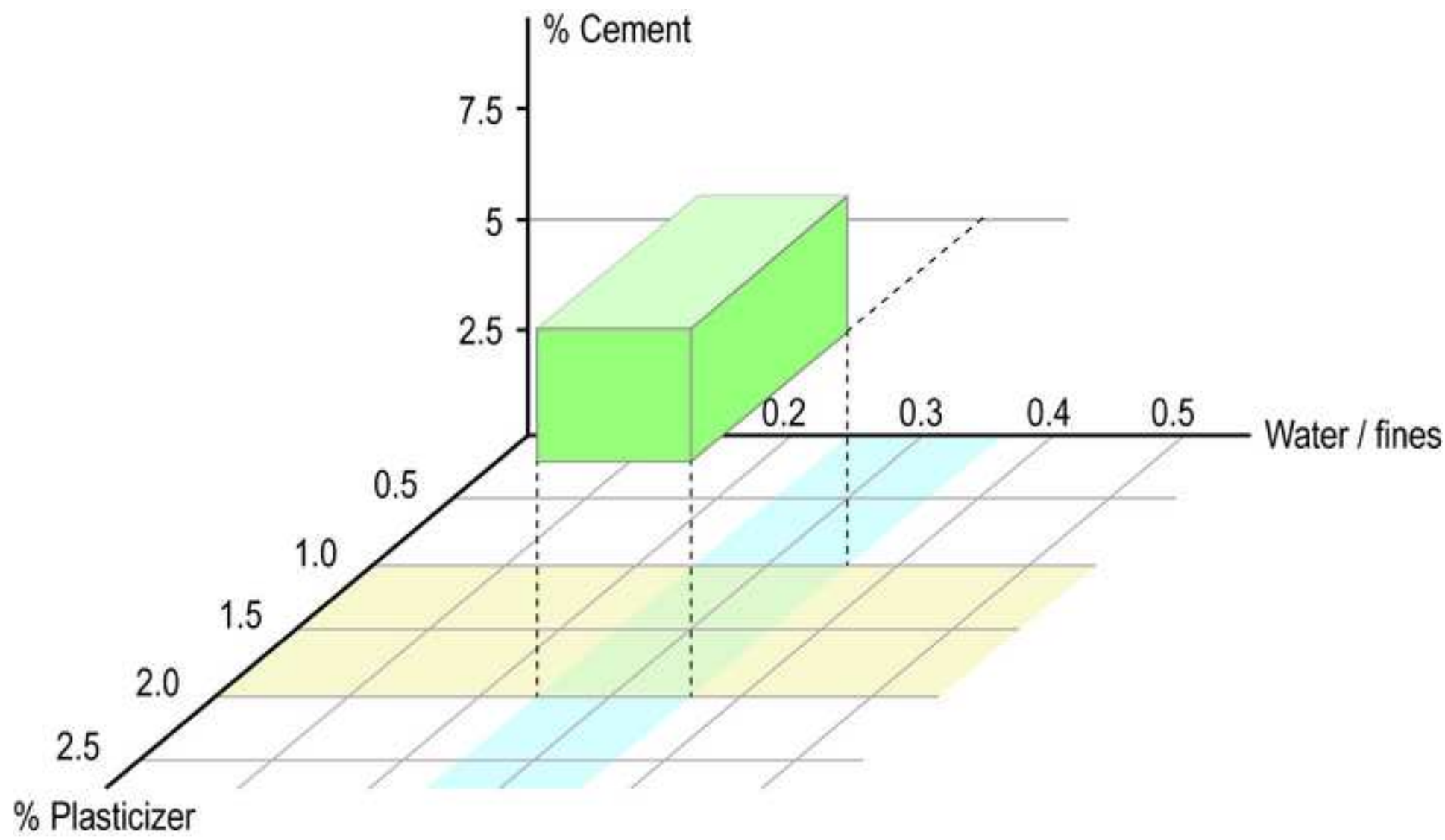
I write you to submit the article “**Self-Compacted Clay Based Concrete (SCCC): Proof-of-Concept**” to the Journal of Cleaner Production.

This research was conducted at the Chair of Sustainable Construction at the Swiss Federal Institute of Technology (ETH Zurich) when I was a postdoctoral fellow. It allowed Professor Habert to receive a grant from the Swiss National Science Foundation for a doctoral student. The proof-of-concept includes tests from the fresh state to the solid state. Cement was mixed with aggregates containing clay. SCCC has many foreseeable applications as an eco-building material, with a lower carbon footprint, in both developed and in-development countries. In fact, cement has a larger potential market in areas where conventional aggregates may not be available. This research aimed to enhance the research on earth construction to widen its applicability.

We hope that this manuscript will meet your expectations and those of the reviewers.

Yours faithfully,

Claudiane Ouellet-Plamondon



Highlights

- Self-compacting clay concrete using a superplasticizer and CSA cement
- Optimization of the strength with low cement and water content
- Improved stabilized soil

Figure

[Click here to download high resolution image](#)

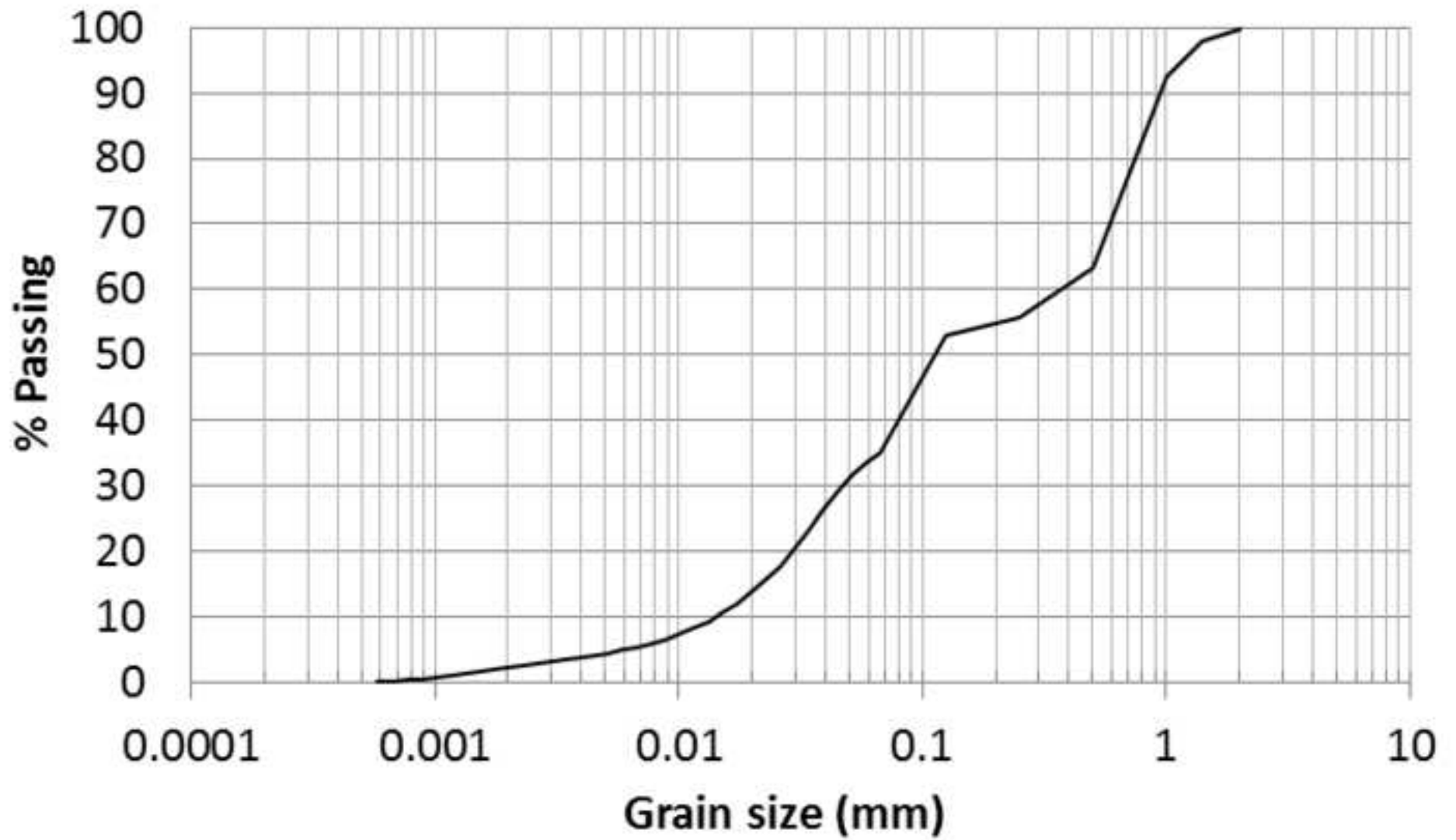


Figure
[Click here to download high resolution image](#)

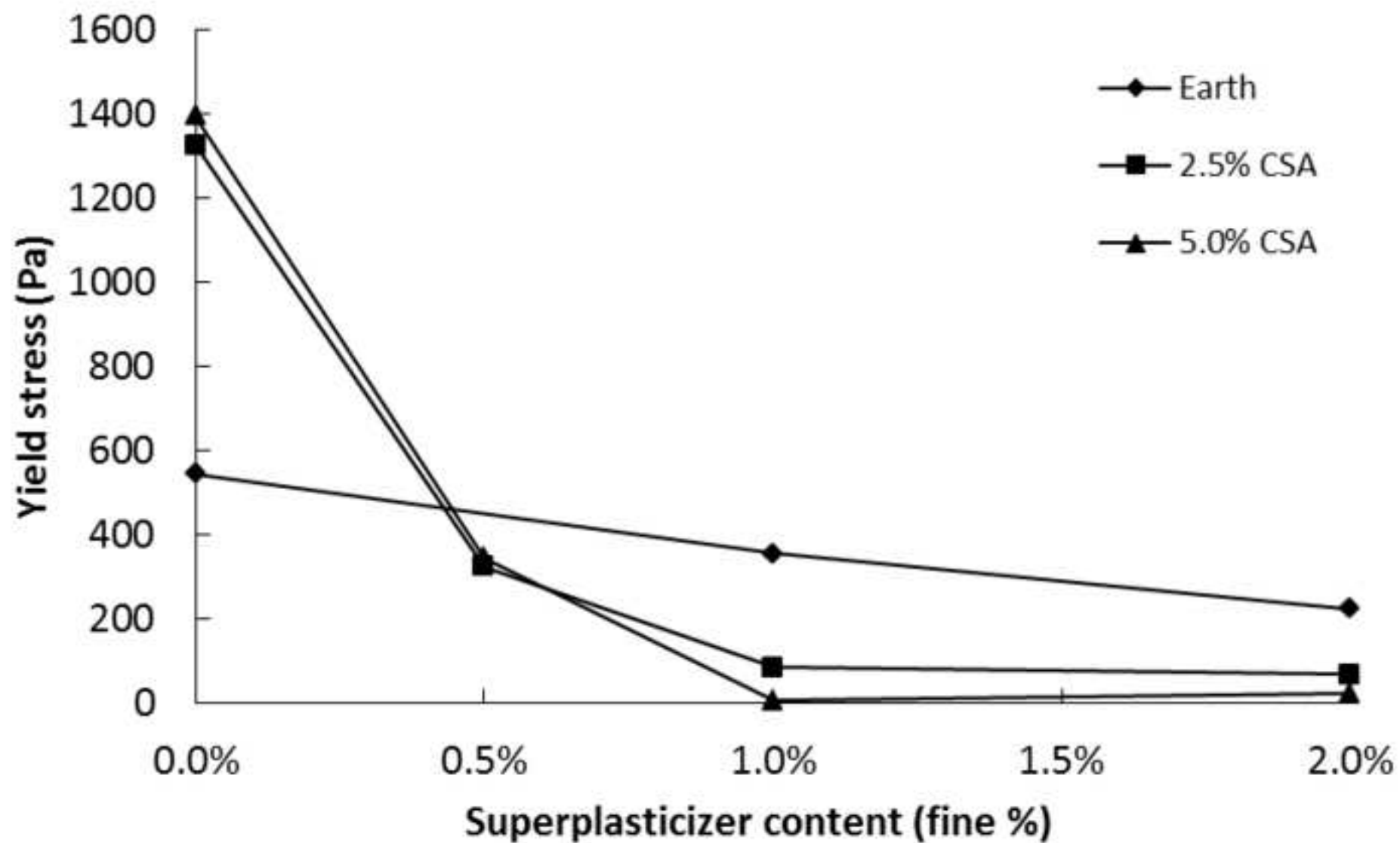


Figure
[Click here to download high resolution image](#)

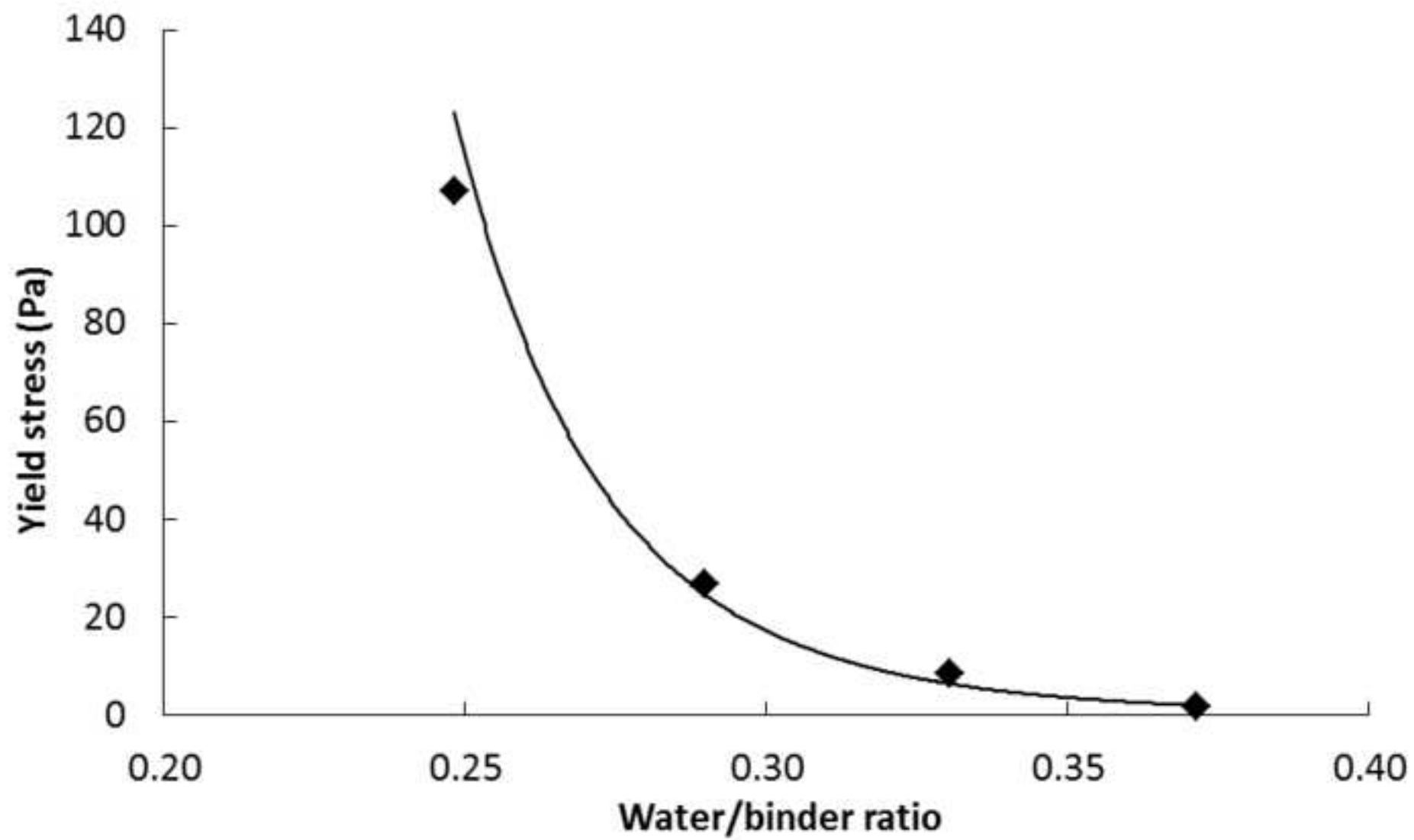


Figure
[Click here to download high resolution image](#)

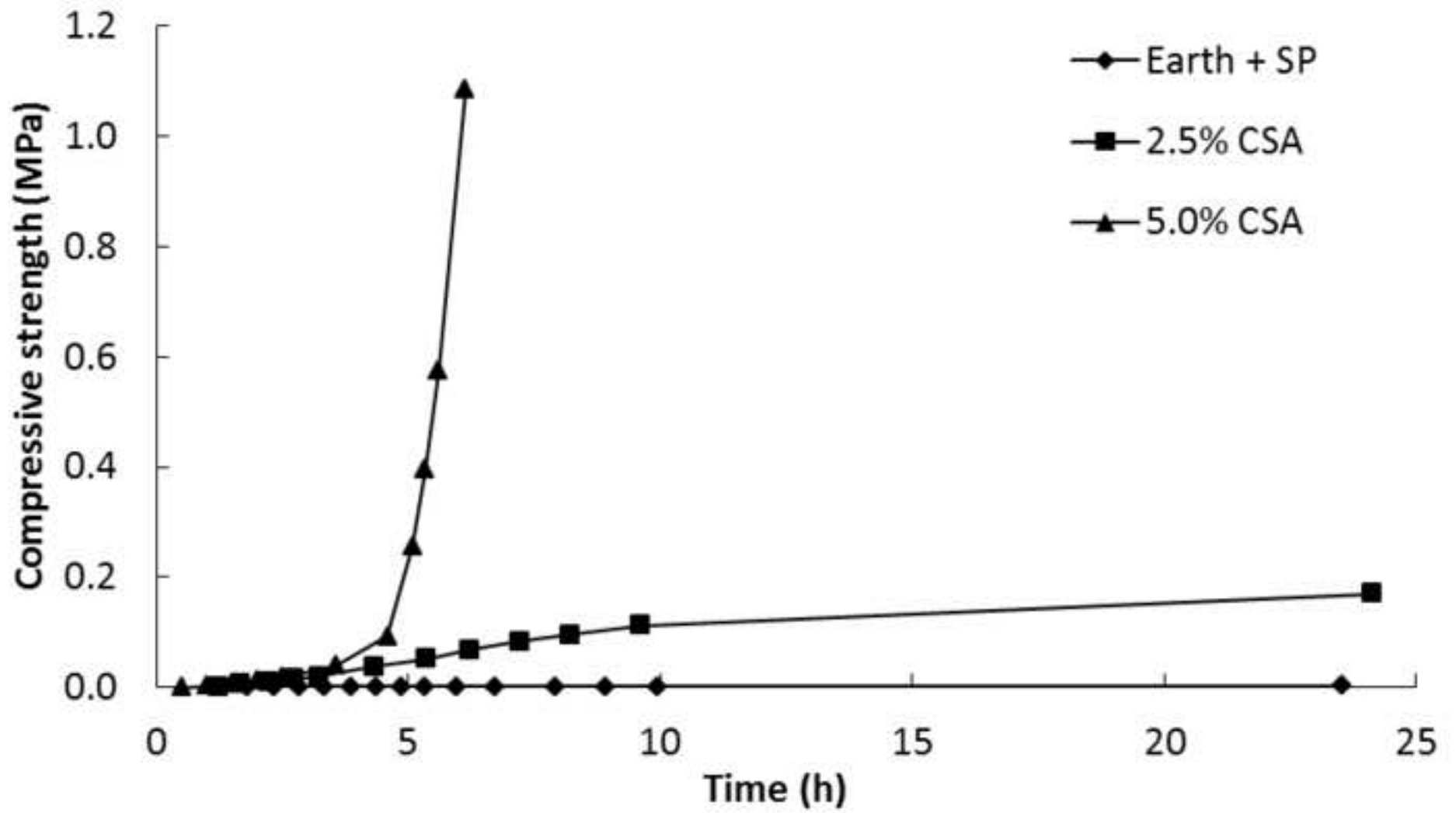


Figure
[Click here to download high resolution image](#)

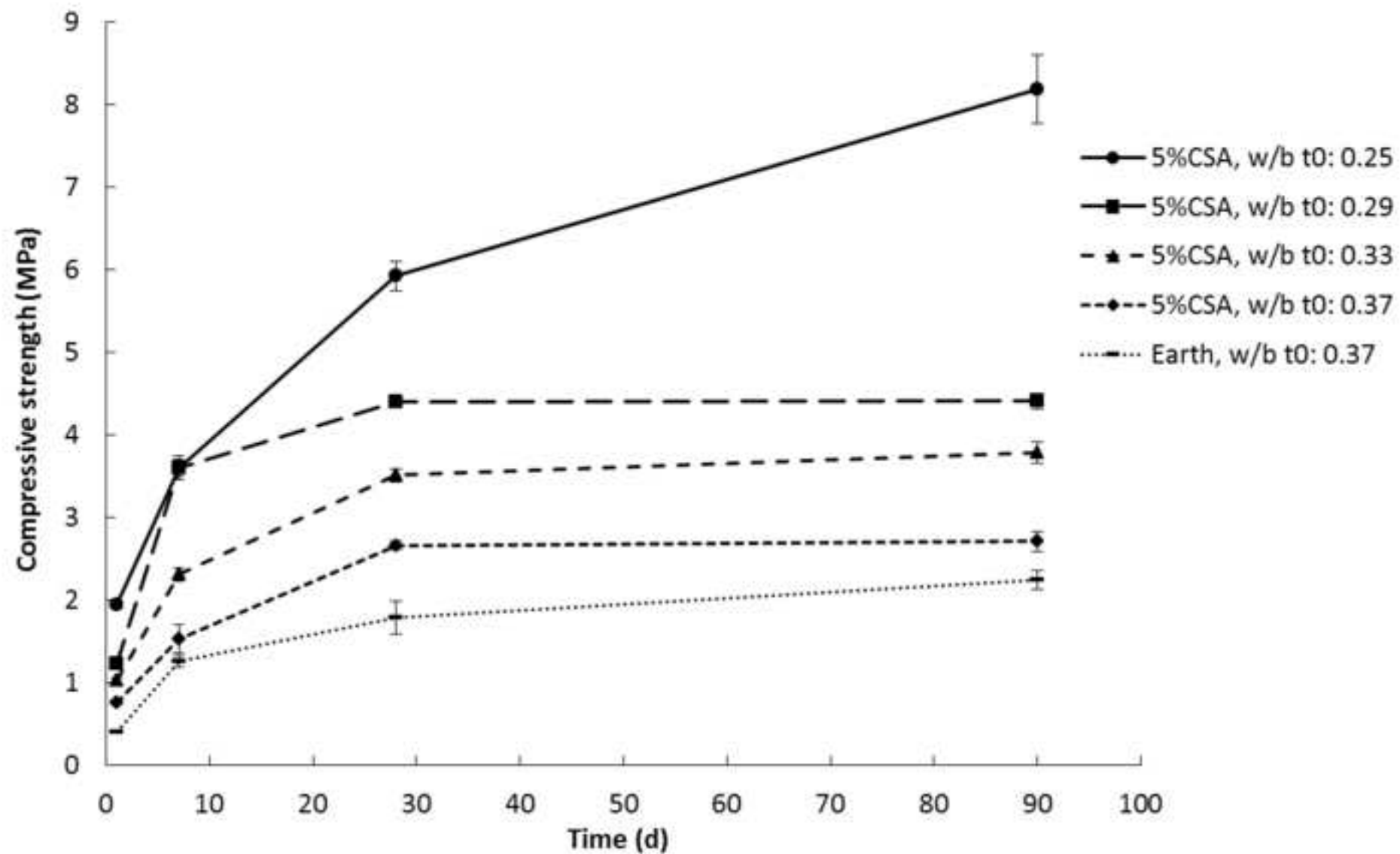
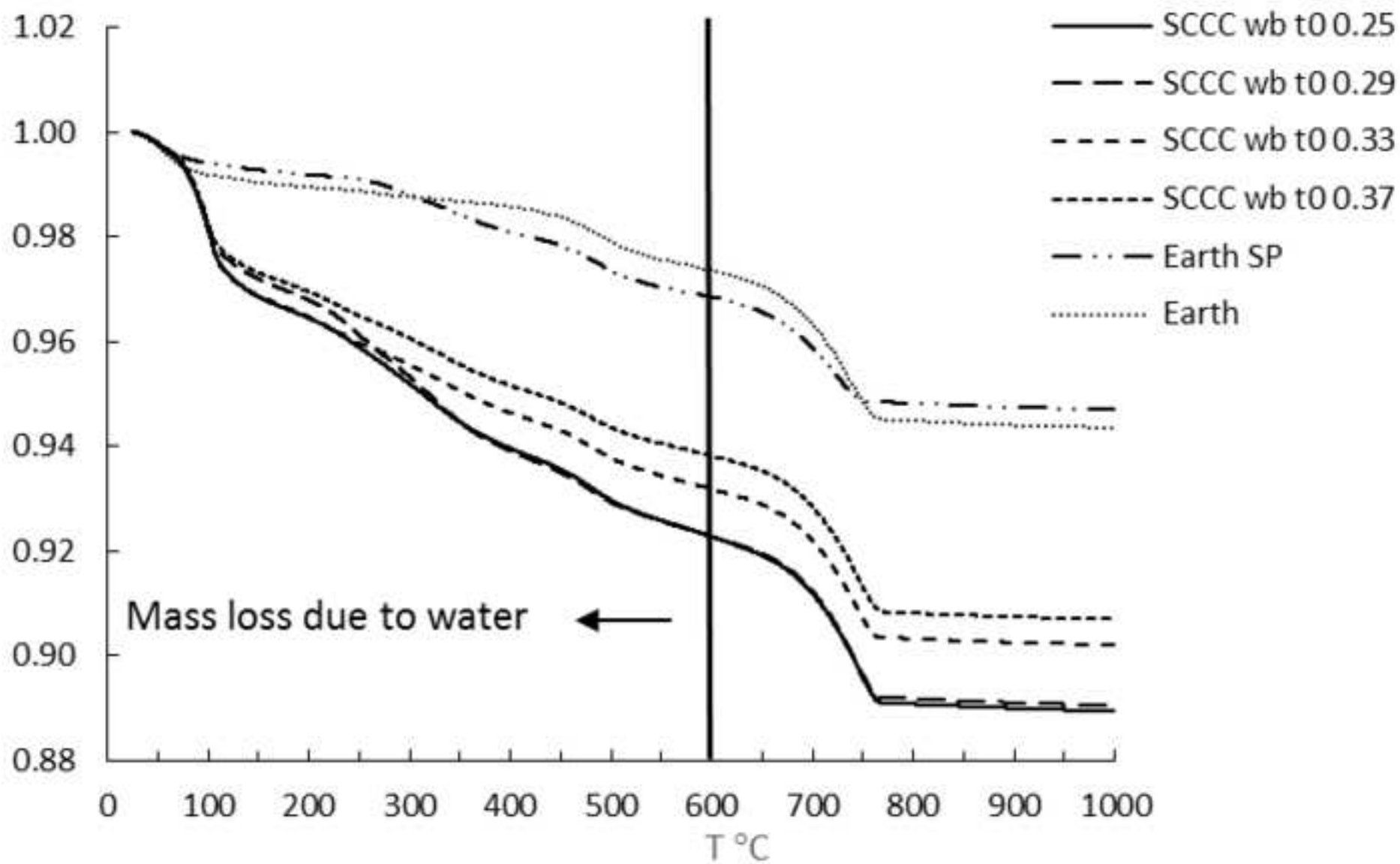


Figure
[Click here to download high resolution image](#)



Figure

[Click here to download high resolution image](#)

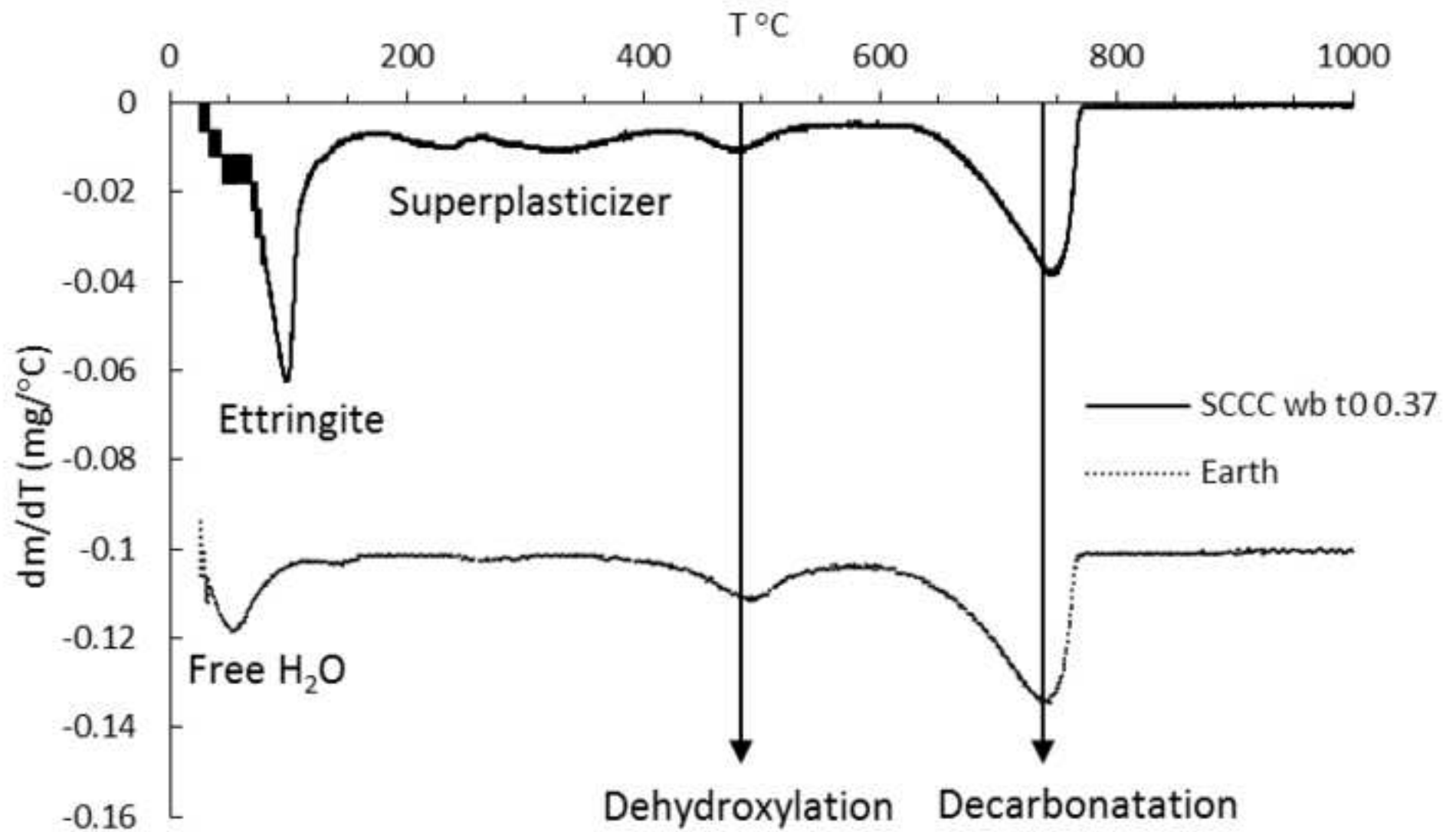
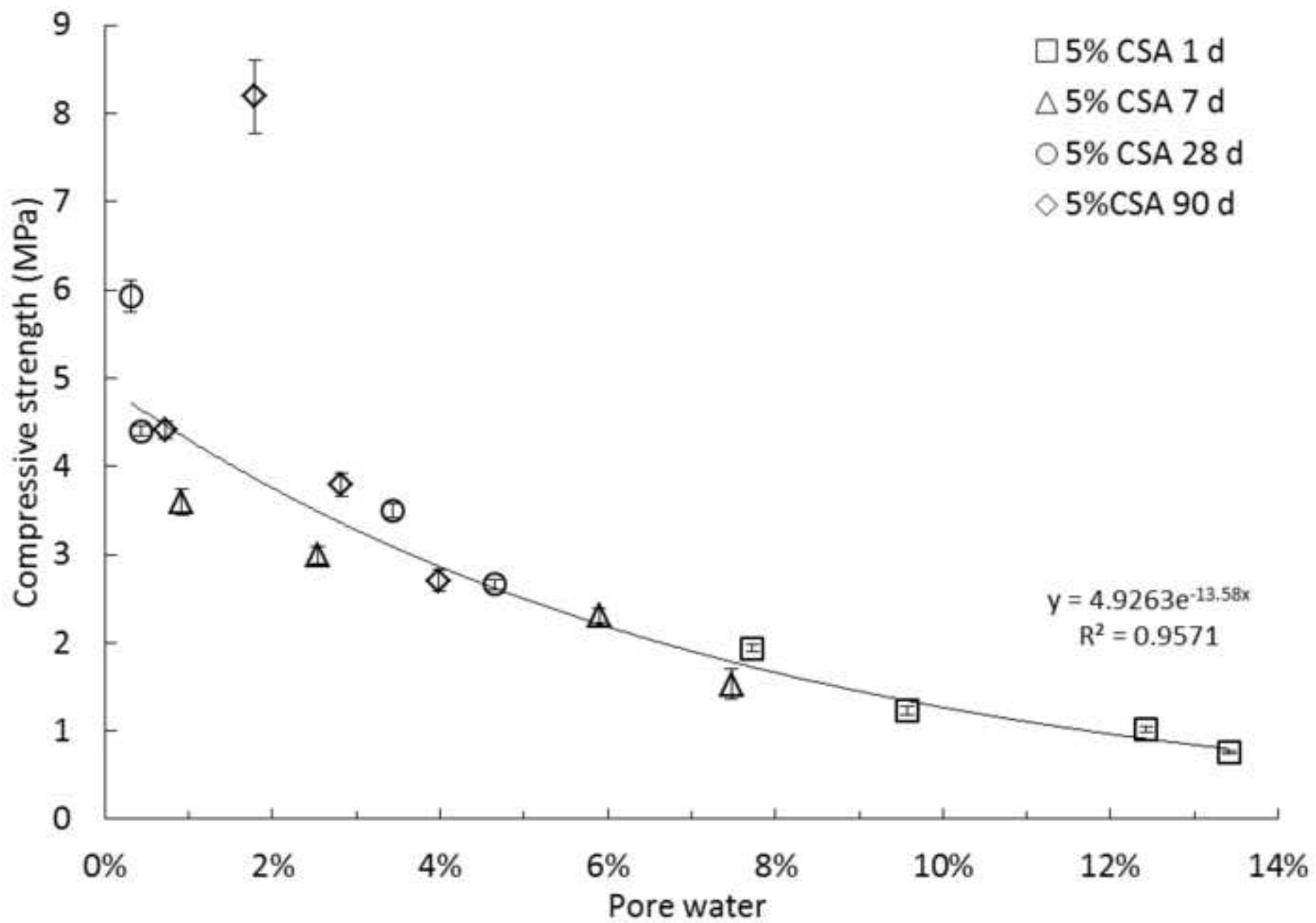
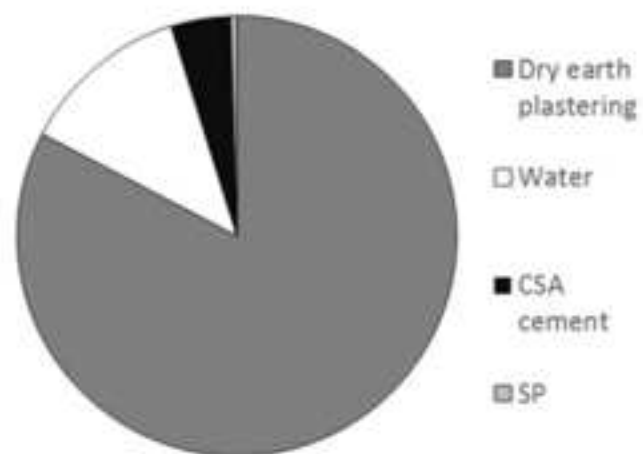
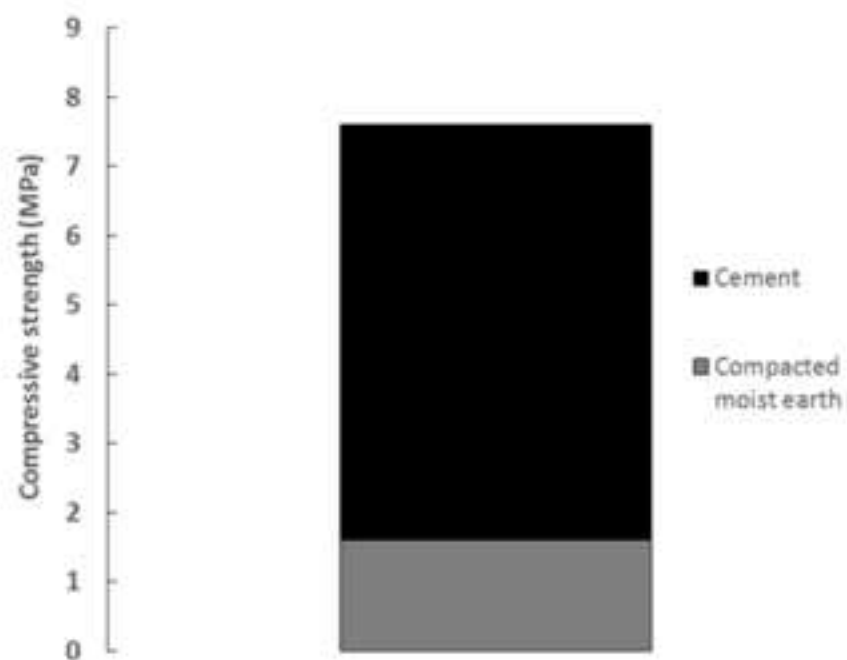
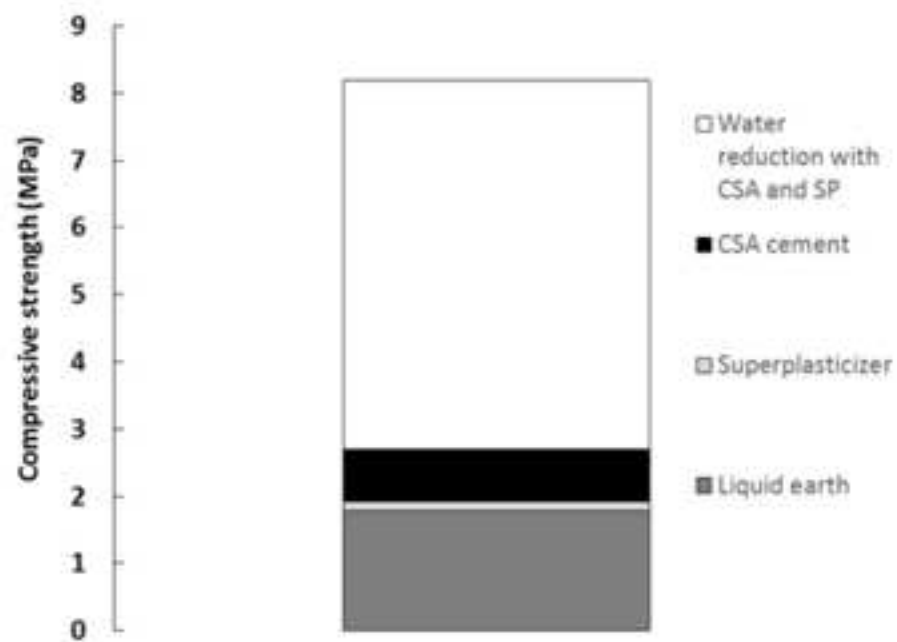


Figure
[Click here to download high resolution image](#)



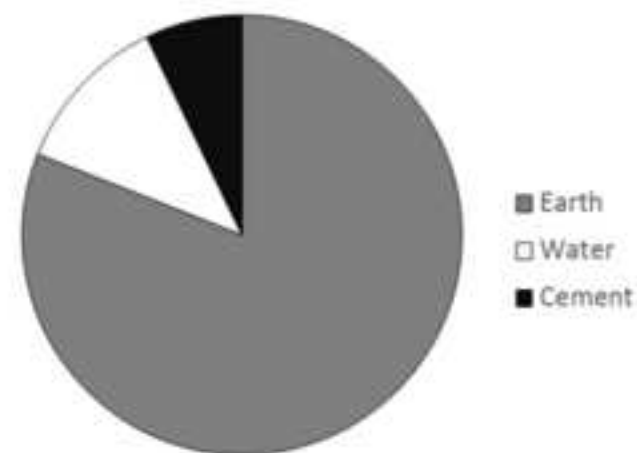
Figure

[Click here to download high resolution image](#)



Self-compacting clay concrete

Mass content



Cement stabilized soil

Figure
[Click here to download high resolution image](#)

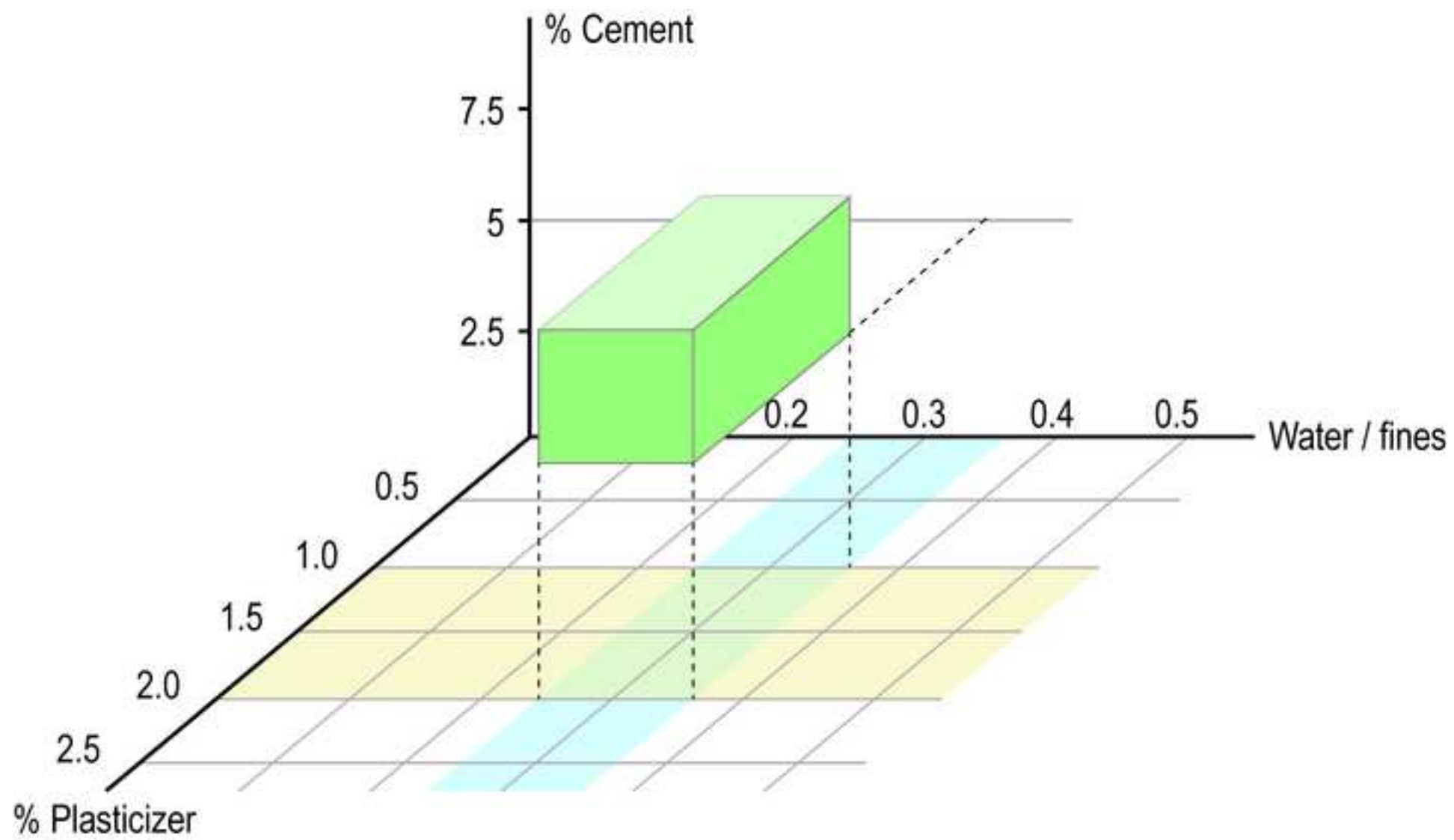


Table 1: Mass and CO₂ emissions associated with the production of a 1 m² wall with concrete block technology and SCCC

	Functional Unit = 1 m ² wall			
	Concrete block technology		Self-Compacting Clay Concrete	
	Mass	Impact	Mass	Impact
	kg	kg CO ₂ eq.	kg	kg CO ₂ eq.
Cement	20.8	14.6	14	9.8
Chemical admixture	0.4	0.3	5.4	4.1
Earth mortar			350	1.1
Aggregate (sand & gravel)	196.6	0.6	200	0.6
Water	10.8	0.0	65	0.0
		15.5		15.6