

A Robust, Recyclable Resin for Decagram Scale Resolution of (\pm)-Mefloquine and Other Chiral N-Heterocycles

Journal Article

Author(s):

Kreituss, Imants; Chen, Kuang-Yen; Eitel, Simon H.; Adam, Jean-Michel; Wuitschik, Georg; Fettes, Alec; Bode, Jeffrey W.

Publication date:

2015-01-22

Permanent link:

<https://doi.org/10.3929/ethz-b-000260411>

Rights / license:

[In Copyright - Non-Commercial Use Permitted](#)

Originally published in:

Angewandte Chemie. International Edition 55(4), <https://doi.org/10.1002/anie.201509256>

Funding acknowledgement:

306793 - Catalytic asymmetric synthesis of amines and amides (EC)

A Robust, Recyclable Resin for Decagram Scale Resolution of (\pm)-Mefloquine and Other Chiral N-Heterocycles

Imants Kreituss^[a], Kuang-Yen Chen^[a], Simon H. Eitel^[b], Jean-Michel Adam^[b], Georg Wuitschik^[c], Alec Fettes^[c], and Jeffrey W. Bode^{*[a]}

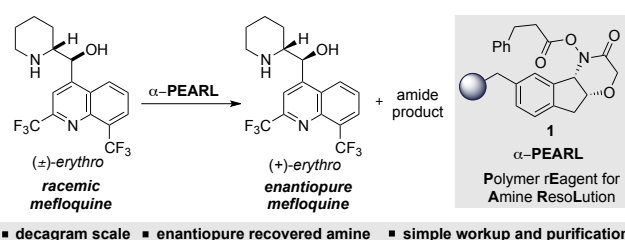
Dedication ((optional))

Abstract: Decagram quantities of enantiopure (+)-mefloquine have been produced via kinetic resolution of racemic mefloquine using a ROMP-gel supported chiral acyl hydroxamic acid resolving agent. The requisite monomer was prepared in a few synthetic steps without chromatography and polymerization was safely performed on >30 gram scale under ambient conditions. The reagent was readily regenerated and reused multiple times for the resolution of 150 grams of (\pm)-mefloquine and other chiral N-heterocycles.

Enantiopure N-heterocycles are of great and increasing importance in the pharmaceutical industry. In the last six years alone, around 30 of the approximately 115 new small molecule entities introduced contained at least one chiral N-heterocycle.^[1] In the early stages of drug discovery, where the focus is on structural diversity, the preparation of chiral N-heterocyclic building blocks – often in their racemic form – is key to the rapid progression of medicinal chemistry programs.^[2] As a compound progresses, access to the enantiomerically pure form is essential, usually on a 10-1000 gram scale. When the racemate or racemic precursor is easily accessible, enantiomer resolution is very often the method of choice and is typically accomplished by diastereomeric salt formation or preparative HPLC/SFC on chiral supports.^[3]

Within this context, our group has developed catalytic and stoichiometric methods for the kinetic resolution of chiral N-heterocycles.^[4,5] These studies, however, have been limited to milligram scales and their suitability for resolving decagram quantities of an advanced intermediate or active pharmaceutical ingredient have not been established. In order to render this technology into a viable solution for the rapid resolution of chiral secondary amines on a preparative scale, we selected (\pm)-

mefloquine as a challenging substrate and aimed to identify a suitable procedure to obtain its (+)-*erythro* enantiomer in decagram quantities and high enantiomeric excess.



Scheme 1. Resolution of commercialized mefloquine.^[6]

Mefloquine (Lariam[®]), is a synthetic quinine derivative that is one of the most effective medicines for the treatment and prophylaxis of malaria.^[7] It is currently sold as a racemate and epitomizes the potential pitfalls of marketing and administering racemic drugs, as some neurological side effects are suspected to be caused by one of the enantiomers.^[8] Our selection was further encouraged by its molecular structure. Mefloquine is a good representation of the functional groups commonly found in pharmaceutical candidates; in addition to the piperidine ring, (\pm)-mefloquine includes a free alcohol and a basic nitrogen in the quinoline core.

In the preliminary studies, our catalytic kinetic resolution failed to selectively acylate the secondary amine in (\pm)-mefloquine and gave a complex product mixture. In addition, due to the sterically demanding side chain sufficient conversion could not be achieved at room temperature. We were pleased, however, to find that the use of 0.65 equivalents of our chiral hydroxamate reagent in THF at 45 °C afforded (+)-mefloquine (99:1 *er*) with good selectivity (*s* = 23) and conversion (61%).^[9] This promising result was insufficient as a practical solution to the production of decagram quantities, as it required time-consuming chromatography to separate the amine from the amide and reagent byproducts. We previously developed an immobilized variant of the chiral hydroxamic acid using commercial aminomethyl polystyrene resin and demonstrated that this is a suitable option for small scale (~1 mmol) resolutions. For practical, large-scale use, it proved completely inadequate in terms of loading, reaction time, cost of goods, swelling properties, and solvent usage. Although we first considered other commercial polymers as a support, it became quickly clear that a *de novo* synthesis of a polymer-bound reagent with the necessary properties would be required (Scheme 1).

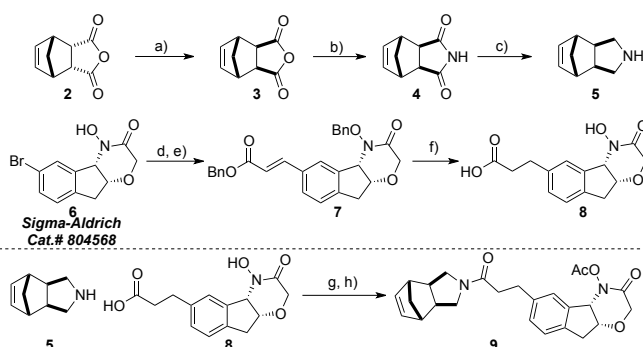
[a] I. Kreituss, Dr. K.-Y. Chen, Prof. Dr. J. W. Bode
Laboratory of Organic Chemistry
Department of Chemistry and Applied Biosciences ETH Zurich
Vladimir-Prelog-Weg 3, CH-8093 Zurich (Switzerland)
E-mail: bode@org.chem.ethz.ch
Homepage: <http://www.bode.ethz.ch/>

[b] Dr. S. H. Eitel, Dr. J.-M. Adam,
Roche Pharma Research and Early Development, preclinical CMC,
Roche Innovation Center Basel, F. Hoffmann-La Roche Ltd,
Grenzacherstrasse 124, 4070 Basel, Switzerland

[c] Dr. G. Wuitschik, Dr. A. Fettes
F. Hoffmann-La Roche Ltd,
PTDCA, Process Research & Development
Bldg 65/618A, CH-4070 Basel (Switzerland)

For the polymer synthesis we evaluated multiple possibilities before selecting ring opening metathesis polymerization (ROMP).^[10] We designed a suitable monomer that would be linked to the chiral hydroxamic acid moiety as a tertiary amide. The *exo*-norbornene derived amine monomer **5** was obtained in three steps from commercially available carbic anhydride **2**. The *endo*- isomer was converted to the *exo*- isomer via thermal isomerization followed by recrystallizations to afford the product **3**,^[11] which was transformed to the corresponding imide **4** by treatment with ammonium acetate in refluxing acetic acid; reduction with LiAlH₄ afforded the amine **5**.^[12] This sequence was conducted on a 100 gram scale in the academic laboratories and >1 kg scale by an industrial partner. The chiral carboxylic acid **8** was prepared in a three-step route from our previously reported bromohydroxamic acid **6**, which was protected with a benzyl group and subsequently coupled to benzylacrylate using a Heck reaction. The one step reduction of both benzyl groups and the double bond using Pd/C and atmospheric pressure of hydrogen gas yielded hydroxamic acid **8**.

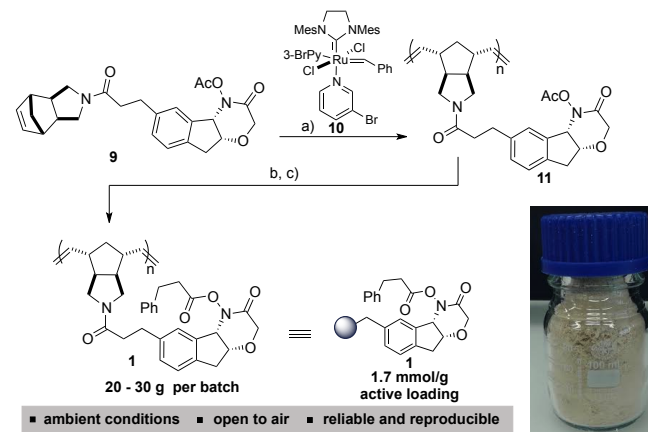
Amine **5** and carboxylic acid **8** were coupled using EDC followed by acylation of the free hydroxamic acid with acetic anhydride to afford amide **9** in quantitative yield over two steps. Protection of the hydroxamate with acetic anhydride proved necessary for high conversion in the polymerization (Scheme 2).



Scheme 2. Synthesis of ROMP monomer. Reagents and conditions: a) 1,2-dichlorobenzene reflux, then recrystallization from benzene, 30%; b) NH₄OAc (3.0 equiv), AcOH reflux, quant; c) LiAlH₄ (4.0 equiv.), THF, 0 °C to reflux, quant; d) BnCl (1.0 equiv), K₂CO₃ (2.0 equiv), DMF, 77%; e) Benzylacrylate (1.1 equiv), Pd(OAc)₂ (5 mol%), P(*o*-tolyl)₃ (0.11 equiv), Et₃N (5.0 equiv), MeCN, 23 °C to reflux, 85%; f) Pd/C (10 wt%), H₂, quant; g) EDC (1.0 equiv), DMAP (0.2 equiv), CH₂Cl₂, quant; h) Ac₂O (1.3 equiv), THF, 23 °C to 50 °C, >99%.

Several catalysts were evaluated for the large scale ROMP. Grubbs “third” generation catalyst **10** proved optimal, with full conversion in a matter of minutes.^[13] The polymerizations were successfully performed multiple times on a 30 g scale under ambient, open-to-air conditions in CH₂Cl₂. A monomer to initiator ratio of 500:1 yielded a mechanically stable polymeric material with a sufficient chain length to render it insoluble in organic solvents while allowing good swelling in THF – the optimal solvent for kinetic resolution. Once the polymerization was complete, the active chain ends were quenched with an excess of ethyl vinyl ether. The gel like material was washed with Et₂O to afford a white amorphous solid, which after processing

(extensive drying and grinding for 3-5 minutes with a ball mill) was rendered into a free flowing powder. The acetyl group, which we identified as optimal for polymerization, did not afford sufficient selectivity for the kinetic resolution and was replaced by the more selective dihydrocinnamoyl- group by treating the polymer with propyl amine followed by acylation with excess of 3-phenylpropionic anhydride (Scheme 3).



Scheme 3. Polymerization. Reagents and conditions: a) [(H₂Mes)(3-Br-Py)₂(Cl)₂Ru=CHPh] **10** (0.2 mol%), CH₂Cl₂ (0.2 M), 83% b) *n*PrNH₂ (excess) in THF, c) 3-phenylpropionic anhydride (excess), THF, 45 °C.

The quantification of the end material revealed that our reagent has an active loading of ~1.7 mmol/g (~80% of theoretical). It exhibited equal selectivity as the reagent used in solution phase resolutions. We fine-tuned the conditions to achieve sufficient conversion to obtain enantiopure (+)-*erythro*-mefloquine.

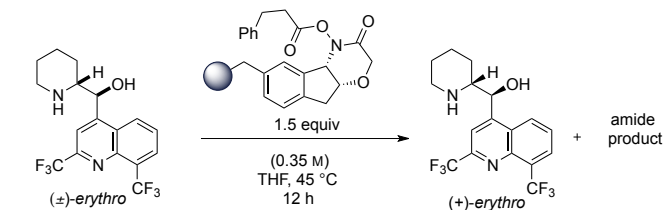
Importantly, the resolution is operationally straightforward; simply shaking the amine solution together with the polymer followed by decantation and polymer wash, allowed us to resolve more than 20 grams of racemic mefloquine per cycle. The considerable difference in polarity between the amine and the amide product and absence of byproducts allowed us to recover the unreacted amine in high purity and good yield via filtration through a short plug of silica.

We found the use of excess of the polymer optimal for high conversion. This was not at an inconvenience, as the polymer was fully recovered and regenerated after each cycle by simple treatment with 3-phenylpropionic anhydride. Seven cycles of kinetic resolution have been performed using the same batch of resin, without significant erosion in reactivity or selectivity (see Table 1). With this single batch of the α -PEARL resin, over 50 grams of enantiopure (+)-mefloquine was prepared from about 150 grams of racemic starting material.^[14]

Although this reagent was optimized for the resolution of (\pm)-mefloquine, we have also found that it is effective for the resolution of a variety of other chiral N-heterocycles (Table 2). For this general method we chose to use sub-stoichiometric amounts of the resolving agent. Most of the amines exhibit high selectivity (*s* >15) towards the reagent and in many cases

sufficiently high conversion could be achieved even without the use of excess polymer. On multiple occasions (Table 2, entries 1, 6, 7, 10, 11, 13) the unreacted amine was recovered in 99:1 or higher enantiomeric ratio.

Table 1. Kinetic resolution of (±)-mefloquine



cycle	amount of (±)-mefloquine	selectivity; conversion (%) ^[a]	<i>er</i> ^[b] ; yield (%) ^[c]
1	18.0 g	<i>s</i> = 26; <i>c</i> = 59%	>99:1; 29%
2	22.5 g	<i>s</i> = 24; <i>c</i> = 60%	>99:1; 32%
3	25.0 g	<i>s</i> = 22; <i>c</i> = 61%	>99:1; 30%
4	23.0 g	<i>s</i> = 22; <i>c</i> = 61%	99:1; 37%
5	22.3 g	<i>s</i> = 22; <i>c</i> = 61%	>99:1; 31%
6	20.0 g	<i>s</i> = 21; <i>c</i> = 61%	>99:1; 32%
7	22.3 g	<i>s</i> = 20; <i>c</i> = 64%	>99:1; 30%

[a] *s* – selectivity, *c* – calculated conversion. [b] Enantiomeric ratio was determined with HPLC or SFC on chiral support. [c] Yield of isolated products.

In summary, we have developed a user-friendly method for the production of enantiopure (+)-*erythro*-mefloquine from its racemate using a solid supported hydroxamic acid. The polymer can be rapidly prepared on a decagram scale in high yield without chromatography. The reagent has a high loading, is stable at ambient conditions, can be fully recovered and reused without loss of reactivity and selectivity and has been employed on a broad range of N-heterocycles. Unlike SFC, no infrastructure other than a shaker and a flask are needed for the preparation of enantiopure N-heterocycles on an analytical and preparative scale.

Experimental Section

The polymer-supported resolving agent (50.0 g, ~85.0 mmol, ~1.3–1.4 equiv) was swollen in THF for 1 h at 45 °C and washed with THF (3 × three volume beds). The free base of (±)-mefloquine (25.0 g, 66.1 mmol, 1.0 equiv) as a solution in THF (180 mL) was added to the polymer and the mixture was left shaking for 12 h at 45 °C. The polymer support was washed with THF (4 × three volume-beds) and Et₂O (2 × three volume-beds) to afford a solution of the amide product and the unreacted amine.

Acknowledgements

This work was supported by the Swiss Federal Commission for Technology and Innovation (CTI), F. Hoffmann-La Roche and the European Research Council (ERC Starting Grant 306793 – CASAA). We are grateful to Dr. Alexey Fedorov and Mr. Dmitry Mazunin (both ETH) for helpful discussions, and Pierre Schmitt and Raffaele Santillo (both F. Hoffmann-La Roche) for technical assistance with hydrogenation reaction. Special thanks to Paula L. Nichols (ETH) for facilitating this project.

Keywords: kinetic resolution • polymerization • amines • enantioselective acylation • N-heterocycles

Table 2. Kinetic resolution of various N-heterocycles

Entry ^[a]	Recovered amine	Entry	Recovered amine
1	 >99:1 <i>er</i> ^[b] ; 23% yield ^[c] <i>s</i> = 23, <i>c</i> > 70% ^[d]	8	 96:4 <i>er</i> ; 23% yield <i>s</i> = 7; <i>c</i> = 70%
2	 93:7 <i>er</i> ; 34% yield <i>s</i> = 13; <i>c</i> = 57%	9	 96:4 <i>er</i> ; 39% yield <i>s</i> = 21; <i>c</i> = 55%
3	 93:7 <i>er</i> ; 40% yield <i>s</i> = 18; <i>c</i> = 54%	10	 >99:1 <i>er</i> ; 33% yield <i>s</i> = 34; <i>c</i> = 60%
4	 86:14 <i>er</i> ; 25% yield <i>s</i> = 16; <i>c</i> = 49%	11	 >99:1 <i>er</i> ; 30% yield <i>s</i> = 20; <i>c</i> = 63%
5	 87:13 <i>er</i> ; 39% yield <i>s</i> = 13; <i>c</i> = 50%	12	 79:21 <i>er</i> ; 45% yield <i>s</i> = 9; <i>c</i> = 46%
6	 99:1 <i>er</i> ; 38% yield <i>s</i> = 19; <i>c</i> = 61%	13	 99:1 <i>er</i> ; 21% yield amide not isolated
7	 >99:1 <i>er</i> ; 36% yield <i>s</i> = 19, <i>c</i> = 64%	14	 93:7 <i>er</i> ; 45% yield <i>s</i> = 17; <i>c</i> = 54%

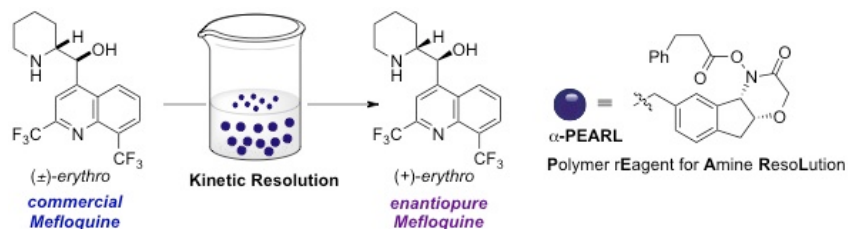
[a] Reactions were ran for 15 – 24 h in THF at 45 °C using 0.7 equiv. of α-PEARL. For more detail see SI.

[b] Enantiomeric ratio was determined with HPLC or SFC on chiral support.

[c] Yield of isolated products. [d] *s* – selectivity, *c* – calculated conversion.

- [1] <http://www.fda.gov/Drugs/InformationOnDrugs/ApprovedDrugs/> (Accessed October 2015)
- [2] C. K. Chung, P. G. Bulger, B. Kosjek, K. M. Belyk, N. Rivera, M. E. Scott, G. R. Humphrey, J. Limanto, D. C. Bacher, K. M. Emerson, *Org. Process Res. Dev.* **2014**, *18*, 215 – 227
- [3] a) M. Prashad, Y. Liu, W.-C. Shieh, F. Schaefer, B. Hu, M. Girgis, *Org. Process Res. Dev.* **2015**, *19*, 290 – 295; b) D. J. Wallace, C. A. Baxter, K. J. M. Brands, N. Bremeyer, S. E. Brewer, R. Desmond, K. M. Emerson, J. Foley, P. Fernandez, W. Hu, S. P. Keen, P. Mullens, D. Muzzio, P. Sajonz, L. Tan, R. D. Wilson, G. Zhou, G. Zhou, *Org. Process Res. Dev.* **2011**, *15*, 831 – 840; c) J. C. D. Hartweig, J. W. Priess, H. Schutz, D. Ruffe, C. Valente, C. Bury, L. La Vecchia, E. Francotte, *Org. Process Res. Dev.* **2014**, *18*, 1120 – 1127.
- [4] a) M. Binanzer, S.-Y. Hsieh, J. W. Bode, *J. Am. Chem. Soc.* **2011**, *133*, 19698 – 19701; b) S. E. Allen, S.-Y. Hsieh, O. Gutierrez, J. W. Bode, M. C. Kozlowski, *J. Am. Chem. Soc.* **2014**, *136*, 11783 – 11791; c) S.-Y. Hsieh, M. Binanzer, I. Kreituss, J. W. Bode, *Chem. Commun.* **2012**, *48*, 8892 – 8894. For other selected examples of catalytic kinetic resolution of amines with small molecule catalysts, see: d) S. Arai, S. Bellemin-Lapponnaz, G. C. Fu, *Angew. Chem.* **2001**, *113*, 240 – 242; *Angew. Chem., Int. Ed.* **2001**, *40*, 234 – 236; e) C. K. De, E. G. Klauber, D. Seidel, *J. Am. Chem. Soc.* **2009**, *131*, 17060 – 17061; f) N. Mittal, D. X. Sun, D. Seidel, *Org. Lett.* **2012**, *14*, 3084 – 3087; g) N. Mittal, K. M. Lippert, C. K. De, E. G. Klauber, T. J. Emge, P. R. Schreiner, D. Seidel, *J. Am. Chem. Soc.* **2015**, *137*, 5748 – 5758; h) X. Yang, V. D. Bumbu, P. Liu, X. Li, H. Jiang, E. W. Uffman, L. Guo, W. Zhang, X. Jiang, K. N. Houk, V. B. Birman, *J. Am. Chem. Soc.* **2012**, *134*, 17605 – 17612
- [5] a) I. Kreituss, Y. Murakami, M. Binanzer, J. W. Bode, *Angew. Chem.* **2012**, *124*, 10815 – 10819, *Angew. Chem. Int. Ed.* **2012**, *51*, 10660 – 10663. For other selected examples of kinetic resolution with polymer-bound reagents see: b) D. A. Annis, E. N. Jacobsen, *J. Am. Chem. Soc.* **1999**, *121*, 4147–4154; c) T. S. Reger, K. D. Janda, *J. Am. Chem. Soc.* **2000**, *122*, 6929–6934; d) X. Zheng, C. W. Jones, M. Weck, *Chem Eur. J.* **2006**, *12*, 576–583; e) E. Vedejs, E. Rozners, *J. Am. Chem. Soc.* **2001**, *123*, 2428–2429; f) M. D. Weingarten, K. Sekanina, W. C. Still, *J. Am. Chem. Soc.* **1998**, *120*, 9112–9113.
- [6] The absolute configuration of mefloquine has been recently re-verified. M. Muller, C. M. Orben, N. Schutzenmeister, M. Schmidt, A. Leonov, U. M. Reinscheid, B. Dittrich, C. Griesinger, *Angew. Chem.* **2013**, *125*, 6163 – 6165; *Angew. Chem. Int. Ed.* **2013**, *52*, 6047 – 6049.
- [7] “Guidelines for the Treatment of Malaria”. *World Health Organization*, **2015**. http://apps.who.int/iris/bitstream/10665/162441/1/9789241549127_eng.pdf?ua=1&ua=1 (accessed October 2015)
- [8] a) A. Fletcher, R. Sheperd, United States Patent **2003**. US 6,664,397 B1; b) J. Ding, D. G. Hall, *Angew. Chem.* **2013**, *125*, 8227 – 8231; *Angew. Chem. Int. Ed.* **2013**, *52*, 8069 – 8073; c) E. J. Rastelli, D. M. Coltart, *Angew Chem.* **2015**, DOI: 10.1002/ange.201507304; *Angew Chem. Int. Ed.* **2015**, DOI: 10.1002/anie.201507304; d) W. P. Hems, W. P. Jackson, P. Nightingale, R. Bryant, *Org. Process Res. Dev.* **2012**, *16*, 461 – 463
- [9] Conversion and enantioselectivity were calculated according to: H. B. Kagan, J. C. Fiaud, *Topics in Stereochemistry* **1988**, *18*, 249–330.
- [10] a) A. G. M. Barrett, B. T. Hopkins, J. Kobberling, *Chem. Rev.* **2002**, *102*, 3301 – 3324; b) A. G. M. Barrett, S. M. Cramp, R. S. Roberts, F. J. Zecri, *Org. Lett.* **2000**, *2*, 261 – 264; c) T. M. Trnka, R. H. Grubbs, *Acc. Chem. Res.* **2001**, *34*, 18 – 29; d) B. S. Lee, S. Mahajan, B. Clapman, K. D. Janda, *J. Org. Chem.* **2004**, *69*, 3319 – 3329.
- [11] J. B. Matson, R. H. Grubbs, *J. Am. Chem. Soc.* **2008**, *130*, 6731– 6733.
- [12] S. Michaelis, S. Blechert, *Chem. Eur. J.* **2007**, *13*, 2358 – 2368.
- [13] J. A. Love, J. P. Morgan, T. M. Trnka, R. H. Grubbs, *Angew. Chem.* **2002**, *114*, 4207 – 4209, *Angew. Chem. Int. Ed.* **2002**, *41*, 4035 – 4037.
- [14] Resolutions of (±)-mefloquine via diastereomeric salt formation have been reported. See: a) A. D. Baxter, M. J. Harris, S. Brown, International Patent Publication **2004**, WO 2004/050625 A1; b) F. I. Carroll, J. T. Blackwell, *J. Med. Chem.* **1974**, *17*, 210 – 219. Several asymmetric hydrogenation routes have been reported as well: c) R. Schmid, E. A. Broger, M. Cereghetti, Y. Cramer, J. Foricher, M. Lalonde, R. K. Miller, M. Scalone, G. Schoettel, U. Zutter, *Pure Appl. Chem.* **1996**, *68*, 131 – 138; d) C.-Y. Chen, R. A. Reamer, J. R. Chilenski, C. J. McWilliams, *Org. Lett.* **2003**, *5*, 5039 – 5042; e) E. Brober, W. Hofmeinz, A. Meili (Hoffmann – La Roche), *Eur. Pat.* 553778, **1993**. See also ref. 8d.

COMMUNICATION



- stable and reusable reagent
- decagram scale
- recovered amine >99:1 er

Pearl Jam: a novel ROMP-gel supported reagent allows the preparation of enantiopure (+)-erythro-mefloquine on a decagram scale from its racemate. The monomer synthesis does not require chromatographic purification and polymerization can be carried out safely on a >30 gram scale. PEARL is readily recovered after each cycle and has been applied for resolution of a broad range of N-heterocycles.

*Imants Kreituss, Kuang-Yen Chen,
Simon H. Eitel, Jean-Michel Adam,
Georg Wuitschik, Alec Fettes and
Jeffrey W. Bode**

Page No. – Page No.

**A Robust, Recyclable Resin for
Decagram Scale Resolution of
(±)-Mefloquine and Other Chiral N-
Heterocycles**

-
- [1] <http://www.fda.gov/Drugs/InformationOnDrugs/ApprovedDrugs/> (Accessed October 2015)
- [2] C. K. Chung, P. G. Bulger, B. Kosjek, K. M. Belyk, N. Rivera, M. E. Scott, G. R. Humphrey, J. Limanto, D. C. Bachert, K. M. Emerson, *Org. Process Res. Dev.* **2014**, *18*, 215 – 227
- [3] a) M. Prashad, Y. Liu, W.-C. Shieh, F. Schaefer, B. Hu, M. Girgis, *Org. Process Res. Dev.* **2015**, *19*, 290 – 295; b) D. J. Wallace, C. A. Baxter, K. J. M. Brands, N. Bremeyer, S. E. Brewer, R. Desmond, K. M. Emerson, J. Foley, P. Fernandez, W. Hu, S. P. Keen, P. Mullens, D. Muzzio, P. Sajonz, L. Tan, R. D. Wilson, G. Zhou, G. Zhou, *Org. Process Res. Dev.* **2011**, *15*, 831 – 840; c) J. C. D. Hartweg, J. W. Priess, H. Schutz, D. Ruffle, C. Valente, C. Bury, L. La Vecchia, E. Francotte, *Org. Process Res. Dev.* **2014**, *18*, 1120 – 1127.
- [4] a) M. Binanzer, S.-Y. Hsieh, J. W. Bode, *J. Am. Chem. Soc.* **2011**, *133*, 19698 – 19701; b) S. E. Allen, S.-Y. Hsieh, O. Gutierrez, J. W. Bode, M. C. Kozlowski, *J. Am. Chem. Soc.* **2014**, *136*, 11783 – 11791; c) S.-Y. Hsieh, M. Binanzer, I. Kreituss, J. W. Bode, *Chem. Commun.* **2012**, *48*, 8892 – 8894. For other selected examples of catalytic kinetic resolution of amines with small molecule catalysts, see: d) S. Arai, S. Bellemin-Laponnaz, G. C. Fu, *Angew. Chem.* **2001**, *113*, 240 – 242; *Angew. Chem., Int. Ed.* **2001**, *40*, 234 – 236; e) C. K. De, E. G. Klauber, D. Seidel, *J. Am. Chem. Soc.* **2009**, *131*, 17060 – 17061; f) N. Mittal, D. X. Sun, D. Seidel, *Org. Lett.* **2012**, *14*, 3084 – 3087; g) N. Mittal, K. M. Lippert, C. K. De, E. G. Klauber, T. J. Emge, P. R. Schreiner, *J. Am. Chem. Soc.* **2015**, *137*, 5748 – 5758; h) X. Yang, V. D. Bumbbu, P. Liu, X. Li, H. Jiang, E. W. Uffman, L. Guo, W. Zhang, X. Jiang, K. N. Houk, V. B. Birman, *J. Am. Chem. Soc.* **2012**, *134*, 17605 – 17612
- [5] a) I. Kreituss, Y. Murakami, M. Binanzer, J. W. Bode, *Angew. Chem.* **2012**, *124*, 10815 – 10819, *Angew. Chem. Int. Ed.* **2012**, *51*, 10660 -10663. For other selected examples of kinetic resolution with polymer-bound reagents see: b) D. A. Annis, E. N. Jacobsen, *J. Am. Chem. Soc.* **1999**, *121*, 4147–4154; c) T. S. Reger, K. D. Janda, *J. Am. Chem. Soc.* **2000**, *122*, 6929–6934; d) X. Zheng, C. W. Jones, M. Weck, *Chem Eur. J.* **2006**, *12*, 576–583; e) E. Vedejs, E. Rozners, *J. Am. Chem. Soc.* **2001**, *123*, 2428–2429; f) M. D. Weingarten, K. Sekanina, W. C. Still, *J. Am. Chem. Soc.* **1998**, *120*, 9112–9113.
- [6] The absolute configuration of mefloquine has been recently re-verified. M. Muller, C. M. Orben, N. Schutzenmeister, M. Schmidt, A. Leonov, U. M. Reinscheid, B. Dittrich, C. Griesinger, *Angew. Chem.* **2013**, *125*, 6163 – 6165; *Angew. Chem. Int. Ed.* **2013**, *52*, 6047 – 6049.
- [7] “Guidelines for the Treatment of Malaria”. *World Health Organization*, **2015**. http://apps.who.int/iris/bitstream/10665/162441/1/9789241549127_eng.pdf?ua=1&ua=1 (accessed October 2015)
- [8] a) A. Fletcher, R. Sheperd, United States Patent **2003**. US 6,664,397 B1; b) J. Ding, D. G. Hall, *Angew. Chem.* **2013**, *125*, 8227 – 8231; *Angew. Chem. Int. Ed.* **2013**, *52*, 8069 – 8073; c) E. J. Rastelli, D. M. Coltart, *Angew. Chem.* **2015**, DOI: 10.1002/ange.201507304; *Angew. Chem. Int. Ed.* **2015**, DOI: 10.1002/anie.201507304; d) W. P. Hems, W. P. Jackson, P. Nightingale, R. Bryant, *Org. Process Res. Dev.* **2012**, *16*, 461 – 463
- [9] Conversion and enantioselectivity were calculated according to: H. B. Kagan, J. C. Fiaud, *Topics in Stereochemistry* **1988**, *18*, 249–330.
- [10] a) A. G. M. Barrett, B. T. Hopkins, J. Kobberling, *Chem. Rev.* **2002**, *102*, 3301 – 3324; b) A. G. M. Barrett, S. M. Cramp, R. S. Roberts, F. J. Zecri, *Org. Lett.* **2000**, *2*, 261 – 264; c) T. M. Trnka, R. H. Grubbs, *Acc. Chem. Res.* **2001**, *34*, 18 – 29; d) B. S. Lee, S. Mahajan, B. Clapman, K. D. Janda, *J. Org. Chem.* **2004**, *69*, 3319 – 3329.
- [11] J. B. Matson, R. H. Grubbs, *J. Am. Chem. Soc.* **2008**, *130*, 6731- 6733.
- [12] S. Michaelis, S. Blechert, *Chem. Eur. J.* **2007**, *13*, 2358 – 2368.
- [13] J. A. Love, J. P. Morgan, T. M. Trnka, R. H. Grubbs, *Angew. Chem.* **2002**, *114*, 4207 – 4209, *Angew. Chem. Int. Ed.* **2002**, *41*, 4035 – 4037.
- [14] Resolutions of (±)-mefloquine via diastereomeric salt formation have been reported. See: a) A. D. Baxter, M. J. Harris, S. Brown, International Patent Publication **2004**, WO 2004/050625 A1; b) F. I. Carroll, J. T. Blackwell, *J. Med. Chem.* **1974**, *17*, 210 – 219. Several asymmetric hydrogenation routes have been reported as well: c) R. Schmid, E. A. Broger, M. Cereghetti, Y. Cramer, J. Foricher, M. Lalonde, R. K. Miller, M. Scalone, G.

Schoettel, U. Zutter, *Pure Appl. Chem.* **1996**, *68*, 131 – 138; d) C.-Y. Chen, R. A. Reamer, J. R. Chilenski, C. J. McWilliams, *Org. Lett.* **2003**, *5*, 5039 – 5042; e) E. Brober, W. Hofmeinz, A. Meili (Hoffmann – La Roche), Eur. Pat. 553778, **1993**. See also ref. 8d.
