









Measurement of the inclusive and differential WZ production cross sections, polarization angles, and triple gauge couplings in pp collisions at $\sqrt{s} = 13$ TeV

Journal Article

Author(s):

The CMS Collaboration; Tumasyan, Armen; Androsov, Konstantin; Backhaus, Malte; Berger, Pirmin; Calandri, Alessandro; Chernyavskaya, Nadezda ; de Cosa, Annapaola; Dissertori, Günther; Dittmar, Michael; Donegà, Mauro; Dorfer, Christian; Eble, Florian; Gedia, Krunal; Glessgen, Franz; Gomez Espinosa, Tirso Alejandro ; Grab, Christophorus ; Hits, Dmitry Alexandrovich ; Lustermann, Werner; Lyon, Anne-Mazarine; Manzonì, Riccardo Andrea; Martin Perez, Cristina; Meinhard, Maren Tabea; Nessi-Tedaldi, Francesca; Niedziela, Jeremi; Pauss, Felicitas; Perovic, Vasilije; Pigazzini, Simone ; Ratti, Maria Giulia; Reichmann, Michael ; Reissel, Christina; Reitenspiess, Thomas; Ristic, Branislav ; Ruini, Daniele; Sanz Becerra, Diego Alejandro; Schönenberger, Myriam; Stampf, Vinzenz; Steggemann, Jan; Wallny, Rainer ; Zhu, De Hua; et al.

Publication date:

2022

Permanent link:

<https://doi.org/10.3929/ethz-b-000560737>

Rights / license:

[Creative Commons Attribution 4.0 International](#)

Originally published in:

Journal of High Energy Physics 2022(7), [https://doi.org/10.1007/JHEP07\(2022\)032](https://doi.org/10.1007/JHEP07(2022)032)

RECEIVED: October 21, 2021

REVISED: February 18, 2022

ACCEPTED: May 25, 2022

PUBLISHED: July 5, 2022

Measurement of the inclusive and differential WZ production cross sections, polarization angles, and triple gauge couplings in pp collisions at $\sqrt{s} = 13$ TeV



The CMS collaboration

E-mail: cms-publication-committee-chair@cern.ch

ABSTRACT: The associated production of a W and a Z boson is studied in final states with multiple leptons produced in proton-proton (pp) collisions at a centre-of-mass energy of 13 TeV using 137 fb^{-1} of data collected with the CMS detector at the LHC. A measurement of the total inclusive production cross section yields $\sigma_{\text{tot}}(\text{pp} \rightarrow \text{WZ}) = 50.6 \pm 0.8 (\text{stat}) \pm 1.5 (\text{syst}) \pm 1.1 (\text{lumi}) \pm 0.5 (\text{theo}) \text{ pb}$. Measurements of the fiducial and differential cross sections for several key observables are also performed in all the final-state lepton flavour and charge compositions with a total of three charged leptons, which can be electrons or muons. All results are compared with theoretical predictions computed up to next-to-next-to-leading order in quantum chromodynamics plus next-to-leading order in electroweak theory and for various sets of parton distribution functions. The results include direct measurements of the charge asymmetry and the W and Z vector boson polarization. The first observation of longitudinally polarized W bosons in WZ production is reported. Anomalous gauge couplings are searched for, leading to new constraints on beyond-the-standard-model contributions to the WZ triple gauge coupling.

KEYWORDS: Hadron-Hadron Scattering, Particle Correlations and Fluctuations

ARXIV EPRINT: [2110.11231](https://arxiv.org/abs/2110.11231)

Contents

1	Introduction	1
2	The CMS detector	3
3	Data and simulation samples	3
4	Event reconstruction and object selection	5
5	Event selection	7
6	Background estimation	9
6.1	Reducible backgrounds	9
6.2	Dominant irreducible backgrounds	10
6.3	Other rare processes	11
7	Summary of sources of systematic uncertainty	15
8	Inclusive cross section measurement	17
9	Charge asymmetry measurement	24
9.1	Consistency of the charge asymmetry measurement with PDF sets	28
10	Estimation of boson polarization fractions	28
11	Differential cross section measurements	32
12	Constraints on charged anomalous triple gauge couplings	40
13	Summary	46
	The CMS collaboration	57

1 Introduction

Diboson production in proton-proton (pp) collisions at the LHC has a relatively large yield which, together with the high purity that can be achieved with multileptonic selections and their high sensitivity to variations in the standard model (SM) trilinear gauge couplings (TGCs), makes it a powerful experimental tool to study the properties of the electroweak (EWK) sector of the SM.

The associated production of a W and a Z boson (WZ) is particularly interesting because the process at tree level is completely dominated by $q\bar{q}'$ initial states, as illustrated in figure 1. As a result, the WZ process is especially sensitive to the parton distribution functions (PDFs) of the quarks and antiquarks. Additionally, WZ production can proceed

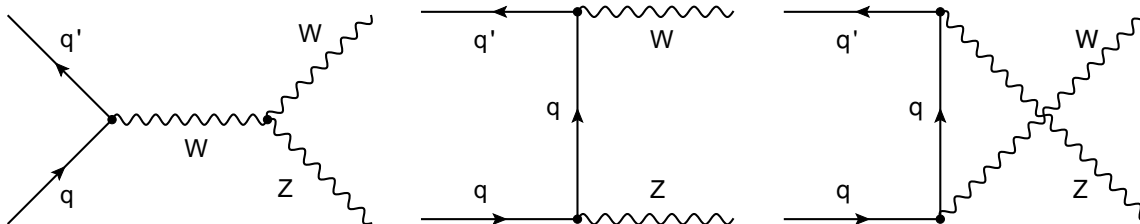


Figure 1. Feynman diagrams for resonant WZ production at leading order in proton-proton collisions. The contributions from the s channel (left), t channel (middle), and u channel (right) are shown. The contribution from the s channel proceeds through a TGC.

through the WWZ triple gauge coupling, so anomalous variations of the coupling would modify the WZ production cross section. As such, this process provides an invaluable probe to study possible variations of these SM parameters. The relatively large cross section of the WZ process makes it the dominant SM process in trilepton final states with low hadronic activity. The WZ process is therefore a relevant background in many searches for beyond-the-SM (BSM) physics in multileptonic final states. A precise understanding of the WZ process is therefore a key to the improvement of any of those searches.

A first attempt at the observation of candidate events for WZ production was performed by the UA1 collaboration at the CERN Sp \bar{p} S collider [1]. Multiple successful observations of WZ production, compatible with SM predictions, have been conducted in proton-antiproton collisions at $\sqrt{s} = 1.96$ TeV at the Fermilab Tevatron [2, 3] and also in pp collisions at the CERN LHC by the ATLAS [4–12] and CMS [13–22] collaborations.

The measurements presented in this document follow the procedures from the latest ATLAS [12] and CMS [22] publications, which contain inclusive and differential production cross sections using data taken at $\sqrt{s} = 13$ TeV with an integrated luminosity of approximately 36 fb^{-1} in each experiment. Anomalous triple gauge charged couplings were studied in this final state at this energy only by the CMS collaboration [22], whereas the first set of measurements of the gauge boson polarization in WZ production was reported by the ATLAS collaboration [12].

This paper is organised as follows. Section 2 contains a brief description of the CMS detector. Section 3 describes the data sets used for our measurements as well as the characteristics of the Monte Carlo (MC) simulations for all the predictions. Section 4 details the definition of physical objects used in the analysis. Section 5 describes the event selection applied to define several signal- or background-enriched regions of interest used throughout the paper. Section 6 explains the main SM background processes and the techniques used for their estimation. Section 7 includes a brief summary of the sources of uncertainty in the various measurements, as well as the correlation model needed to combine the results from different periods of data taking. Sections 8–12 contain the main results of the analysis: inclusive cross section, charge asymmetry measurement, boson polarization measurement, differential cross section, and the search for anomalous triple gauge couplings. A summary of the results is presented in section 13.

Tabulated results are provided in HEPData [23].

2 The CMS detector

The central feature of the CMS apparatus is a superconducting solenoid of 6 m internal diameter, providing a magnetic field of 3.8 T. Within the solenoid volume are a silicon pixel and strip tracker, a lead tungstate crystal electromagnetic calorimeter (ECAL), and a brass and scintillator hadron calorimeter, each composed of a barrel and two endcap sections. Forward calorimeters extend the pseudorapidity (η) coverage provided by the barrel and endcap detectors. Muons are detected in gas ionization chambers embedded in a steel flux return yoke that encompasses the solenoid.

Events of interest are selected using a two-tiered trigger system [24]. The first level, composed of custom hardware processors, uses information from the calorimeters and the muon detectors to select events at a rate of around 100 kHz within a latency of less than $4\,\mu\text{s}$. The second level, known as the high-level trigger, consists of a farm of processors running a version of the full event reconstruction software optimised for fast processing, and reduces the event rate to around 1 kHz before data storage.

A more detailed description of the CMS detector, together with a definition of the coordinate system used and the relevant kinematic variables, can be found in ref. [25].

3 Data and simulation samples

The following measurements are performed using pp collision data taken at $\sqrt{s} = 13\,\text{TeV}$ with the CMS detector during the 2016–2018 operation of the LHC, known as Run 2, corresponding to a total integrated luminosity of $137\,\text{fb}^{-1}$. The data are filtered to remove events that contain detector noise or spurious signals from noncollision origins [26].

Signal and background processes are simulated using several MC event generators. The POWHEG BOX (v2.0) [27–31] is used to produce the nominal estimation of selection efficiency and acceptance of the WZ signal, as well as to obtain predictions for the total inclusive cross section, charge asymmetry, differential cross section, and boson polarization. The signal process is generated at next-to-leading order (NLO) in perturbative quantum chromodynamics (QCD), with no additional partons at the matrix element level and with dynamic renormalization and factorization scales. An alternative WZ MC sample, used to cross-check the nominal results, is produced with the MADGRAPH5_aMC@NLO generator [32] with up to one additional parton at the matrix element level at NLO in QCD, using the FxFx merging scheme [33] and the associated factorization and renormalization scale definitions related to the FxFx merging. The version 2.4.2 (2.6.5) of MADGRAPH5_aMC@NLO is used for the simulation of the 2016 (2017 and 2018) data-taking periods. Both the POWHEG and MADGRAPH5_aMC@NLO MC use similar setup-dependent settings. Simulated samples corresponding to the 2016 data-taking period use the NNPDF30_nlo_as_0118 PDF set for the matrix element computation and are interfaced with PYTHIA v8.212 [34] for the modelling of the showering, hadronization, and underlying event processes using the NNPDF23_10_as_0130 PDF set and the CUETP8M1 tune [35]. Samples corresponding to the 2017 and 2018 data-taking periods use the NNPDF31_nnlo_hessian_pdfas set for

the matrix element generation and are similarly interfaced with PYTHIA v8.230 using the NNPDF31_nnlo_as_0118 PDF set and the CP5 tune [36].

The modelling of the various polarization effects is studied by reweighting the POWHEG simulation based on the generator-level polarization angles to produce samples with the behaviour of purely polarized ones. The modelling of the effects introduced by anomalous TGCs (aTGCs) is included through event reweighting [37] of the MADGRAPH5_aMC@NLO sample at leading-order (LO) QCD accuracy for multiple configurations of the different aTGC coefficients defined in the EWDIM6 Universal FEYNRULES Output model [38].

SM background processes are simulated at NLO in QCD using POWHEG for qq-initiated WW and ZZ production [30], whereas MADGRAPH5_aMC@NLO at NLO in QCD is used for the remaining diboson processes ($Z\gamma$, $W\gamma$, ZH , and WH), triboson production (WWW , WWZ , WZZ , ZZZ , and $WZ\gamma$), and associated production of top quarks with other SM particles ($t\bar{t}t\bar{t}$, $t\bar{t}W$, $t\bar{t}Z$, $t\bar{t}H$, $t\bar{t}\gamma$, and tZq), and MCFM v7.0 [39] at LO in QCD for the gluon-gluon loop-induced diboson processes (WW and ZZ). The cross sections of the latter are scaled to correspond to values computed at NLO in QCD with a 1.7 normalization factor [40]. Electroweak WZ production is simulated using MADGRAPH5_aMC@NLO at LO in QCD. Simulations of top quark pair ($t\bar{t}$) and of Drell-Yan production are not used for background estimations, but rather for comparisons with a data-driven estimate and are produced with MADGRAPH5_aMC@NLO at LO in QCD. In all cases, the matrix element generator is interfaced with PYTHIA v8 for the modelling of the showering, hadronization, and underlying event processes. The sets of PDFs used for the different steps of the generation of the different background MC samples in each of the data-taking periods match those described above for the nominal signal samples.

All MC events are passed through a detailed simulation of the CMS apparatus, based on GEANT4 [41], and are processed using the same version of the CMS event reconstruction software used for the data.

We computed fixed-order predictions for the fiducial and differential cross sections at next-to-NLO (NNLO) in perturbative QCD and NLO in EWK theory using the computational framework MATRIX v2.0.0.beta1 [42–45]. Predictions are obtained corresponding to several fixed orders of QCD and EWK corrections: NNLO in QCD with no EWK corrections, and a multiplicative combination of NNLO QCD and NLO EWK effects (NNLO QCD \times NLO EWK). The MATRIX framework uses amplitudes from OPENLOOPS v2.1.1 [46] and COLLIER v1.2.5 [47] and the q_T subtraction formalism described in refs. [48, 49]. The MATRIX setup features renormalization and factorization scales (*scales* in what follows) fixed to the mean of the W and Z boson peak masses and uses the central PDFs corresponding to the NNPDF31_nnlo_as_0118_luxqed set instead of the NNPDF31_nnlo_as_0118 set that we use for the POWHEG MC production in the 2017 and 2018 data-taking years. The slight difference is motivated by the inclusion of photon-induced processes that account for roughly 1% of the total cross section; these processes are required for a fully consistent NLO EWK computation and require themselves a set that provides the photon PDFs. We set the maximum uncertainty allowed for the numerical integration to 0.1% to remain a factor 20 under the typical uncertainties introduced by scale variations, while keeping reasonable running times for the differential cross section predictions. Separate computations

are carried out in four different final states characterized by their charge and lepton flavour compositions, namely $e^-e^+e^+$, $e^-e^+e^-$, $e^-e^+\mu^+$, and $e^-e^+\mu^-$. We then extrapolate the predictions to the full phase space assuming lepton flavour universality (i.e. assuming the predictions are the same when swapping electrons with muons and vice versa) in the W and Z boson decays.

4 Event reconstruction and object selection

Events are reconstructed using the particle-flow (PF) algorithm [50], which matches information from all CMS subdetectors to obtain a global description of the event content in terms of several objects, denoted PF candidates, classified in mutually exclusive categories: charged and neutral hadrons, photons, electrons, and muons.

Interaction vertices are identified by grouping tracks consistent with originating from the same location in the beam interaction region. Because of the presence of additional pp interactions, referred to as pileup (PU), the primary collision vertex needs to be chosen among several vertex candidates. The vertex with the largest value of summed physics-object squared transverse momentum p_T^2 is the primary one. In this context physics objects are jets, clustered using the jet finding algorithm [51, 52] on the tracks associated to each vertex, and the negative vector p_T sum of those jets, or associated missing transverse momentum.

Electrons are identified as charged particle tracks and potentially several energy deposits in the ECAL [53] that are matched to the extrapolation of a track and to additional bremsstrahlung photons consistent with being emitted along the path through the tracker material. The energy of electrons is measured from a combination of the track momentum estimated at the primary interaction vertex, the energy of the associated clusters in the ECAL, and the sum of all bremsstrahlung photons. All electrons in the analysis are required to pass minimal kinematic criteria of $p_T > 7 \text{ GeV}$ and $|\eta| < 2.5$. They are identified with a multivariate analysis (MVA) discriminant that combines observables describing the matching of the measurements in the tracker and the ECAL, the description of energy clusters in the ECAL, and the amount of bremsstrahlung radiation emitted during the propagation through the detector. The presence of electrons resulting from asymmetric photon conversions is reduced by requiring that their associated track has no missing hits in the innermost layers of the silicon tracker. An additional criterion that requires consistency among three independent measurements of the electron charge [53], is applied to ensure a good measurement of the electron charge, which is crucial in the charge asymmetry measurement. These three estimations are based on: (1) the curvature of the associated track inside the tracker; (2) the curvature of the whole track including the tracker and ECAL; (3) and the difference in ϕ angle between the vector joining the primary vertex with the first recorded deposition of the electron candidate in the tracker, and with its clustered energy deposits in the ECAL.

Muon candidates are reconstructed by combining the information from the tracking systems and the muon spectrometers in a global fit [54], which identifies the quality of the matching between the tracker and muon systems, and imposing minimal requirements

in the track behaviour. Muons are required to pass the kinematic selection requirements of $p_T > 5 \text{ GeV}$ and $|\eta| < 2.4$. As in the case of electrons, an additional identification requirement is imposed to reduce the probability of charge misassignment in muons by requiring the measured curvature of the muon to have less than 20% relative uncertainty. Electrons and muons are collectively referred to as light leptons.

An additional set of identification and isolation criteria is applied to define the restricted set of light leptons used in the analysis. This set of additional requirements targets a high selection efficiency for leptons from W, Z boson, and τ lepton decays (prompt leptons) while rejecting those coming from other sources (nonprompt leptons). Lepton isolation requirements are imposed following the same approach as for ref. [22]. The isolation of each lepton is defined as the scalar p_T sum of all photons, and charged and neutral hadrons in a cone of p_T dependent radius around the lepton's direction and subtracting the contributions from neutral particles originating from PU interactions. The size of this cone is defined by the relation $\Delta R(p_T(\ell)) \leq 10 \text{ GeV} / \min[\max(p_T(\ell), 50 \text{ GeV}), 200 \text{ GeV}]$ in (η, ϕ) space, which accounts for the increased particle collimation at high lepton energies. The separation ΔR in the plane spanned by the two angles is defined as $\Delta R = \sqrt{(\Delta\eta)^2 + (\Delta\phi)^2}$, where ϕ is the azimuthal angle in radians. The contributions from neutral particles originating from PU interactions are estimated based on the average spatial energy density due to PU interactions and the effective area covered by the isolation cone based on its position inside the detector. A minimal requirement on the lepton isolation relative to its $p_T < 0.4$ is applied. Leptons that pass the previous identification and isolation criteria are known as loose leptons.

An MVA discriminant that aims at separating the prompt and nonprompt contributions is further used to select high-quality prompt leptons. Its inputs are the charged and neutral components of the lepton isolation as previously described, the properties of particles reconstructed in close proximity to the lepton, and the impact parameter of the reconstructed lepton track in two and three dimensions. Further details on this MVA discriminant are also given in ref. [22]. These selection criteria are more relevant for electrons, for which the requirements on the MVA discriminant are tightened until their selection efficiency is around 50% of the muon efficiency. This is motivated by the need to achieve a radical reduction of the nonprompt lepton background, which would otherwise dominate the systematic uncertainties in the channel, while still retaining a sensible signal efficiency. Loose leptons that pass the requirements on this MVA discriminant are known as tight leptons.

Jets are reconstructed by applying the anti- k_T clustering algorithm [51, 52] with a distance parameter of 0.4 to the PF candidates. Charged hadrons that can be associated to nonprimary vertices are excluded from this clustering to remove PU contributions; the energy of these reconstructed jets is later corrected to subtract PU contributions originating from neutral components. Jets are required to have $p_T > 25 \text{ GeV}$ and $|\eta| < 2.5$, as well as to pass identification criteria designed to reduce noise effects from the calorimeter systems [55]. Jets that are separated from a final-state lepton by $\Delta R(\ell, j) < 0.4$ are rejected. Jets produced by the hadronization of b quarks (b jets) are tagged using the DEEPCSV algorithm [56]. The algorithm combines information from the secondary vertex

and track impact parameter from each jet constituent into a deep-learning discriminant providing information on what is the most likely flavour of origin of each jet. We use the “tight” working point of the DeepCSV algorithm, corresponding to a mistagging rate of light-flavoured quark and gluon jets of about 0.1% and a b tagging efficiency ranging from 40 to 60% depending on jet p_T and η as measured in the specific three-lepton phase space of the analysis. The usage of a looser working point was studied but deemed unsuccessful since it introduced systematic uncertainties in the signal prediction that were greater than the gain in background rejection.

The missing transverse momentum vector is computed as the negative vector-sum of the p_T vector of all PF objects selected in the event [57]. Type-1 corrections, which consist of the propagation of the calibrations associated to the jet energy estimations, are applied to the missing transverse momentum vector [58]. The magnitude of this vector is denoted as p_T^{miss} in the following sections.

5 Event selection

The data are selected with a combination of several single-lepton and dilepton triggers requiring the presence of one or two electrons and/or muons with loose identification and isolation criteria. The p_T criteria imposed by the trigger filters range of 24–27 GeV for muons and of 27–35 GeV for electrons in the single-lepton triggers, depending on the varying conditions of different data-taking periods. Dilepton triggers have relaxed p_T requirements, with the threshold varying depending on lepton flavour composition and data-taking period. Dielectron triggers have requirements of a p_T greater than 23 (12) GeV for the leading (subleading) lepton. For dimuon triggers this requirement is decreased to 17 (8) GeV for the leading (subleading) muon. In the case of electron plus muon triggers, the p_T value is required to be at least 23 (8 or 12) GeV for the leading lepton (subleading muon or electron).

All selected events must fulfil strict requirements designed to achieve a high-purity WZ signal region (SR) while retaining high statistical power. Several sideband regions are defined by inverting some of the SR requirements and are referred to as control regions (CRs). Each CR is designed to be dominated by one of the relevant background processes and is used to estimate the normalization of such process by including the CR into the multiple analysis fits. A summary of the definition of the SR and the multiple CRs is shown in table 1.

Events are required to have exactly three tight light leptons with at least one opposite-sign same-flavour (OSSF) pair. To exploit the kinematic properties of on-shell WZ production, a simple assignment algorithm is applied to select the two leptons from the Z boson decay (ℓ_{Z1} and ℓ_{Z2}) and the one from the W boson decay (ℓ_W). If only one OSSF lepton pair is found in the event, then the leptons that constitute it are tagged as ℓ_{Z1} and ℓ_{Z2} , whereas the different-flavour lepton is tagged as ℓ_W . If multiple OSSF pairs are found, the one with the closest invariant mass to the mass of the Z boson is selected to label the ℓ_{Z1} and ℓ_{Z2} . In both cases, ℓ_{Z1} and ℓ_{Z2} are assigned such that ℓ_{Z1} has the higher p_T . Once the leptons have been labelled, we impose additional p_T requirements to select them:

Region	N_ℓ	$p_T\{\ell_{Z1}, \ell_{Z2}, \ell_W, \ell_4\}$	N_{OSSF}	$ M(\ell_{Z1}, \ell_{Z2}) - m_Z $	p_T^{miss}	$N_{\text{b tag}}$	$\min(M(\ell\ell'))$	$M(\ell_{Z1}, \ell_{Z2}, \ell_W)$
SR	=3	$>\{25, 10, 25, -\}$ GeV	≥ 1	<15 GeV	>30 GeV	=0	>4 GeV	>100 GeV
CR-ZZ	=4	$>\{25, 10, 25, 10\}$ GeV	≥ 1	<15 GeV	—	=0	>4 GeV	>100 GeV
CR- $t\bar{t}Z$	=3	$>\{25, 10, 25, -\}$ GeV	≥ 1	<15 GeV	>30 GeV	>0	>4 GeV	>100 GeV
CR-conv	=3	$>\{25, 10, 25, -\}$ GeV	≥ 1	—	≤ 30 GeV	=0	>4 GeV	<100 GeV

Table 1. Requirements for the definition of the SR and the three different CRs designed to estimate the main background sources. The notation N_ℓ refers to the number of tight leptons, N_{OSSF} refers to the number of opposite-sign same-flavour lepton pairs, and $N_{\text{b tag}}$ refers to the number of b-tagged jets.

$\{p_T(\ell_{Z1}) > 25 \text{ GeV}, p_T(\ell_{Z2}) > 10 \text{ GeV}, p_T(\ell_W) > 25 \text{ GeV}\}$. This criterion is designed such that at least two leptons (ℓ_{Z1} and ℓ_W) will always be above the threshold for the most energetic lepton on all double lepton triggers, and all leptons pass the second, less strict threshold of such triggers. After this minimal selection, the proper leptons are assigned to their parent boson in 94% of the simulated WZ events. At this selection level, four different channels are defined, based on the possible physical flavour combinations of the tagged leptons ($\ell_{Z1} \ell_{Z2} \ell_W$): eee , $ee\mu$, $\mu\mu e$, and $\mu\mu\mu$. A final requirement on the minimal invariant mass of any lepton pair $\min(M(\ell, \ell')) > 4 \text{ GeV}$ is included to mirror the corresponding requirement included in the MC generation to ensure infrared safety and to avoid contributions from low mass resonances.

Additional selection criteria are applied to the SR to increase the purity of WZ events. First, we reduce the contribution of nonresonant processes by requiring the invariant mass of the ℓ_{Z1} and ℓ_{Z2} leptons to be consistent with that of the Z boson: $|M(\ell_{Z1}, \ell_{Z2}) - m_Z| < 15 \text{ GeV}$. A minimal requirement of $p_T^{\text{miss}} > 30 \text{ GeV}$ is included to decrease the contribution of dileptonic Z production with an associated nonprompt lepton. This minimal p_T^{miss} value is fixed to remove most events without genuine final state invisible particles while minimizing uncertainties related to the energy resolution for final state jets. The invariant mass of the trilepton system is required to be $M(\ell_{Z1}, \ell_{Z2}, \ell_W) > 100 \text{ GeV}$, effectively suppressing most of the peaking contribution from $Z\gamma$ production where the photon undergoes an asymmetric conversion producing a single additional final-state electron. The top quark background (mostly $t\bar{t}$ with a nonprompt lepton, $t\bar{t}Z$, or tZq) is reduced by vetoing events with at least one b-tagged jet. Finally, events with a fourth lepton passing looser identification criteria are vetoed to reduce the ZZ background in the SR.

The ZZ CR (CR-ZZ) is defined by inverting the fourth lepton veto included in the SR definition and dropping the p_T^{miss} requirement included in the SR definition to increase the ZZ acceptance in the CR. The fourth lepton is also required to pass the tight selection criteria and to have $p_T > 10 \text{ GeV}$. The remaining selection criteria from the SR are also applied, with the three leading leptons tagged following the same algorithm and used accordingly. Because of the high ZZ purity of the resulting phase space, we impose no additional condition on the invariant mass of the pair of leptons not tagged as ℓ_{Z1} and ℓ_{Z2} , nor on the presence of multiple OSSF pairs.

The $t\bar{t}Z$ CR (CR- $t\bar{t}Z$) targets $t\bar{t}Z$, $t\bar{t}W$, and tZq production and is obtained by inverting the b-tagged jet veto; the tagging algorithm and the other requirements are kept as in the SR definition.

The conversion CR (CR-conv) is defined by removing the $|M(\ell_{Z1}, \ell_{Z2}) - m_Z| < 15 \text{ GeV}$ requirement and inverting the trilepton invariant mass requirement to $M(\ell_{Z1}, \ell_{Z2}, \ell_W) < 100 \text{ GeV}$. Both modifications increase the presence of the process in which a photon is radiated by one of the final-state leptons in dileptonic Z decays, producing a typical trilepton resonance around the Z peak. To further increase the purity of $Z\gamma$ events in this phase space, the missing transverse momentum requirement is also inverted to $p_T^{\text{miss}} \leq 30 \text{ GeV}$.

6 Background estimation

The SM background processes that populate the SR phase space can be roughly categorized depending on whether or not all the final-state light leptons are prompt, following the definition of prompt leptons given in section 4. Processes in which one lepton does not fulfil this condition are called reducible backgrounds and are mostly due to Z +jets and $t\bar{t}$ production in which either one final-state b hadron decays leptonically or a jet is misidentified as a light lepton. The remaining background processes are collectively referred to as irreducible background, because they naturally produce final states with three or more leptons. The irreducible background is mostly composed of boson pair production or associated production of a $t\bar{t}$ pair with a W, Z, or H boson. Because of the dedicated lepton identification criteria, the contribution of the reducible background to the total yields in the SR amounts to 2.4%, and the irreducible background amounts to about 14%.

6.1 Reducible backgrounds

Although strongly suppressed by the tight quality criteria applied for the lepton identification, a nonzero contribution of nonprompt processes mainly comes from the misidentification of jets from Z +jets production, with some additional contributions from dileptonic $t\bar{t}$ decays. The total contribution of these processes to the SR is estimated using the *tight-to-loose* method detailed in ref. [59]. The probability $f(p_T, \eta)$ for a nonprompt loose lepton to pass the tight criteria is measured in a CR enriched in nonprompt leptons as a function of the p_T and η of the lepton. This CR is defined by requiring a single lepton with p_T greater than 10 GeV, and at least a reconstructed jet that is well separated from the lepton at $\Delta R(\ell, j) > 0.7$. Contributions from EWK processes are subtracted to obtain a pure nonprompt measurement region. Uncertainties due to the limited number of data events in the measurement region, as well as systematic uncertainties corresponding to the estimation of the subtracted prompt background, vary from 5 to 50%, depending on the lepton flavour, p_T , and η ; these uncertainties are propagated to the rest of the analysis.

For each specific selection in the analysis, we define a sideband, which is a specific application region (AR), starting from the same requirements as the selection, but additionally requiring that at least one of the leptons passes the loose identification criteria and fails the tight identification criteria. Events in the AR are categorized into eight different categories based on whether each of the leptons passes or not the tight selection criteria. The total number of events in each of these categories are denoted N_{LLL} , N_{LLT} , N_{LTL} , N_{TLL} , N_{LTT} , N_{TLT} , and N_{TTL} , where the subindex denotes whether the lepton is tight (T) or loose but not tight (L). Several auxiliary quantities are defined based on whether the

true origin of each of the lepton is prompt (P) or nonprompt (F): N_{FFF} , N_{FFP} , N_{FPP} , N_{PFF} , N_{FPP} , N_{PFP} , and N_{PPF} . Under the assumption that all prompt leptons are tight, the number of nonprompt events in the analysis selection (N_{TTT}) can be related to the previous quantities as:

$$\begin{cases} N_{TTT} = f_1 N_{FPP} + f_2 N_{PFP} + f_3 N_{PPF} + f_1 f_2 N_{FFP} + f_2 f_3 N_{PFF} + f_1 f_3 N_{FPP} + f_1 f_2 f_3 N_{FFF} \\ N_{TTL} = (1 - f_3) N_{PPF} + f_2 (1 - f_3) N_{PFF} + f_1 (1 - f_3) N_{FPP} + f_1 f_2 (1 - f_3) N_{FFF} \\ N_{TLT} = (1 - f_2) N_{PFP} + f_3 (1 - f_2) N_{PFF} + f_1 (1 - f_2) N_{FFP} + f_1 f_3 (1 - f_2) N_{FFF} \\ N_{LTT} = (1 - f_1) N_{FPP} + f_2 (1 - f_1) N_{FFP} + f_3 (1 - f_1) N_{FPP} + f_3 f_2 (1 - f_1) N_{FFF} \\ N_{TLL} = (1 - f_2) (1 - f_3) N_{PFF} + f_1 (1 - f_2) (1 - f_3) N_{FFF} \\ N_{LTL} = (1 - f_1) (1 - f_3) N_{FPP} + f_2 (1 - f_1) (1 - f_3) N_{FFF} \\ N_{LLT} = (1 - f_2) (1 - f_1) N_{FFP} + f_3 (1 - f_2) (1 - f_1) N_{FFF} \\ N_{LLL} = (1 - f_1) (1 - f_2) (1 - f_3) N_{FFF} \end{cases} \quad (6.1)$$

where $f_i = f(p_T(\ell_i), \eta(\ell_i))$ is the probability of the loose nonprompt lepton i to pass the tight criteria and i ranges from 1 to 3. N_{TTT} is then solved as a function of the yields on each of the categories inside the AR as:

$$\begin{aligned} N_{TTT} = & \frac{f_1}{1 - f_1} N_{LTT} + \frac{f_2}{1 - f_2} N_{TLT} + \frac{f_3}{1 - f_3} N_{TTL} + \frac{f_1 f_2 f_3}{(1 - f_1)(1 - f_2)(1 - f_3)} N_{LLL} \\ & - \frac{f_1 f_2}{(1 - f_1)(1 - f_2)} N_{LLT} - \frac{f_1 f_3}{(1 - f_1)(1 - f_3)} N_{LTL} - \frac{f_2 f_3}{(1 - f_2)(1 - f_3)} N_{TLL} \end{aligned} \quad (6.2)$$

The contamination in the AR caused by contributions with three prompt leptons is estimated from simulation and its effect is subtracted from the event yields N_{LLL} , N_{LLT} , N_{LTL} , N_{TLL} , N_{LTT} , N_{TLT} , and N_{TTL} . The uncertainties applied to the backgrounds and estimated from the simulation in the analysis are assumed for this prompt subtraction as well.

Since the region where the loose to tight probabilities are computed is enriched in nonprompt leptons from QCD multijet (*multijet* in the following) production, a possible bias in the measurement towards the jet flavour composition of multijet production might appear. The possible effect of a dependence of the probabilities on the flavour of the corresponding parent jet is estimated by performing the loose-to-tight estimation with probabilities measured in multijet and $t\bar{t}$ simulated events. These probabilities are used to apply the loose to tight method on Drell-Yan and $t\bar{t}$ simulated events at the SR level and compare the results, showing a slight underprediction from multijet-derived probabilities. We use the ratio between the $t\bar{t}$ and multijet prediction to correct the probabilities measured in data and we take the maximum of this correction across lepton flavours as an additional 30% normalization uncertainty in the nonprompt background.

6.2 Dominant irreducible backgrounds

The main irreducible backgrounds are ZZ production (around 6% of the yield in the SR), $t\bar{t}Z$ and tZq production (together 3.2% from both of the yields in the SR), and associated

production of a photon and other SM particles ($X\gamma$, corresponding to 1.5% of the yield in the SR). Each background contribution is estimated based on MC predictions and validated in its eponymous CRs described in section 5. Moreover, the normalizations of each of the previously described main irreducible backgrounds are considered unconstrained parameters. These parameters are fitted as parameters of interest in all the analysis fits discussed in the following sections. We refer to these parameters as free-floating parameters. To constrain them, distributions of key observables in several CRs dedicated to each of the major backgrounds are included into the extended likelihoods built for each of the presented results. All uncertainties included in the total inclusive cross section measurement, which are described in section 8, are also applied to these CRs.

The production of a Z boson pair is validated in the CR-ZZ for both quark-induced and gluon-induced initial states. The distributions of several variables — related to the different measurements performed in this paper — in the CR-ZZ are shown in figure 2. Small discrepancies are observed at the statistically depleted high jet multiplicity region. Its effects are not expected to affect any of the posterior measurements due to the low proportion of ZZ events expected at high jet multiplicity at the SR selection level.

The distribution of yields in flavour categories is included in the different fits described in this paper, with both ZZ background sources being allowed to float freely according to a single normalization parameter.

The b-jet-enriched CR- $t\bar{t}Z$ is especially sensitive to both $t\bar{t}Z$ and tZq production: both processes are therefore simultaneously estimated using data in this region. Residual contributions from $t\bar{t}W$ and $t\bar{t}H$ production are a factor of 20 smaller than $t\bar{t}Z$ and are grouped with $t\bar{t}Z$ into a group labelled $t\bar{t}X$ for plotting and fitting purposes. Contributions from the production of four top quarks and from the associated production of two top quarks plus two bosons are negligible in the measurement phase space. The agreement between data and predictions in this region is shown in figure 3. Good discrimination between $t\bar{t}X$ and tZq presence is found in the jet multiplicity distribution, which is therefore included in the different fits performed in this analysis. The $t\bar{t}X$ and tZq backgrounds are allowed to separately float freely in the fits of the analysis.

The $X\gamma$ background groups processes with: (1) a prompt photon produced in association with other SM particles that proceeds through an asymmetric conversion during interaction with the detector to produce a single detected final-state lepton; and (2) a virtual photon produced in association with a SM particle that converts into a lepton pair. At the SR level, this background is dominated by associated $Z\gamma$ production (around 99% of the expected events), which also abundantly populates CR-conv, with residual contributions from $W\gamma$, $t\bar{t}\gamma$, and $WZ\gamma$ production. The distributions of several relevant observables in the CR-conv are shown in figure 4. The distribution of yields in flavour categories in the CR-conv is included in the different fits described through the analysis, with the photon conversion background being allowed to float freely in the fits.

6.3 Other rare processes

Other SM processes contribute less than 1.2% to the yields in the SR and are directly estimated from simulation. These processes include: the associated production of a massive

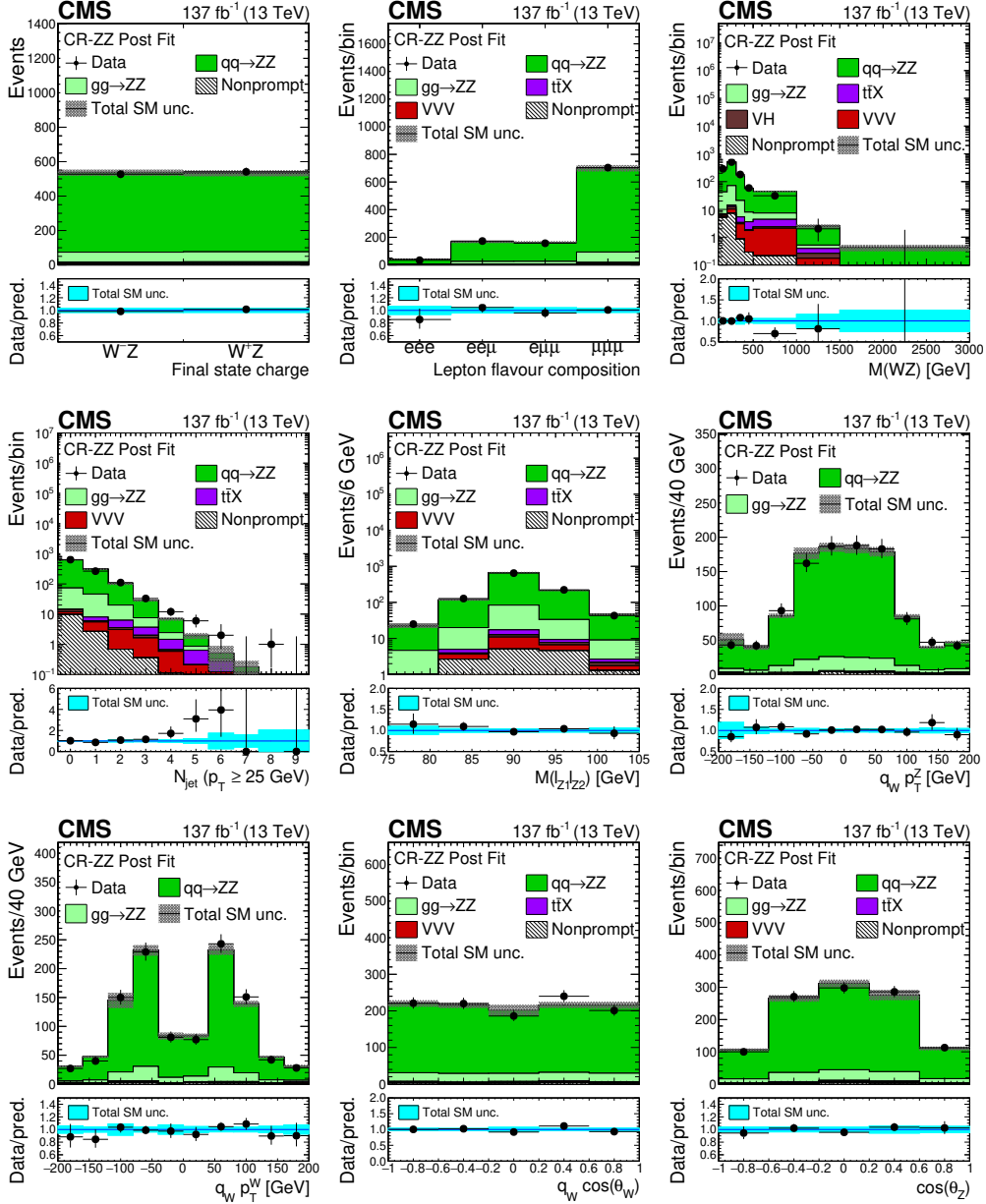


Figure 2. Distribution of observables in the ZZ control region evaluated with the uncertainties obtained after the signal extraction fit described in section 8. From left to right and top to bottom: charge of the system of the three leading leptons, their flavour distribution, invariant mass of the three lepton plus p_T^{miss} system, number of reconstructed jets, invariant mass of the leptonic pair with mass closest to that of the Z boson, reconstructed p_T of the Z boson times charge of the three leading lepton final state, reconstructed p_T of the W boson times final-state charge constructed with p_T^{miss} and the three leading lepton system, cosine of the polarization angle of the W boson multiplied by the boson charge, and cosine of the polarization angle of the Z boson. The polarization angles are described in section 10. The label $t\bar{t}X$ includes $t\bar{t}Z$, $t\bar{t}W$, and $t\bar{t}H$ production. The shaded band in the main plot area and the blue band in the ratio show the sum of uncertainties in the signal and background yields. The vertical bars attached to the data points show their associated statistical uncertainty. Underflows (overflows) are included in the first (last) bin shown for each distribution.

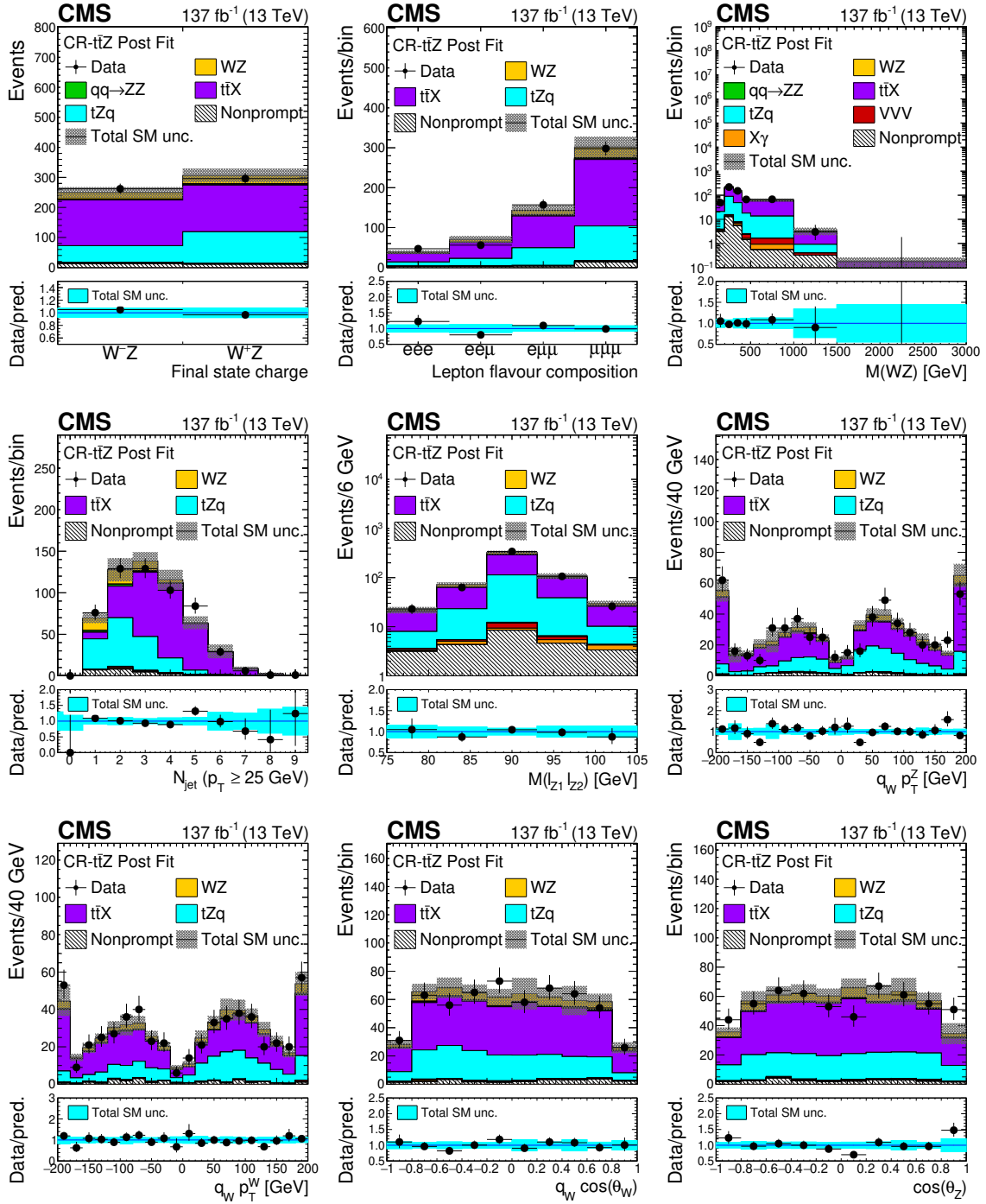


Figure 3. As in figure 2, for the distribution of observables in the $t\bar{t}Z$ control region.

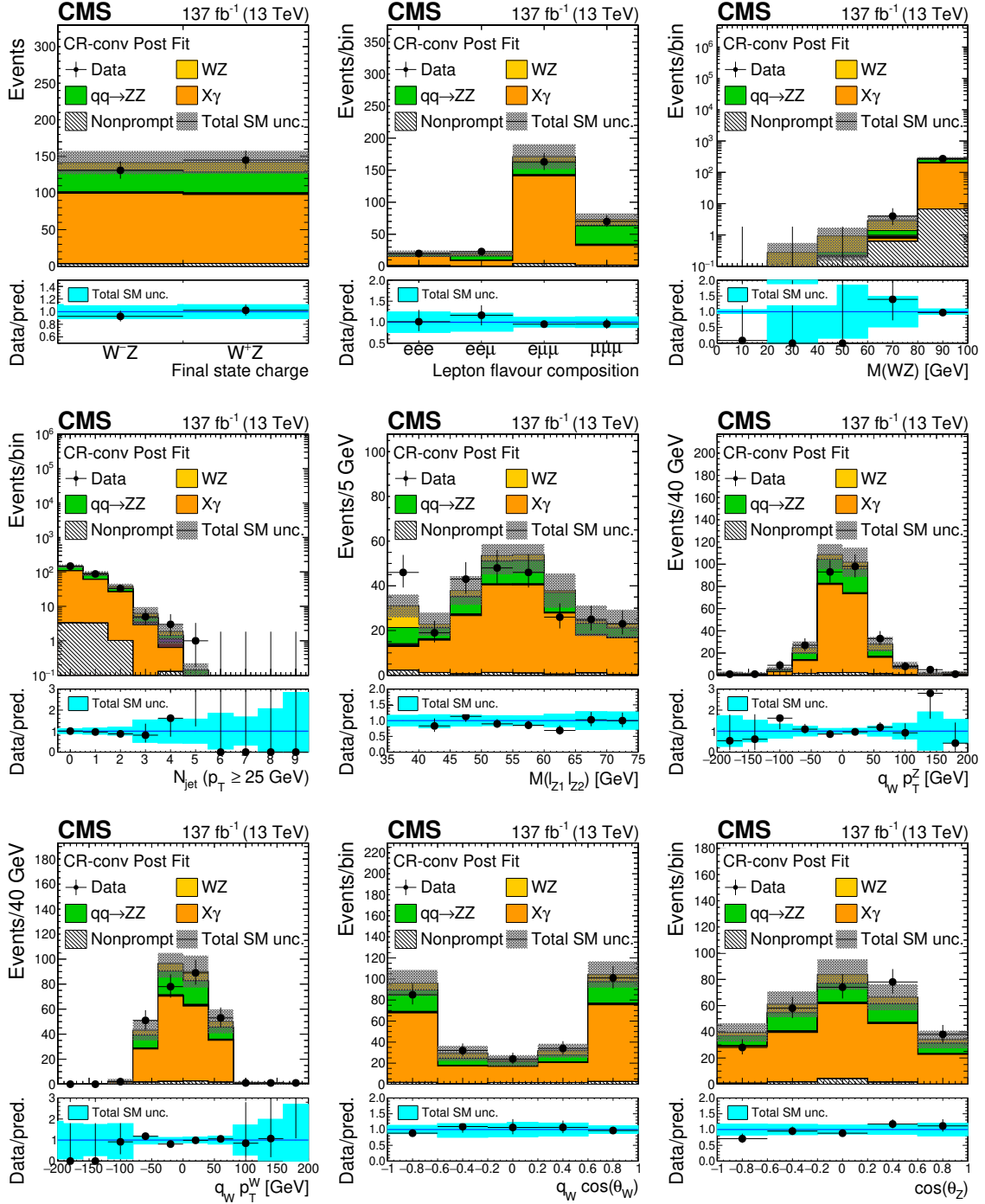


Figure 4. As in figure 2, for the distribution of observables in the conversion control region.

vector boson and a Higgs boson (VH); triboson production (VVV); and EWK production, through vector boson scattering, of WZ (WZ EWK).

7 Summary of sources of systematic uncertainty

The sources of systematic uncertainty affecting the analysis can be grouped into four types depending on their origin: (1) uncertainties associated with the normalization of the various background sources that are uncorrelated to other backgrounds; (2) uncertainties related to object identification, reconstruction, and energy scales that are typically correlated across all processes estimated from simulation; (3) uncertainties in the measurement of the integrated luminosity provided by the LHC that is correlated among all processes estimated from simulation; (4) uncertainties composed by modelling and theoretical details that affect only the WZ process.

The estimation of backgrounds for the different SM processes is described in detail in section 6. For those backgrounds that have a significant contribution to the signal-enriched regions — ZZ , $X\gamma$, $t\bar{t}Z$, and tZq — no additional normalization uncertainty is included since they are allowed to freely float in all the different fits of the analysis. Electroweak $WZjj$ production is assigned a 20% normalization uncertainty following the most recent CMS results on its cross section [60]. Similarly, VH production has an associated 25% uncertainty based on ref. [61]. Minor contributions of triboson (VVV) processes are assigned uncertainties of 50% [22]. The nonprompt lepton background has a 30% normalization uncertainty, which is derived from observed differences in the lepton misidentification probabilities derived from the QCD and $t\bar{t}$ samples, as described in section 6, as well as an uncertainty corresponding to the limited amount of data events and to systematic uncertainties in the prompt subtraction procedure in the nonprompt probabilities measurement region that varies in bins of p_T and η from 5 to 50%. All these uncertainties are considered correlated across different data-taking years.

Lepton identification and isolation criteria introduce a sizeable uncertainty in the final measurement because of the high lepton multiplicity in the SR. Lepton efficiencies are computed using the tag-and-probe technique [62]. Events with a pair of same flavour and opposite charge leptons with an invariant mass close to the Z peak are selected. One of the leptons is required to pass the tight selection criteria (tag) and the other only needs to pass the loose selection requirements (probe). The efficiency of the tight selection is then measured as the proportion of probe leptons passing the tight criteria. Signal and background yields are estimated with a fit of signal and background templates to the distribution of the dilepton invariant mass. Systematic uncertainties affecting this procedure are estimated through the variation of different parameters in the fitting templates as well as in the tag selection criteria. These uncertainties are applied in a two-dimensional (p_T, η) binning, with four bins in η between 0 and 2.5 and nine bins in p_T between 10 and 120 GeV, to take into account the different detector geometries and its response to different momentum ranges. Both efficiencies and their uncertainties are estimated separately for electrons and muons, averaging uncertainties of around 1.0% per electron and 0.7% per muon. The statistical component of these uncertainties, corresponding to the size of the data set in

which the tag-and-probe technique has been applied, is decorrelated across years, whereas all other components are considered correlated across years.

Uncertainties in the energy scale of the leptons introduce a smaller effect which induces variations in the lepton p_T . These variations amount to about 1% in p_T for the bulk of the leptons and increase up to 5% in the higher-energy regions ($p_T > 200$ GeV) targeted by the anomalous coupling search with effects in event yields that range from negligible to up to 5% depending on the kinematic regime considered. The effect of these uncertainties is considered separately for electrons and muons and correlated across years.

The efficiency of the trigger selection is measured in data selected using an unbiased set of p_T^{miss} triggers and only the requirement of three tight leptons passing the p_T requisites of the SR described in section 5. The total uncertainty of the trigger efficiency measurement is about 1%. This uncertainty is split into: a 0.5% component, correlated across years, for the estimated measurement bias in the selection of the data set; and an additional statistical component, ranging from 0.4 to 0.7% and originating from the limited size of this data set, which is uncorrelated across years. Since the central estimation of the trigger efficiency is quite high (over 99%), the Clopper-Pearson estimation [63] of the associated confidence interval leads to slightly asymmetric effects with around 0.2% more effect for downward variations in the yields because of this systematic effect.

Each of the reconstructed jets has an energy scale uncertainty of 2–10% depending on its p_T and η . Although no explicit use of reconstructed jets is made in most of the analysis, this uncertainty is propagated to the p_T^{miss} , causing a small effect in the total cross section. This uncertainty is split into a correlated and an uncorrelated component across years, grouping together different effects that intervene in the derivation of the jet energy corrections into a statistical and a systematic uncertainty.

The b tag veto requirement is affected by uncertainties in the efficiency of the b tagging procedure [56]. We minimize the effect of these uncertainties by choosing a tight anti-b tag requirement that leads to relatively smaller uncertainties than a looser one. This results in 1% final contributions in the SR. Those are split into the uncertainties in the tagging of heavy- and light-flavour jets and are both correlated across years.

The PU modelling uncertainty is evaluated considering variations of the PU profile by varying the total inelastic pp cross section up and down by 5% around its nominal value of 69.2 mb [64] and propagating the effect to all simulated samples. This uncertainty is correlated across years.

The measurement of the integrated luminosity provided by the LHC introduces an additional uncertainty into the analysis. The effects are estimated to range from 1.2 to 2.6% in the different data-taking years [65–67] and are separated into a correlated component, amounting to a 0.6–2.1% effect depending on the year, and a component uncorrelated across years. The overall sum across years accounts for roughly a 1.8% effect.

Uncertainties because of the variations of the PDFs and the factorization and renormalization scales are not included into the fits but rather included in the acceptance and efficiency factors when extrapolating the event yields to obtain results at the fiducial cross section level. The PDF uncertainties are estimated following the PDF4LHC recommendations [68] using the weighting approach to reproduce the effects of the different elements

of the PDF sets described in section 3 in the final measurements. Effects because of the choice of factorization (μ_F) and renormalization (μ_R) scales are evaluated by recomputing all measurements by independently varying both parameters by a factor of 2 up and down, constrained by requiring for the ratio of scales that $0.5 < \mu_R/\mu_F < 2$. The envelope of these six variations is taken as the estimated scale uncertainty.

Uncertainties related to the modelling of the parton shower for the WZ signal have been estimated separately for the initial- and final-state radiation (ISR and FSR) contributions by varying the associated energy scales in PYTHIA by a factor of $\sqrt{2}$, as implemented in PYTHIA v8 [69]. The FSR effects are overall negligible for all studies presented in the analysis. The size of the ISR uncertainties is under 0.2% for most analysis-level observables, except for the total jet multiplicity, in which they grow up to 20% for final states with seven or more reconstructed jets.

A summary of all experimental uncertainties, their effects on each of the combined measurements and each of the data-taking years, and the correlation scheme across years is reported in table 2.

8 Inclusive cross section measurement

All cross section measurements introduced in this section are performed in both the flavour-inclusive (combined) and the four flavour-exclusive (eee , $ee\mu$, $\mu\mu e$, and $\mu\mu\mu$) categories. A first motivation for this splitting is based on the fact that signal states with three leptons of the same flavour (eee and $\mu\mu\mu$) include additional contributions to the production modes because of the additional interference contributions from diagrams exchanging same flavour final state leptons. This leads to slightly higher cross sections than in channels with mixed flavours. At the same time, further splitting the final states into different lepton flavour compositions leads to both the possibility of analyzing possible anomalies in the lepton flavour universality in the W and Z decays, and of studying possible experimental biases in the determination of electron and muon efficiencies.

The yields for the WZ process in the SR are obtained in the exclusive (inclusive) case from a maximum-likelihood fit to the total yields (distribution of yields into flavour channels) extended to all three data-taking years and the distributions in the CRs described in section 6. The normalization of the WZ process is a free-floating parameter in the fit, and the systematic uncertainties described in section 7 are included as nuisance parameters with Gaussian priors that are correlated across SR and CRs. As described in section 6, the normalizations of the four main irreducible backgrounds are allowed to float as free parameters in the fit. Figures 5 and 6 contain several kinematic distributions using the values of all nuisance parameters after the fit to the distribution of yields across flavour channels. The event yields per process and flavour channel after the fit are shown in table 3.

These results are extrapolated to a fiducial region (FR) defined at particle level to detach the cross section measurements from detector resolution and efficiency effects. The FR is defined by requiring the presence of exactly three generator-level light final-state leptons not coming from leptonic τ decays and within the detector acceptance ($|\eta| < 2.5$) with at least one OSSF lepton pair. These leptons are dressed by adding the momenta of

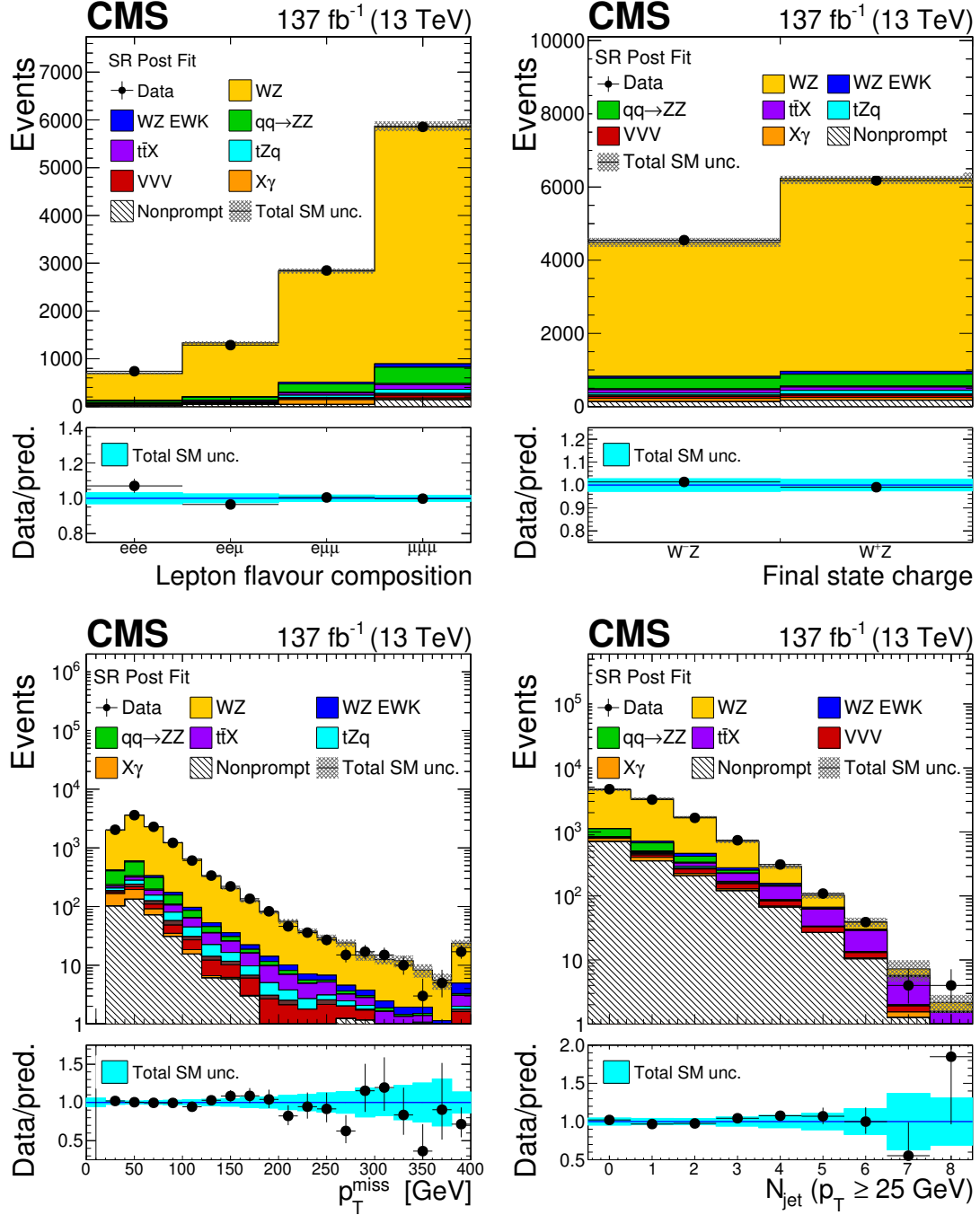


Figure 5. Distributions of observables in the SR after the combined fit to all data-taking years and flavour final states: flavour composition of the three-lepton final state (top left), sum of charge of the final-state leptons (top right), missing transverse momentum (bottom left), and number of reconstructed jets with p_T greater than 25 GeV (bottom right). The label $X\gamma$ includes $Z\gamma$, $W\gamma$, $t\bar{t}\gamma$, and $WZ\gamma$ production. The label $t\bar{t}X$ includes $t\bar{t}Z$, $t\bar{t}W$, and $t\bar{t}H$ production. The shaded band in the main plot area and the blue band in the ratio show the sum of uncertainties in the signal and background yields. The vertical bars attached to the data points show their associated statistical uncertainty. Underflows (overflows) are included in the first (last) bin shown for each distribution.

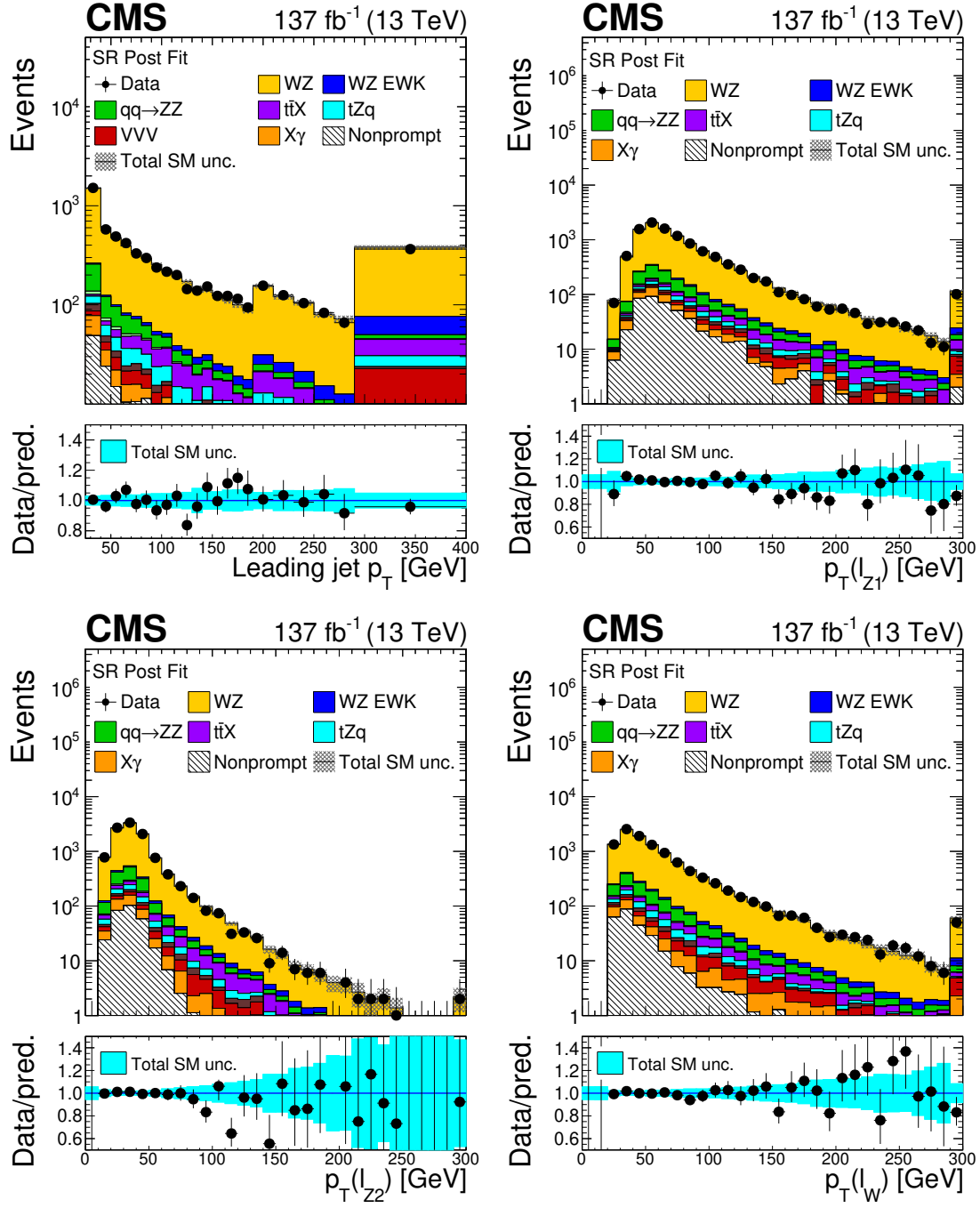


Figure 6. As in figure 5, for: p_T of the leading jet with no p_T requirements (top left), transverse momentum of the ℓ_{Z1} lepton (top right), transverse momentum of the ℓ_{Z2} lepton (bottom left) and transverse momentum of the ℓ_W lepton (bottom right).

Source	2016%	2017%	2018%	Correlation scheme	Processes
Electron efficiency	0–3.3	0–3.0	0–2.8	Partially correlated	All MC
Muon efficiency	0–2.4	0–2.1	0–2.0	Partially correlated	All MC
Electron energy scale	0–5	0–5	0–5	Correlated	All MC
Muon energy scale	0–5	0–5	0–5	Correlated	All MC
Trigger efficiency	−1.0/ + 0.6	−0.7/ + 0.6	−0.7/ + 0.6	Partially correlated	All MC
Jet energy scale	0.9	0.7	1.1	Partially correlated	All MC
b tagging	1.0	0.7	0.9	Correlated	All MC
b mistagging	0.5	0.4	0.3	Correlated	All MC
Pileup	0.9	0.8	0.8	Correlated	All MC
ISR	0.2–20	0.2–20	0.2–20	Correlated	WZ
Nonprompt shape	5–50	5–50	5–50	Correlated	Nonprompt
Nonprompt norm.	30	30	30	Correlated	Nonprompt
VVV norm.	50	50	50	Correlated	VVV
VH norm.	25	25	25	Correlated	VH
WZ EWK norm.	20	20	20	Correlated	WZ EWK
ZZ	Free	Free	Free	Correlated	ZZ
t \bar{t} Z norm.	Free	Free	Free	Correlated	t \bar{t} X
tZq norm.	Free	Free	Free	Correlated	tZq
X γ norm.	Free	Free	Free	Correlated	X γ
Integrated luminosity	1.2	2.3	2.5	Partially correlated	All MC
Statistical uncertainties	By bin	By bin	By bin	Uncorrelated	All MC
Theoretical (PDF + scale)	0.9	0.9	0.9	Correlated	WZ

Table 2. Summary of the uncertainties in the analysis, their relative effect for each of the data-taking years, the correlation scheme followed, and which processes are affected by them. Uncertainties related to experimental measurements of efficiencies and energy scales are presented as percentages of the predicted signal yield. Uncertainties related to normalization of specific background processes are described as percentages of the yield of each process or as free if the process is freely floating in the fits. Lepton-related uncertainties are shown as a range as most measurements of the analysis are split in flavour channels, with which the size of these uncertainties is strongly correlated. Systematic uncertainties with an asymmetric effect are marked with a / separating the upwards and downwards variations.

generator-level photons within a cone of $\Delta R(\ell, \gamma) < 0.1$ to their momenta and are then assigned to the W and Z bosons following the algorithm described in section 5. Once assigned, the lepton kinematic properties are required to fulfil several criteria mimicking the SR requirements. First, they must have minimum p_T of $p_T(\ell_{Z1}) > 25$ GeV, $p_T(\ell_{Z2}) > 10$ GeV, and $p_T(\ell_W) > 25$ GeV. Furthermore, the invariant mass of the pair associated with the Z boson is required to be within the Z boson mass peak, $60 < M(\ell_{Z1}\ell_{Z2}) < 120$ GeV. Infrared safety in the same-flavour final states is guaranteed by mimicking the criteria applied in the POWHEG simulation by rejecting events containing an OSSF lepton pair with an invariant mass below 4 GeV. Finally, the invariant mass of the trilepton system must

Process	eee	ee μ	$\mu\mu e$	$\mu\mu\mu$	Inclusive
Nonprompt	19 ± 8	48 ± 16	45 ± 15	143 ± 39	255 ± 46
ZZ	42.9 ± 1.4	73 ± 7	188 ± 6	363 ± 10	668 ± 15
X γ	25 ± 3	5.5 ± 0.9	98 ± 10	33 ± 4	161 ± 11
t \bar{t} X	12.6 ± 1.3	24 ± 3	47 ± 5	98 ± 11	181 ± 13
VVV	8 ± 3	14 ± 6	30 ± 12	60 ± 24	111 ± 28
VH	3.1 ± 0.6	8.7 ± 1.6	19 ± 4	37 ± 7	68 ± 8
tZq	11.2 ± 1.9	21 ± 4	45 ± 8	88 ± 16	165 ± 19
WZ EWK	8.5 ± 1.3	16 ± 2	35 ± 5	72 ± 11	132 ± 12
Total background	130 ± 10	211 ± 20	507 ± 26	894 ± 54	1741 ± 64
WZ	561 ± 15	1122 ± 24	2328 ± 39	4974 ± 82	8985 ± 95
Total expected	691 ± 18	1333 ± 28	2835 ± 43	5868 ± 89	10726 ± 95
Observed	739	1286	2849	5855	10729

Table 3. Expected and observed yields after the combined fit for the relevant SM processes in the SR of the analysis in each of the different lepton flavour combinations for all the data taking years. Total uncertainties affecting each process are included at their postfit values next to the predicted yields.

satisfy the requirement $M(\ell_{Z1}, \ell_{Z2}, \ell_W) > 100 \text{ GeV}$. Efficiencies (ϵ) of the SR selection over the FR one are computed for the flavour-exclusive and flavour-inclusive channels using the nominal POWHEG and alternative MADGRAPH5_aMC@NLO WZ samples, resulting in a good overall agreement. In each flavour-exclusive channel, the lepton flavour requirements are also imposed at the fiducial level. The efficiency measurements are used to extrapolate the SR yields to a measurement of the fiducial cross section (σ_{fid}),

$$\sigma_{\text{fid}}(\text{pp} \rightarrow \text{WZ}) = \frac{N_{\text{WZ}}^{\text{SR}}}{\epsilon \mathcal{L}} f_{\tau}, \quad (8.1)$$

where \mathcal{L} is the total collected integrated luminosity and N_{WZ} is the postfit yield for the WZ process. The last term, f_{τ} , accounts for the proportion of nonfiducial signal events in the SR due to leptonic τ decays that need to be subtracted from the observed signal events. It is evaluated as $f_{\tau} = N_{\text{fid}}^{\text{SR}}/N_{\text{all}}^{\text{SR}}$, using the nominal MC samples to count the total number of events passing the SR selection ($N_{\text{all}}^{\text{SR}}$) and those that pass the SR selection and the fiducial one ($N_{\text{fid}}^{\text{SR}}$). All the analysis uncertainties are set to their postfit values and propagated to this measurement.

A total region (TR) is defined to provide a measurement of the WZ production cross section without any detector acceptance requirements. The only requirement applied for the TR is the presence of three leptons, including taus, and with at least an OSSF pair within the Z boson mass peak $60 \text{ GeV} < M(\ell_{Z1}, \ell_{Z2}) < 120 \text{ GeV}$, as well as a low-mass

Quantity	eee	ee μ	$\mu\mu e$	$\mu\mu\mu$	Inclusive
Efficiency	0.0507 ± 0.0006	0.1044 ± 0.0008	0.2166 ± 0.0011	0.4582 ± 0.0013	0.2074 ± 0.0005
Acceptance	0.0447 ± 0.0001	0.0448 ± 0.0001	0.0448 ± 0.0001	0.0446 ± 0.0001	0.1789 ± 0.0002
f_τ	0.950 ± 0.002	0.952 ± 0.001	0.946 ± 0.001	0.948 ± 0.001	0.949 ± 0.001

Table 4. Efficiencies, acceptances, and proportion of fiducial signal events in the SR for the combined selection and each of the considered flavour channels separately, as determined using the POWHEG WZ MC sample. Uncertainties are statistical only. Note that while the fiducial region is defined separately per flavour, and thus the inclusive efficiency is a weighted average of the per channel ones, the TR is always flavour-inclusive: the inclusive acceptance is therefore by definition the sum of the ones split by category.

cutoff for any OSSF pair at 4 GeV to retain infrared safety, following the previous definition used in ref. [22]. The acceptance factor (\mathcal{A}) from the TR to the FR is computed with the nominal and alternative WZ MC samples, yielding $<0.5\%$ differences in all flavour categories. This quantity is used to extrapolate the measurements from the SR to compute the total production cross section (σ_{tot}) as

$$\sigma_{\text{tot}}(\text{pp} \rightarrow \text{WZ}) = \frac{N_{\text{WZ}}^{\text{SR}}}{B(\text{W} \rightarrow \ell\nu)B(\text{Z} \rightarrow \ell'\ell')\mathcal{A}\epsilon\mathcal{L}} f_\tau, \quad (8.2)$$

where the leptonic branching fractions of the W and Z bosons are introduced to extrapolate the result from the multileptonic final state to the inclusive WZ decays. This calculation of the inclusive cross section accounts for the $<1\%$ difference between $\sigma(\text{pp} \rightarrow \text{WZ} \rightarrow \text{eee}\nu)$ and $\sigma(\text{pp} \rightarrow \text{WZ} \rightarrow \text{ee}\mu\nu)$ cross sections due to lepton exchange interference, by adding the different contributions separately, rather than assuming that they are equal.

The branching fraction values are taken from current world averages [70]. The efficiency, acceptance, and proportion of nonfiducial signal events in the SR measurements for each of the flavour-exclusive and flavour-inclusive channels are presented in table 4. The effect of systematic uncertainties due to PDFs and scales are included into the measurement through the efficiency and acceptance computations.

The measured values of the fiducial cross section in the flavour-inclusive and flavour-exclusive final states, as well as the prediction from POWHEG at NLO in QCD and MATRIX at NNLO in QCD, are shown in table 5, where the observed data favour the NNLO predictions. A similar conclusion can be derived from the results at the total cross section level that are reported numerically in table 6 and shown in figure 7 (left). These results are consistent with those obtained previously by the ATLAS [12] and CMS [22] collaborations. The relative uncertainty of the measurement in the combined category has been reduced to 4% from the 5 and 6% obtained in these earlier results.

The effects from each source of uncertainty in each of the flavour-inclusive and flavour-exclusive cross section measurements are shown in table 7. The values of the free-floating parameters in the combined fit corresponding to each of the individual backgrounds are: $r_{\text{ZZ}} = 1.06 \pm 0.06$, $r_{\text{t}\bar{\text{t}}\text{Z}} = 1.02 \pm 0.12$, $r_{\text{tZq}} = 1.35 \pm 0.30$, and $r_{\text{X}\gamma} = 0.95 \pm 0.11$.

Category (Source)	Fiducial cross section
eee (POWHEG)	$62.5^{+2.4}_{-2.0}$ (scale) ± 0.9 (PDF) fb
eee (MATRIX, NNLO QCD)	$76.8^{+1.8}_{-1.6}$ (scale) fb
eee (MATRIX, NNLO QCD \times NLO EWK)	$75.3^{+1.7}_{-1.5}$ (scale) fb
eee (Measured)	78.6 ± 4.1 (stat) ± 3.3 (syst) ± 1.4 (lumi) ± 0.7 (theo) fb
ee μ (POWHEG)	$62.5^{+2.4}_{-2.0}$ (scale) ± 0.9 (PDF) fb
ee μ (MATRIX, NNLO QCD)	$75.3^{+1.8}_{-1.6}$ (scale) fb
ee μ (MATRIX, NNLO QCD \times NLO EWK)	$73.8^{+1.7}_{-1.5}$ (scale) fb
ee μ (Measured)	71.3 ± 2.9 (stat) ± 2.6 (syst) ± 1.3 (lumi) ± 0.7 (theo) fb
$\mu\mu e$ (POWHEG)	$62.5^{+2.4}_{-2.0}$ (scale) ± 0.9 (PDF) fb
$\mu\mu e$ (MATRIX, NNLO QCD)	$75.3^{+1.8}_{-1.6}$ (scale) fb
$\mu\mu e$ (MATRIX, NNLO QCD \times NLO EWK)	$73.8^{+1.7}_{-1.5}$ (scale) fb
$\mu\mu e$ (Measured)	74.8 ± 1.9 (stat) ± 2.1 (syst) ± 1.4 (lumi) ± 0.7 (theo) fb
$\mu\mu\mu$ (POWHEG)	$62.5^{+2.4}_{-2.0}$ (scale) ± 0.9 (PDF) fb
$\mu\mu\mu$ (MATRIX, NNLO QCD)	$76.8^{+1.8}_{-1.6}$ (scale) fb
$\mu\mu\mu$ (MATRIX, NNLO QCD \times NLO EWK)	$75.3^{+1.7}_{-1.3}$ (scale) fb
$\mu\mu\mu$ (Measured)	74.9 ± 1.4 (stat) ± 1.9 (syst) ± 1.4 (lumi) ± 0.7 (theo) fb
Inclusive (POWHEG)	$250.0^{+9.7}_{-8.0}$ (scale) ± 3.5 (PDF) fb
Inclusive (MATRIX, NNLO QCD)	$304.2^{+7.3}_{-6.5}$ (scale) fb
Inclusive (MATRIX, NNLO QCD \times NLO EWK)	$298.1^{+6.9}_{-6.3}$ (scale) fb
Inclusive (Measured)	298.9 ± 4.8 (stat) ± 7.7 (syst) ± 5.4 (lumi) ± 2.7 (theo) fb

Table 5. Measured fiducial cross sections and their corresponding uncertainties for the flavour-exclusive and flavour-inclusive categories. The predictions from both POWHEG at NLO in QCD and LO EWK as well as several ones obtained from MATRIX (NNLO QCD, NNLO QCD \times NLO EWK) are also included.

Category or source	Total cross section
POWHEG	$42.5^{+1.6}_{-1.4}$ (scale) ± 0.6 (PDF) pb
MATRIX, NNLO QCD	$51.2^{+1.2}_{-1.0}$ (scale) pb
MATRIX, NNLO QCD \times NLO EWK	$50.7^{+1.1}_{-1.0}$ (scale) pb
eee (Measured)	53.2 ± 2.7 (stat) ± 2.3 (syst) ± 1.1 (lumi) ± 0.5 (theo) pb
ee μ (Measured)	48.1 ± 1.7 (stat) ± 1.8 (syst) ± 1.1 (lumi) ± 0.4 (theo) pb
$\mu\mu e$ (Measured)	50.6 ± 1.3 (stat) ± 1.5 (syst) ± 1.1 (lumi) ± 0.5 (theo) pb
$\mu\mu\mu$ (Measured)	50.8 ± 1.0 (stat) ± 1.5 (syst) ± 1.1 (lumi) ± 0.5 (theo) pb
Combined (Measured)	50.6 ± 0.8 (stat) ± 1.5 (syst) ± 1.1 (lumi) ± 0.5 (theo) pb

Table 6. Measured total cross sections and their corresponding uncertainties for the flavour-exclusive and flavour-inclusive categories. The predictions from both POWHEG at NLO in QCD and LO EWK as well as several ones obtained from MATRIX (NNLO QCD, NNLO QCD \times NLO EWK) are also included.

Source	Combined	eee	ee μ	$\mu\mu e$	$\mu\mu\mu$
Electron efficiency	0.6	3.2	1.8	0.9	—
Muon efficiency	1.2	—	0.5	1.0	1.5
Electron energy scale	0.1	0.3	0.1	0.1	0.0
Muon energy scale	0.1	0.0	0.0	0.1	0.1
Trigger efficiency	0.7	0.7	0.8	0.7	0.7
Jet energy scale	0.9	0.8	0.7	1.0	0.9
b tagging	1.6	1.8	1.7	1.8	1.6
Pileup	0.9	1.0	1.2	0.8	0.7
ISR	0.2	0.2	0.2	0.2	0.2
Nonprompt normalization	0.6	0.7	0.8	0.6	0.7
Nonprompt shape	1.0	1.2	1.0	0.9	0.9
VVV normalization	0.5	0.6	0.5	0.5	0.5
VH normalization	0.2	0.1	0.2	0.2	0.2
WZ EWK normalization	0.2	0.2	0.2	0.2	0.2
ZZ normalization	0.3	0.3	0.3	0.3	0.3
$t\bar{t}Z$ normalization	0.3	0.4	0.4	0.4	0.3
tZq normalization	0.4	0.4	0.4	0.4	0.4
$X\gamma$ normalization	0.2	0.5	0.1	0.5	0.1
Total systematic uncertainties	2.8	4.3	3.7	3.0	3.0
Integrated luminosity	2.1	2.2	2.2	2.1	2.1
Statistical uncertainty	1.5	5.0	3.4	2.5	2.0
PDF+scale	0.9	0.9	0.9	0.9	0.9

Table 7. Summary of postfit effects of each uncertainty source in the total WZ cross section measurement separated by flavour categories. Values are given in percentage contribution to the cross section uncertainty. For the scale and PDF uncertainties that are not included in the fit, the effect on the acceptance measurements is shown.

9 Charge asymmetry measurement

Because of the nature of pp colliders, WZ production at the LHC includes a sizeable asymmetry between the different charged final states. This asymmetry can be traced directly back to the behaviour of the up and down quark PDFs, since the LO WZ production mechanism is qq-initiated. A precise estimation of this asymmetry is, therefore, by itself a handle to probe into the nature of the proton structure as well as to further test the EWK sector of the SM.

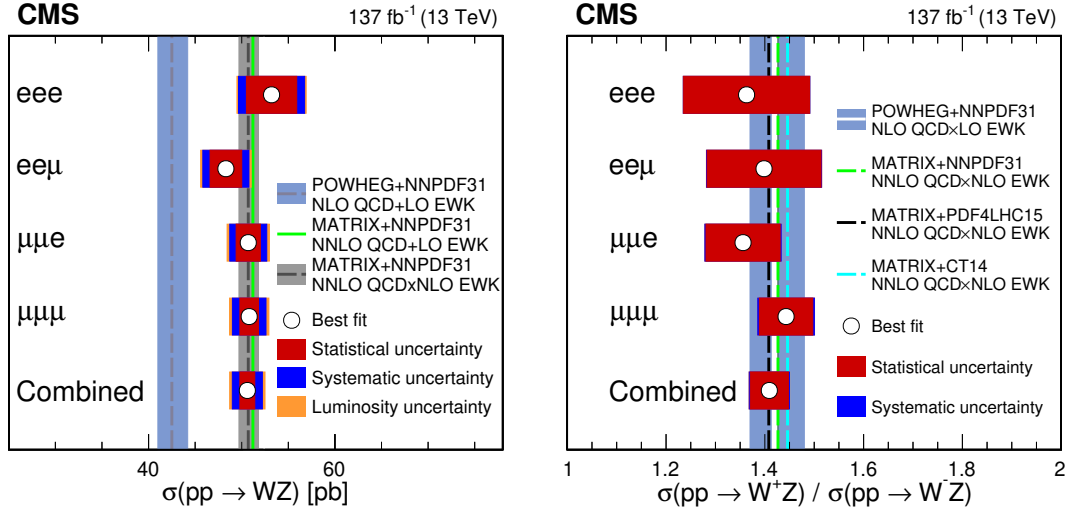


Figure 7. Total WZ production cross section (left) and charge asymmetry ratio (right) for each of the flavour-exclusive and flavour-inclusive categories. The shaded vertical bands show the theoretical predictions from POWHEG (light blue) and MATRIX (grey). For each of the measurements, the best fit value is denoted with a white point and three main groups of uncertainties (statistical, systematic and luminosity) are denoted as differently coloured (red, blue, and orange) bands with each one being added quadratically on top of the previous one. For the charge asymmetry ratio both POWHEG and MATRIX predictions are close to exact agreement, leading to the blue and grey lines to overlap in the plot. Predictions obtained using MATRIX and several central replicas of different PDF sets are also shown as individual lines in the figure.

We define the charge asymmetry in WZ production as the ratio of cross sections at the fiducial level:

$$A_{WZ}^{+-} = \frac{\sigma_{\text{fid}}(\text{pp} \rightarrow W^+Z)}{\sigma_{\text{fid}}(\text{pp} \rightarrow W^-Z)}. \quad (9.1)$$

The fiducial cross sections for each charged final state are computed following the approach described in section 8. The yields at the SR level are now computed by repeating a similar set of fits for the flavour-inclusive and flavour-exclusive cases. The same distributions as in the charge-inclusive measurements are split into positive and negative bins and are fitted simultaneously — so that the correlation scheme of nuisances is conserved — while letting both the total cross section and the ratio of positive to negative yields float independently. The distributions in the CRs are included into the fit with each of the main SM backgrounds being allowed to float freely as described for the inclusive cross section fit. The A_{WZ}^{+-} quantity is then computed from the individual fiducial cross section measurements taking into account the correlation matrix between them to properly propagate the effect of the different analysis uncertainties to the measurement of A_{WZ}^{+-} . Such correlation matrix includes the correlation between the fitted signal yields plus theoretical uncertainties included in the efficiency measurement, which are assumed to be completely correlated between the positive and negative final states.

Category	Fiducial cross section
eee^+ (POWHEG)	$36.7_{-0.9}^{+1.3}$ (scale) ± 0.7 (PDF) fb
eee^+ (MATRIX, NNLO QCD)	$45.2_{-0.9}^{+1.1}$ (scale) fb
eee^+ (MATRIX, NNLO QCD \times NLO EWK)	$44.3_{-0.9}^{+1.0}$ (scale) fb
eee^+ (Measured)	49.3 ± 3.4 (stat) ± 1.9 (syst) ± 1.0 (lumi) ± 0.5 (theo) fb
$ee\mu^+$ (POWHEG)	$36.7_{-0.9}^{+1.3}$ (scale) ± 0.7 (PDF) fb
$ee\mu^+$ (MATRIX, NNLO QCD)	$44.3_{-0.9}^{+1.0}$ (scale) fb
$ee\mu^+$ (MATRIX, NNLO QCD \times NLO EWK)	$43.3_{-0.9}^{+1.0}$ (scale) fb
$ee\mu^+$ (Measured)	41.5 ± 1.9 (stat) ± 1.6 (syst) ± 0.9 (lumi) ± 0.4 (theo) fb
$\mu\mu e^+$ (POWHEG)	$36.7_{-0.9}^{+1.3}$ (scale) ± 0.7 (PDF) fb
$\mu\mu e^+$ (MATRIX, NNLO QCD)	$44.3_{-0.9}^{+1.0}$ (scale) fb
$\mu\mu e^+$ (MATRIX, NNLO QCD \times NLO EWK)	$43.3_{-0.9}^{+1.0}$ (scale) fb
$\mu\mu e^+$ (Measured)	43.1 ± 1.4 (stat) ± 1.5 (syst) ± 0.9 (lumi) ± 0.4 (theo) fb
$\mu\mu\mu^+$ (POWHEG)	$36.7_{-0.9}^{+1.3}$ (scale) ± 0.7 (PDF) fb
$\mu\mu\mu^+$ (MATRIX, NNLO QCD)	$45.2_{-0.9}^{+1.1}$ (scale) fb
$\mu\mu\mu^+$ (MATRIX, NNLO QCD \times NLO EWK)	$44.3_{-0.9}^{+1.0}$ (scale) fb
$\mu\mu\mu^+$ (Measured)	44.3 ± 1.0 (stat) ± 1.5 (syst) ± 1.0 (lumi) ± 0.4 (theo) fb
Inclusive (+) (POWHEG)	$146.9_{-4.7}^{+5.7}$ (scale) ± 2.1 (PDF) fb
Inclusive (+) (MATRIX, NNLO QCD)	$179.0_{-3.8}^{+4.3}$ (scale) fb
Inclusive (+) (MATRIX, NNLO QCD \times NLO EWK)	$175.3_{-3.7}^{+4.1}$ (scale) fb
Inclusive (+) (Measured)	175.9 ± 3.0 (stat) ± 5.6 (syst) ± 3.6 (lumi) ± 1.7 (theo) fb

Table 8. Measured fiducial cross sections and their corresponding uncertainties for each of the individual flavour categories, as well as for their combination, for positively charged final states. The predictions from both MATRIX (at NNLO QCD and NNLO QCD \times NLO EWK) and POWHEG (at NLO QCD) are also included.

The results for the flavour-exclusive and flavour-inclusive categories are shown in figure 7 (right) and agree with predictions at both NLO and NNLO in QCD, which in turn agree between themselves. The choice of PDFs has a sizeable effect on the charge-asymmetry prediction because of the sensitivity of the WZ process to the PDF of the light quarks. When deriving the uncertainty due to the PDFs, the envelope of the predictions obtained with the CT14 [71] and MMHT2014 [72] PDF sets is therefore added on top of the uncertainty obtained from the standard computation with the nominal PDF set, which amounts to an overall 1.1% uncertainty in the asymmetry measurement. In the experimental measurement, nearly all systematic uncertainties cancel out in the ratio, leading to a measurement completely dominated by the statistical uncertainty. The corresponding fiducial cross sections measured for each W boson charge are shown in tables 8 and 9. The values obtained for the A_{WZ}^{+-} quantity for each channel are detailed in table 10. These results are consistent with those obtained previously by the ATLAS [12] and CMS [22] collaborations. The relative uncertainty of the measurement in the combined category has been reduced to 2.5% from the 3.7 and 4.3% obtained in these earlier results.

Category	Fiducial cross section
eee^- (POWHEG)	$25.8^{+0.9}_{-0.6}$ (scale) ± 0.6 (PDF) fb
eee^- (MATRIX, NNLO QCD)	$31.6^{+0.8}_{-0.7}$ (scale) fb
eee^- (MATRIX, NNLO QCD \times NLO EWK)	$31.0^{+0.7}_{-0.6}$ (scale) fb
eee^- (Measured)	36.2 ± 3.3 (stat) ± 1.4 (syst) ± 0.7 (lumi) ± 0.3 (theo) fb
$ee\mu^-$ (POWHEG)	$25.8^{+0.9}_{-0.6}$ (scale) ± 0.6 (PDF) fb
$ee\mu^-$ (MATRIX, NNLO QCD)	$31.0^{+0.8}_{-0.7}$ (scale) fb
$ee\mu^-$ (MATRIX, NNLO QCD \times NLO EWK)	$30.4^{+0.7}_{-0.6}$ (scale) fb
$ee\mu^-$ (Measured)	29.7 ± 1.7 (stat) ± 1.1 (syst) ± 0.6 (lumi) ± 0.3 (theo) fb
$\mu\mu e^-$ (POWHEG)	$25.8^{+0.9}_{-0.6}$ (scale) ± 0.6 (PDF) fb
$\mu\mu e^-$ (MATRIX, NNLO QCD)	$31.0^{+0.8}_{-0.7}$ (scale) fb
$\mu\mu e^-$ (MATRIX, NNLO QCD \times NLO EWK)	$30.4^{+0.7}_{-0.6}$ (scale) fb
$\mu\mu e^-$ (Measured)	31.8 ± 1.4 (stat) ± 1.1 (syst) ± 0.6 (lumi) ± 0.3 (theo) fb
$\mu\mu\mu^-$ (POWHEG)	$25.8^{+0.9}_{-0.6}$ (scale) ± 0.6 (PDF) fb
$\mu\mu\mu^-$ (MATRIX, NNLO QCD)	$31.6^{+0.8}_{-0.7}$ (scale) fb
$\mu\mu\mu^-$ (MATRIX, NNLO QCD \times NLO EWK)	$31.0^{+0.7}_{-0.6}$ (scale) fb
$\mu\mu\mu^-$ (Measured)	30.7 ± 0.9 (stat) ± 1.0 (syst) ± 0.7 (lumi) ± 0.3 (theo) fb
Inclusive $(-)$ (POWHEG)	$103.1^{+4.0}_{-3.3}$ (scale) ± 1.4 (PDF) fb
Inclusive $(-)$ (MATRIX, NNLO QCD)	$125.2^{+4.3}_{-3.8}$ (scale) fb
Inclusive $(-)$ (MATRIX, NNLO QCD \times NLO EWK)	$122.8^{+4.1}_{-3.7}$ (scale) fb
Inclusive $(-)$ (Measured)	124.8 ± 2.7 (stat) ± 4.0 (syst) ± 2.5 (lumi) ± 1.1 (theo) fb

Table 9. Measured fiducial cross sections and their corresponding uncertainties for each of the individual flavour categories, as well as for their combination, for negatively charged final states. The predictions from both MATRIX (at NNLO QCD and NNLO QCD \times NLO EWK) and POWHEG (at NLO QCD) are also included.

Category	Asymmetry ratio
POWHEG	$1.42^{+0.06}_{-0.05}$ (PDF+scale)
MATRIX (NNLO QCD)	$1.428^{+0.002}_{-0.002}$ (scale)
MATRIX (NNLO QCD \times NLO EWK)	$1.427^{+0.002}_{-0.002}$ (scale)
eee (Measured)	1.36 ± 0.13 (stat) ± 0.01 (syst) ± 0.01 (lumi)
$ee\mu$ (Measured)	1.40 ± 0.12 (stat) ± 0.02 (syst) ± 0.01 (lumi)
$\mu\mu e$ (Measured)	1.36 ± 0.08 (stat) ± 0.02 (syst) ± 0.01 (lumi)
$\mu\mu\mu$ (Measured)	1.44 ± 0.05 (stat) ± 0.02 (syst) ± 0.01 (lumi)
Inclusive (Measured)	1.41 ± 0.04 (stat) ± 0.01 (syst) ± 0.01 (lumi)

Table 10. Measured ratios of fiducial cross sections and their corresponding uncertainties for each of the individual flavour categories, as well as for their combination. The predictions from both MATRIX (at NNLO QCD and NNLO QCD \times NLO EWK) and POWHEG (at NLO QCD) are also included.

9.1 Consistency of the charge asymmetry measurement with PDF sets

As expected, the choice of PDFs produces relatively large variations of the predicted values for the charge asymmetry. The consistency of this measured quantity with the different sets is studied by following the procedure introduced in ref. [73]. The result is further studied in terms of the possibility of including its information into further constraints to our knowledge of the PDFs using the Bayesian reweighting technique [56, 73, 74] to provide an estimation of the sensitivity introduced by these new data.

The consistency of the measurement with the PDF sets is computed following ref. [73] as the p -value

$$p = \frac{1}{N_r} \sum_{j=1}^{N_r} Q_1 \left(\frac{(A_{WZ}^{+-} - A_{WZ}^{+-,j})^2}{\delta^2(A_{WZ}^{+-})} \right), \quad (9.2)$$

where N_r is the number of replicas in a MC PDF set, Q_1 is the quantile function of a χ^2 with one degree of freedom, $A_{WZ}^{+-,j}$ is the asymmetry ratio predicted by PDF replica j , and $\delta^2(A_{WZ}^{+-})$ is the uncertainty in the asymmetry measurement. We find good consistency of the measurement with the NNPDF30_nlo_as0118 set with a one-sided p -value of 74.7%. The Bayesian reweighting technique proposes the computation of per-replica posterior weights that can be computed in our case as

$$w_j = \frac{\exp \left(-\frac{(A_{WZ}^{+-} - A_{WZ}^{+-,j})^2}{2\delta^2(A_{WZ}^{+-})} \right)}{\sum_{i=1}^{N_r} \exp \left(-\frac{(A_{WZ}^{+-} - A_{WZ}^{+-,i})^2}{2\delta^2(A_{WZ}^{+-})} \right)} \quad (9.3)$$

and effectively act as weights on the regions of the PDF phase space covered by each replica. A given high-level quantity Z can then be computed with and without the weights and its values across replicas Z_i can be used to estimate the amount of information that is gained through the inclusion of the asymmetry ratio data

$$\langle Z \rangle_{\text{prefit}} = \frac{1}{N_r} \sum_{j=1}^N Z_j \quad \langle Z \rangle_{\text{postfit}} = \sum_{j=1}^N w_j Z_j. \quad (9.4)$$

The posterior weights obtained via the Bayesian reweighting procedure are shown in figure 8 (left) and show a particular sensitivity to several PDFs that especially modify the asymmetry prediction. As an example of how this measurement improves our knowledge of the PDFs, the asymmetry ratio predictions are computed with the prefit and postfit (weighted) PDF set and displayed in figure 8 (right). Applying this Bayesian reweighting procedure reduces the final PDF uncertainty in the expected value of the charge asymmetry by about 10% as shown in figure 8 (right).

10 Estimation of boson polarization fractions

The polarization of the massive vector bosons is largely dependent on their production mechanism. In particular, processes in which a scalar boson — either the SM Higgs boson

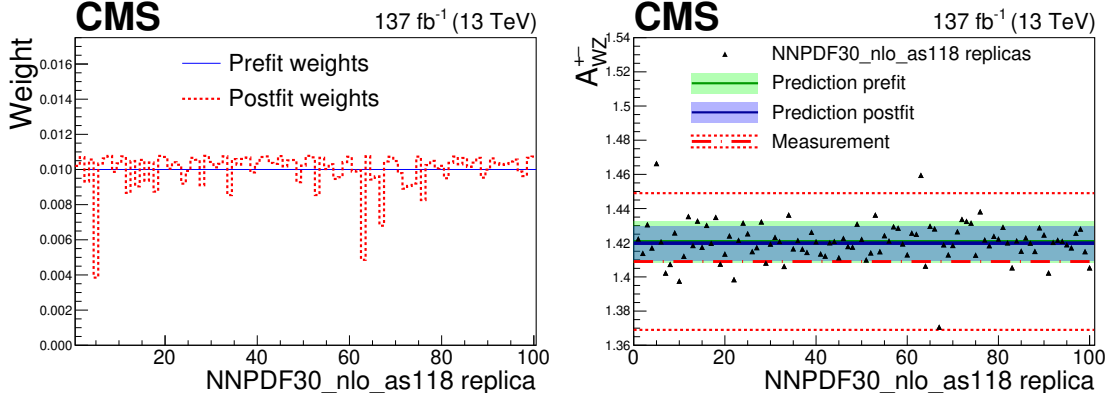


Figure 8. (Left) Weights associated with each PDF replica in the NNP30_nlo_as118 set before (blue) and after (red) the Bayesian reweighting technique is applied based on the charge asymmetry ratio measurement. (Right) Predictions and updated predictions (using the posterior weights) of the charge asymmetry ratio in WZ production using the nominal POWHEG sample with the NNP30_nlo_as118 PDF set. The central green line gives the nominal predicted values, the shaded bands include the total uncertainty of the PDF set computed using the sample variance of the predictions obtained with each replica, and the triangles are the individual replica predictions. The red dashed and dotted lines are the measured value and uncertainties of the analysis. The blue bands show the predicted central value and uncertainties obtained after the Bayesian reweighting procedure.

or a possible new particle — decays into a vector boson pair tend to yield higher proportions of longitudinally polarized vector bosons, whereas nonresonant diboson production tends to originate mostly from transverse polarizations. Anomalies in the boson spin observables in WZ production could lead to an indirect discovery of new physics and point towards BSM properties of the EWK couplings.

The W (Z) polarization angle θ_W (θ_Z) is defined as the angular distance between the momenta of the W (Z) boson and the (negatively) charged lepton from its primary decay. At Born level, the differential WZ cross section with respect to the cosine of the polarization angle can be directly related to the fraction of transversely (left L or right R) and longitudinally (0) polarized bosons through the analytic relations given by refs. [75, 76]:

$$\frac{1}{\sigma} \frac{d\sigma}{d \cos \theta_W^\pm} = \frac{3}{8} \left\{ [1 \mp \cos(\theta_W^\pm)]^2 f_L^W + [1 \pm \cos(\theta_W^\pm)]^2 f_R^W + 2 \sin^2(\theta_W^\pm) f_0^W \right\}, \quad (10.1)$$

and

$$\frac{1}{\sigma} \frac{d\sigma}{d \cos \theta_Z} = \frac{3}{8} \left\{ [1 + \cos^2(\theta_Z) - 2c \cos(\theta_Z)] f_L^Z + [1 + \cos^2(\theta_Z) + 2c \cos(\theta_Z)] f_R^Z + 2 \sin^2(\theta_Z) f_0^Z \right\}, \quad (10.2)$$

where f_L^W , f_R^W , and f_0^W (f_L^Z , f_R^Z , and f_0^Z) are a set of observables collectively referred to as polarization fractions. The different signs in the W polarization formula refer to W^+ and W^- production. The extra constant c in the Z polarization relation arises because of the coupling of the Z boson to fermions of different chiralities, and is defined as $c = (c_L^2 - c_R^2)/(c_L^2 + c_R^2)$, where $c_L = -(1/2) + \sin^2(\theta_{\text{eff}})$ and $c_R = \sin^2(\theta_{\text{eff}})$ are the vector

and axial-vector couplings of the Z boson to leptons [77], and θ_{eff} is the effective weak mixing angle. The effective weak mixing angle is set to the current world average of $\sin^2(\theta_{\text{eff}}) = 0.23121$ [70].

The polarization state of massive vector bosons directly relates to the projection of their spin over their momentum and is therefore intrinsically frame-dependent. This property is inherited by the polarization fractions, which themselves are well-defined quantities only once the reference frame is fixed. In this section, results are shown in terms of the helicity (HE) frame, as defined in ref. [78]. In the HE frame the polarization angle is measured between the momentum of the decay lepton in the rest frame of the massive boson and the momentum of its parent particle in the laboratory frame.

The relations described by eqs. (10.1) and (10.2) describe the differential cross sections only when no kinematic requirements are applied to the decay products of the W and Z bosons. Since measured data are limited by the detector acceptance and trigger thresholds, this condition is not fulfilled, thus rendering impossible any direct extraction of the parameters from a fit to a quadratic distribution. Instead, the signal extraction procedure is based on the separation of the WZ process into the three different polarization components (left, right, and longitudinal) based on the generator-level information. The nominal WZ sample is split into three exclusive ones, one for each polarization fraction. Events in the sample are then weighted based on the generator-level $\cos(\theta_W)$ ($\cos(\theta_Z)$) distributions to match the expected quadratic dependence associated with the corresponding polarization state. The corresponding expected polarization fractions needed to perform this weighting are extracted from an analytical fit of the $\cos(\theta_W)$ ($\cos(\theta_Z)$) distributions with no kinematic requirements applied, as depicted in figure 9. These results for the expected polarization fractions have been cross-checked using an alternative derivation based on the mean and quadratic mean values of the $\cos(\theta_W)$ ($\cos(\theta_Z)$) quantity in the samples, showing consistent results within the uncertainties presented in the figure. The low p -value for the positively charged $\cos(\theta_W)$ fit originates from a fluctuation in the 2016 MC sample. Using these weighted samples, simulation-based templates of the $\cos(\theta_W)$ ($\cos(\theta_Z)$) distributions at the reconstruction level for each of the polarization states are produced to model each of the polarized final-state contribution.

The polarization measurements are provided separately for the W and Z bosons, following a similar procedure. Since the polarization in the two different charged states can be different, results are derived following the same procedure also in the two possible charged final states independently. The cosine of the θ_W (θ_Z) polarization angle is computed with the reconstructed-level quantities by building the boson four-momenta from the reconstructed and tagged final-state leptons. Although the Z boson the computation is straightforward, the W boson reconstruction requires a dedicated procedure. The $p_{\text{T}}^{\text{miss}}$ vector is used as a proxy for the neutrino three-momentum; the longitudinal component of said three-momentum is solved for by fixing the reconstructed W mass to the current world-average for m_W [70] and the total neutrino energy is computed assuming it to be massless. In cases where two real solutions are compatible with the W mass constrain, the one resulting in a lower magnitude of the longitudinal momentum of the neutrino is chosen. If both solutions are complex, their real part is chosen instead. We have found

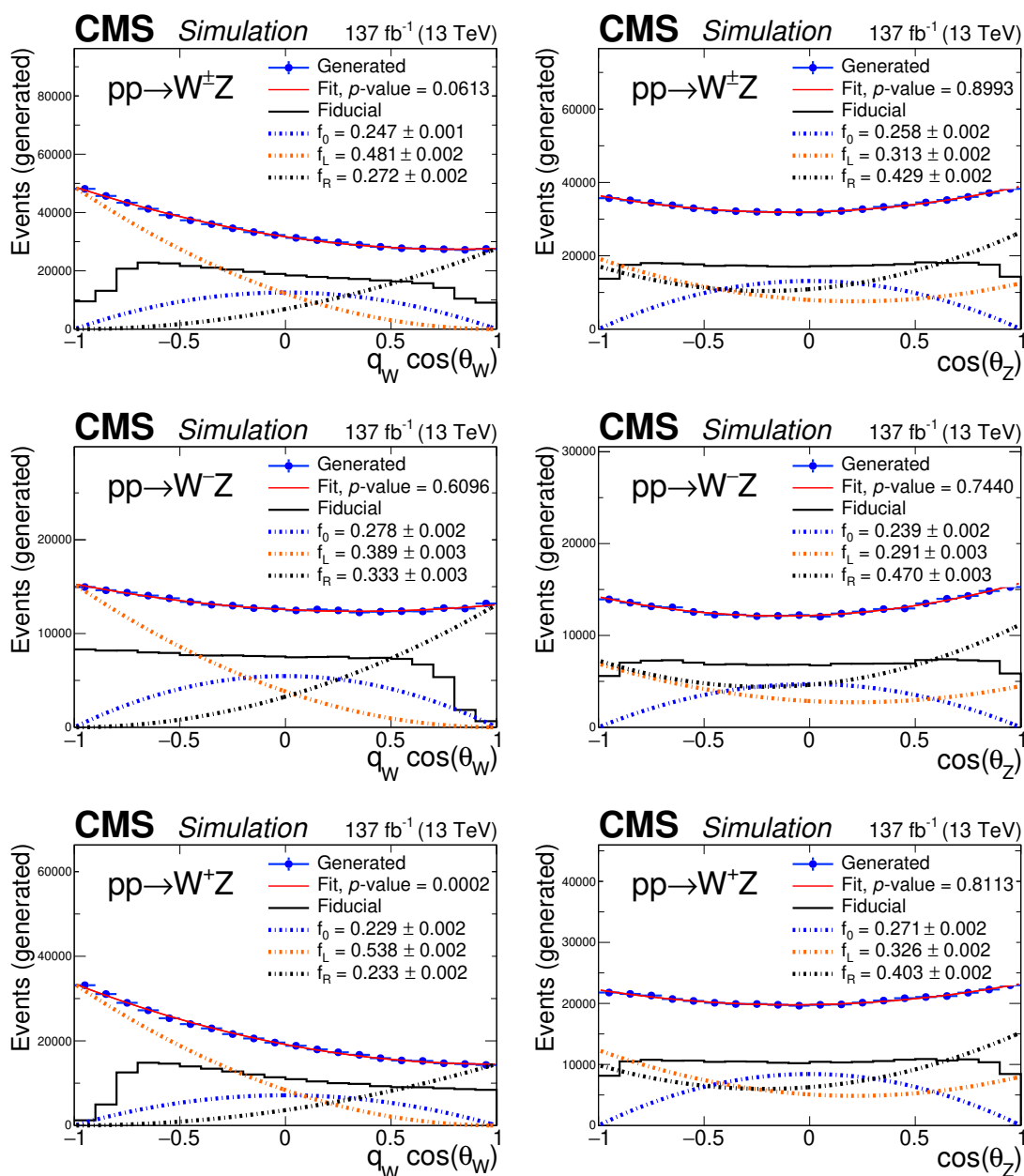


Figure 9. Distribution of the cosine of the polarization angle in the helicity frame at the generator level for the nominal signal sample: from left to right, W and Z bosons; from top to bottom, total (inclusive) final state, negatively charged final state, and positively charged final state. For the W boson, the cosine of the polarization angle is multiplied by the W boson charge (q_W). The blue points are the MC predictions in the total phase space, with vertical bars representing the overall MC statistical uncertainty. The solid red line shows the best quadratic fit to the MC prediction, and the different dashed lines each of the polarization components obtained in the fit. The solid black line shows the distribution of the same variable restricted to the fiducial phase space, showing how kinematic requirements break the quadratic dependence of the differential cross section. The p -value, obtained from a χ^2 test, is included in the legend.

that this procedure reproduces the original W boson four-momentum slightly better than just ignoring completely the longitudinal momentum of the neutrino, with the linear correlation between the generated and reconstruction level longitudinal momentum increasing from 45 to 50%. The distributions of the cosine of both polarization angles are shown in figure 10. The differences observed between the distributions of signal events shown in figure 10 and the corresponding fiducial distributions shown in figure 9 arise from both the detector resolution in the reconstruction of the W and Z bosons and the limitations of this reconstruction method. These effects are significantly bigger for the cosine of θ_W than for the other kinematic variables. For the cosine of θ_W , the limited resolution in the measurement of p_T^{miss} and the necessary additional constraints to solve for the longitudinal moment of the neutrino produce significant migrations from regions of high $|\cos(\theta_W)|$.

A joint extended binned likelihood is built for each of the distributions shown in figure 10 corresponding to each possible charged final state or lepton flavour. In each case, the different CRs are included in the fit as described in previous sections. All sources of systematic uncertainty described in section 7 are included as nuisance parameters in the likelihood function. In principle, each of the polarization templates should be allowed to float freely according to a dedicated parameter representing nonnormalized polarization fractions. However, because of the normalization constraint $f_L + f_R + f_0 = 1$, the polarization fractions are not independent. We therefore choose a suitable independent basis of two parameters (f_0 and $f_{LR} = f_L - f_R$) to parametrize the normalization effects. A further common normalization free-floating parameter representing any possible variation of the total cross section multiplies the yields of all polarization states, as well as the residual WZ contributions in the CRs of the analysis. One-dimensional confidence intervals (CI) for each polarization fraction are estimated by scanning the values of each polarization parameter, while considering the others as unconstrained nuisance parameters that are profiled in the fit. The predictions and observed results for the W and Z boson polarizations are shown in table 11. A two-dimensional confidence region for both polarization parameters is shown in figure 11. The results point towards near complete decorrelation between the measurements of the longitudinal and transverse polarization components for both boson flavours.

A final measurement is the determination of the significance for the presence of longitudinally polarized bosons. This significance is computed over the hypothesis of a SM with transverse polarization only, starting from the same likelihood construction as in the confidence region derivation. The measurement shows the presence of longitudinally polarized Z bosons, at a significance level way above the five standard deviations observation threshold; we also observe the presence of longitudinally polarized W bosons with an observed (expected) significance of 5.6 (4.3) standard deviations. This constitutes the first observation of longitudinally polarized W bosons in the WZ channel.

11 Differential cross section measurements

Differential cross section measurements provide easily accessible results for different high-level variables, free from detector reconstruction effects in certain cases. As such, they

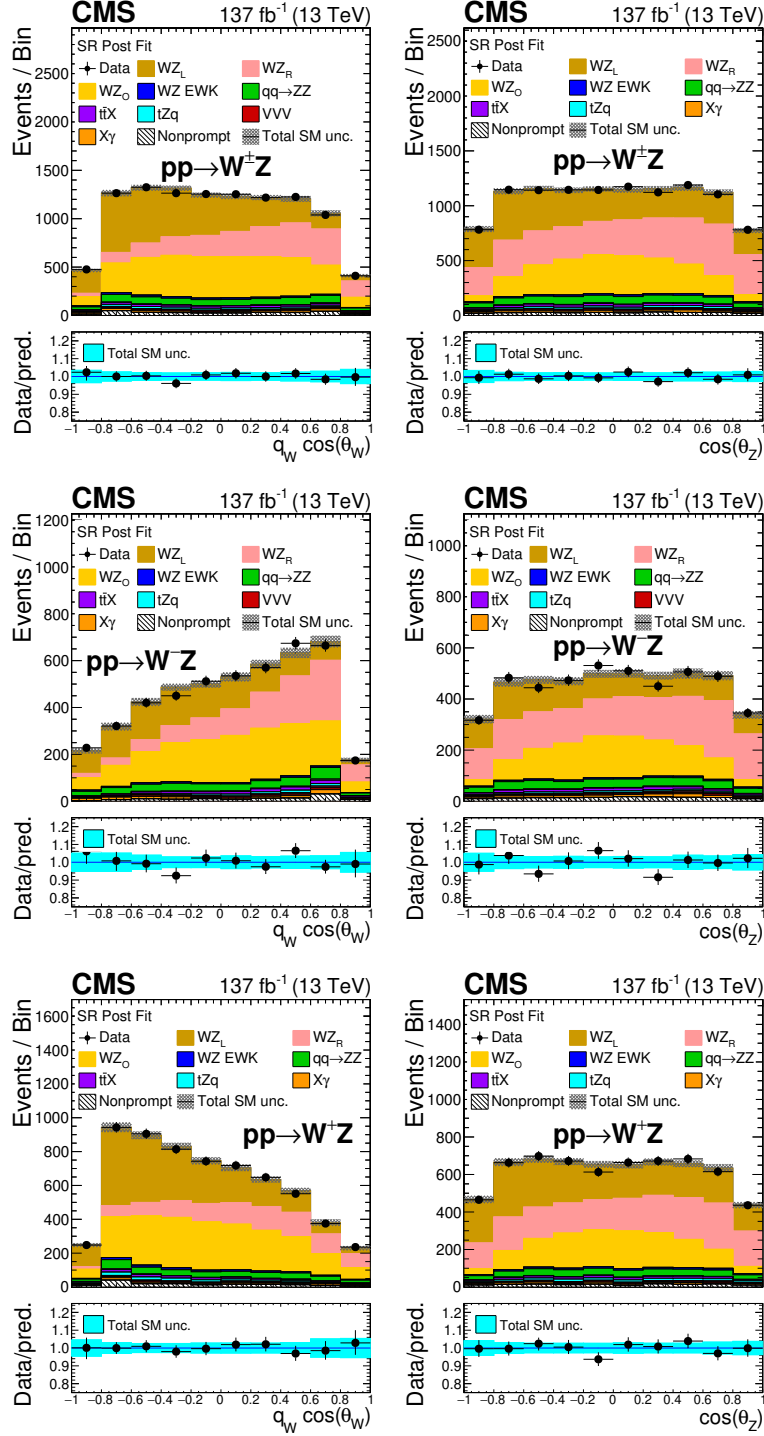


Figure 10. Distribution of the cosine of the polarization angle for different final-state charges and boson flavours after each of the corresponding fits for the extraction of the polarization fractions. From left to right: W and Z bosons. From top to bottom: charge-inclusive (total), negative final-state charge, and positive final-state charge. The differently polarized final states of the corresponding boson are shown in each of the cases. $X\gamma$ includes $Z\gamma$, $W\gamma$, $t\bar{t}\gamma$ and $WZ\gamma$ production. The label $t\bar{t}X$ includes $t\bar{t}Z$, $t\bar{t}W$, and $t\bar{t}H$ production. The shaded band in the ratio shows the sum of uncertainties in the signal and background yields.

Category	Observable	Observed	POWHEG expected	MATRIX expected
W, inclusive	f_0	$0.322^{+0.080}_{-0.077}$	$0.2470^{+0.0003}_{-0.0003}$	$0.248^{+0.003}_{-0.003}$
	f_{LR}	$0.183^{+0.032}_{-0.032}$	$0.209^{+0.002}_{-0.002}$	$0.210^{+0.006}_{-0.006}$
W, plus	f_0	$0.358^{+0.100}_{-0.096}$	$0.2294^{+0.0003}_{-0.0003}$	$0.237^{+0.004}_{-0.004}$
	f_{LR}	$0.288^{+0.041}_{-0.042}$	$0.305^{+0.003}_{-0.003}$	$0.293^{+0.007}_{-0.007}$
W, minus	f_0	$0.361^{+0.118}_{-0.128}$	$0.2782^{+0.0007}_{-0.0007}$	$0.268^{+0.005}_{-0.005}$
	f_{LR}	$0.010^{+0.055}_{-0.049}$	$0.056^{+0.002}_{-0.002}$	$0.076^{+0.007}_{-0.007}$
Z, inclusive	f_0	$0.245^{+0.024}_{-0.024}$	$0.2583^{+0.0003}_{-0.0003}$	$0.253^{+0.003}_{-0.003}$
	f_{LR}	$-0.038^{+0.078}_{-0.078}$	$-0.116^{+0.002}_{-0.002}$	$-0.120^{+0.006}_{-0.006}$
Z, plus	f_0	$0.236^{+0.030}_{-0.030}$	$0.2710^{+0.0003}_{-0.0003}$	$0.263^{+0.004}_{-0.004}$
	f_{LR}	$0.039^{+0.101}_{-0.101}$	$-0.073^{+0.003}_{-0.003}$	$-0.083^{+0.007}_{-0.007}$
Z, minus	f_0	$0.266^{+0.037}_{-0.037}$	$0.2392^{+0.0005}_{-0.0005}$	$0.238^{+0.004}_{-0.004}$
	f_{LR}	$-0.164^{+0.121}_{-0.121}$	$-0.179^{+0.003}_{-0.003}$	$-0.178^{+0.007}_{-0.007}$

Table 11. Standard model predictions and measured values of the W and Z polarization parameters for inclusive WZ production and each of the charged final states. The label *Category* indicates the targeted boson and total leptonic charge. The SM values are estimated from the nominal POWHEG sample and the MATRIX shapes by performing a quadratic fit to the generator level cosine of the polarization angle with no fiducial cuts applied and computing the polarization fractions from the fitting parameters. Uncertainties in the POWHEG measurements correspond to the PDF uncertainties, while those included for MATRIX relate to the overall numerical uncertainty.

are a powerful tool to look directly for anomalies in WZ production, to localize them in specific regions of phase space, and to complement all other measurements shown in this paper. The differential WZ cross section is measured in the total production phase space as a function of several high-level observables characteristic of this analysis.

A first set of observables is related to the energy scale of the different objects involved in WZ production. The first one is the p_T value of the Z boson, which is reconstructed from the properties of the leptons coming from its decay chain. The second one is the p_T value of the lepton associated with the W boson. The third one is the p_T value of the leading jet of the event, which is a proxy for that of the WZ system in events with a single ISR process. The number of jets is used to study the effects of ISR radiation and its modelling in the different available simulations and tunes. At the reconstruction level, we require that all leptons pass the tight criteria described in section 4. The tagging procedure and SR requirements described in section 5 are applied. At the generator level, leptons are dressed with photons in a narrow cone, as described in section 8, and the same tagging algorithm as for the reconstructed-level leptons is applied to assign leptons to the W and Z bosons. Generator-level jets are reconstructed by clustering generator-level final-state particles using the anti- k_T algorithm with a distance parameter of 0.4 and are required to be isolated ($\Delta R > 0.4$) from leptons, mimicking the criteria applied for reconstructed jets. Reconstruction level distributions of each of these variables are shown in figure 5 (bottom right), figure 6 (bottom right), and figure 18 (left).

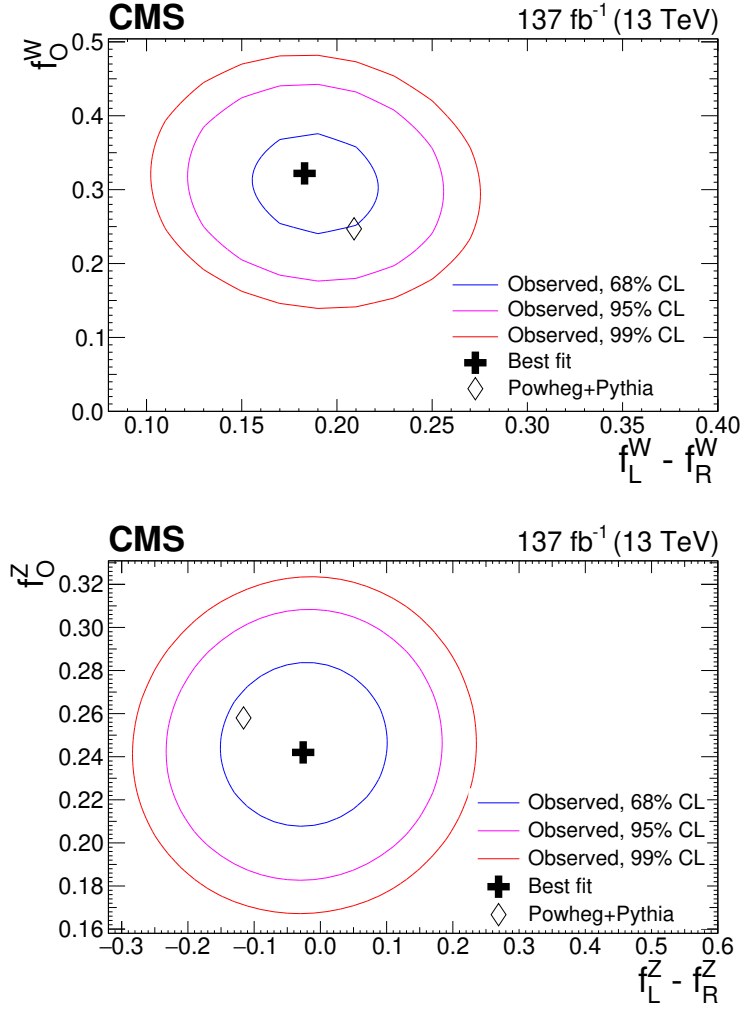


Figure 11. Confidence regions in the $f_{LR}-f_0$ parameter plane for the W (top) and Z (bottom) boson polarization. The results are obtained with no additional requirement for the charge of the W boson. The blue, magenta, and red contours present the 68, 95, and 99% confidence levels, respectively.

A second set of observables is designed to complement the rest of the measurements in this analysis. Specifically, the cosine of the polarization angles θ_W and θ_Z described in section 10, as well as the invariant mass of the WZ system reconstructed using a massless neutrino with zero longitudinal momentum ($M(WZ)$), are studied. We compute $M(WZ)$ using the four-momenta of the four decay products (three leptons and a neutrino) in the multileptonic final state. Any deviation in the differential measurements of these variables would also be reflected in the studies performed in each of the corresponding sections. Reconstruction level distributions can be seen in figure 10 for the polarization variables and in figure 18 (left) for the $M(WZ)$ variable.

Reconstructed and generated distributions for each of the considered observables are assumed to differ by the effects of detector response, which is modelled through a two-dimensional matrix modelling the migrations between generator-level and reconstructed-

level bins. These *response matrices* are obtained using both the nominal POWHEG and alternative MADGRAPH5_aMC@NLO WZ samples separately at the SR level. The matrices obtained using the MADGRAPH5_aMC@NLO generator are used to model the systematic uncertainty in the modelling of WZ production. The process of removing detector effects from data analysis is known as unfolding [79]. In the following, we use folded quantities to refer to reconstructed-level quantities and unfolded quantities to refer to generator-level quantities.

Several techniques are available in the literature to perform unfolding [80]. This technique provides ease of comparison between different experiments and of reinterpretation of the results in the future, although it is an ill-defined problem and inevitably introduces dependence on the assumed modelling.

Response matrices for the different observables in the inclusive final state are obtained using POWHEG and are shown in figures 12 and 13. The diagonality of the response matrix is usually a good indicator of the level of stability of the unfolding procedure: more diagonal matrices correspond to fewer bin-migration effects, leading to more stable results. To increase the diagonality of the response matrix, we optimize the binning in each observable by requiring that the width of the bins in each dimension is larger than the standard deviation of the bin contents across the same axis. Condition numbers, which are defined as the ratio of the largest to the smallest value in a singular value decomposition of each matrix, are computed for each of the matrices. Low (~ 10) values indicate a well-conditioned problem, whereas high ($\sim 10^5$) values indicate an ill-conditioned matrix. The obtained results, ranging between 2 and 70, depending on the observable, point towards mostly diagonal response matrices and are quoted in figures 12 and 13.

The unfolding procedure is similar to the one used in a previous measurement [22]: it is based on a least squares fit as implemented in the TUNFOLD software package [81] and modelled according to an extended χ^2 function containing terms for the pure matrix inversion, the regularization, the bias term (the target distribution for the regularization term), and a constraint condition (called *area constraint*), accounting for the difference between the χ^2 ansatz and the underlying Poisson counting. The studies performed to select the best values of these parameters are described in detail in ref. [22]; we performed the same studies for this measurement. The configuration of the unfolded results presented in this section includes the area constraint and no bias scale; in ref. [22] we were using a bias scale from NLO to NNLO, but now we normalize the simulated signal samples to the NNLO cross sections, so the bias scale is not necessary anymore. Additional regularization terms do not provide any significant improvements in the procedure, and are therefore not applied. Additionally, non fiducial events in the SR originating in leptonic τ decays are treated as a background source and subtracted from the signal WZ contribution before the unfolding procedure.

Results obtained for the different observables using the described setup are computed separately for the charge-inclusive, positive-charge and negative-charge final states using the total charge of the final-state leptons as a proxy for the W boson charge. Results obtained in all flavour-exclusive categories are compatible with flavour-inclusive ones given the inherent loss of statistical power. All results are compared with the predictions obtained

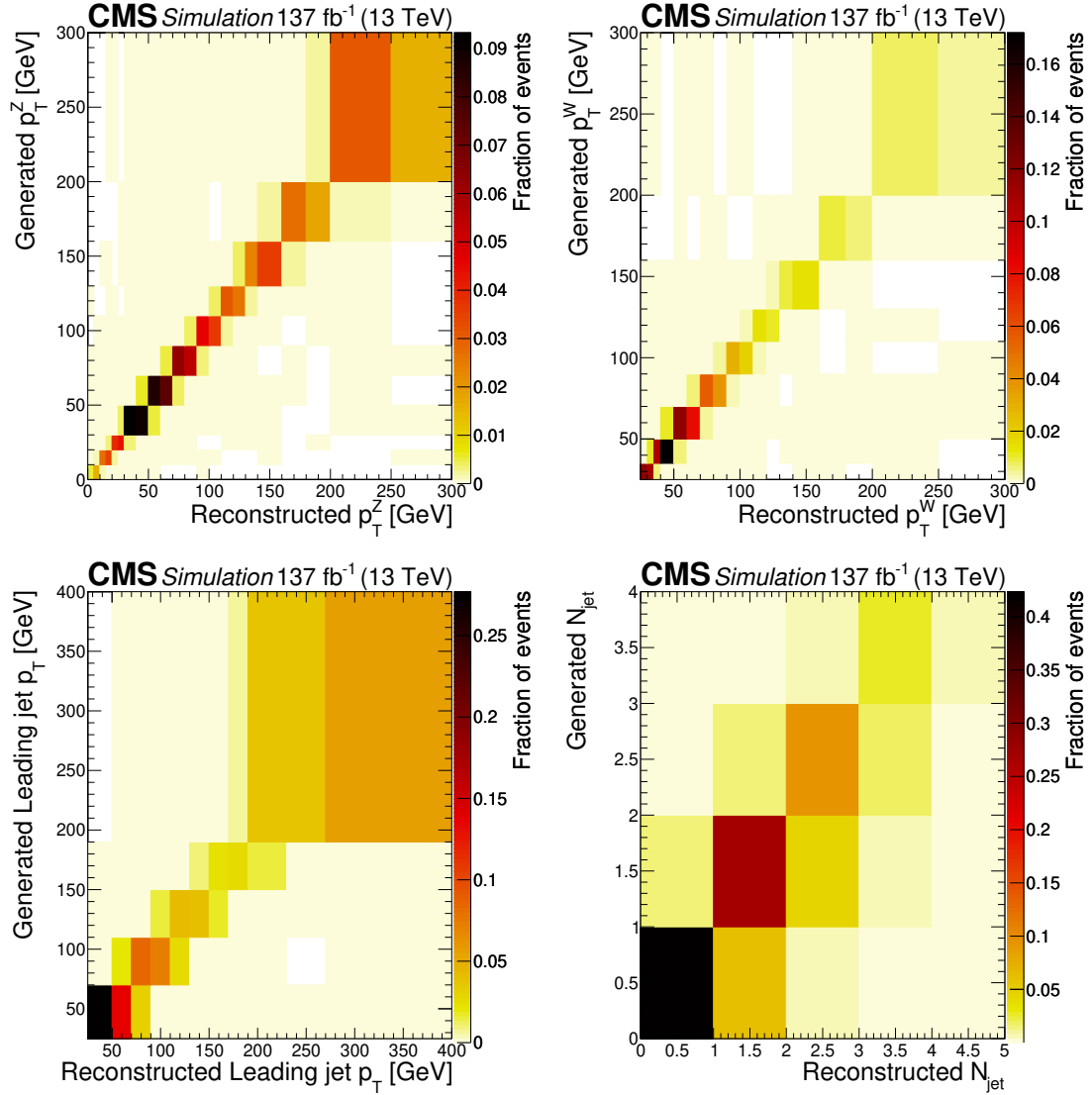


Figure 12. Response matrices obtained at NLO in QCD using the POWHEG generator. Reconstructed p_T of the Z boson (top left, condition number 7.77), p_T of the lepton from the W boson decay (top right, condition number 20.9), p_T of the leading jet (bottom left, condition number 9.69), and jet multiplicity (bottom right, condition number 16.9).

with POWHEG and MADGRAPH5_aMC@NLO at NLO in QCD, and MATRIX at NNLO in QCD obtained at the TR level. The MATRIX predictions at NNLO lack parton showering and therefore include results only up to two jets from the matrix element computation. As a consequence, they are not included in the comparison with the unfolded data for the differential distribution with respect to the jet multiplicity. The versions of the generators used to compute the response matrices and to compare the unfolded results with the predictions are those detailed in section 3. In all the figures, the differential cross section for each bin is multiplied by the bin width and normalized to the total cross section.

Figure 14 contains the unfolded results for the p_T value of the Z boson, the p_T value of the leading jet, the jet multiplicity, and the $M(WZ)$ observables in the charge-inclusive,

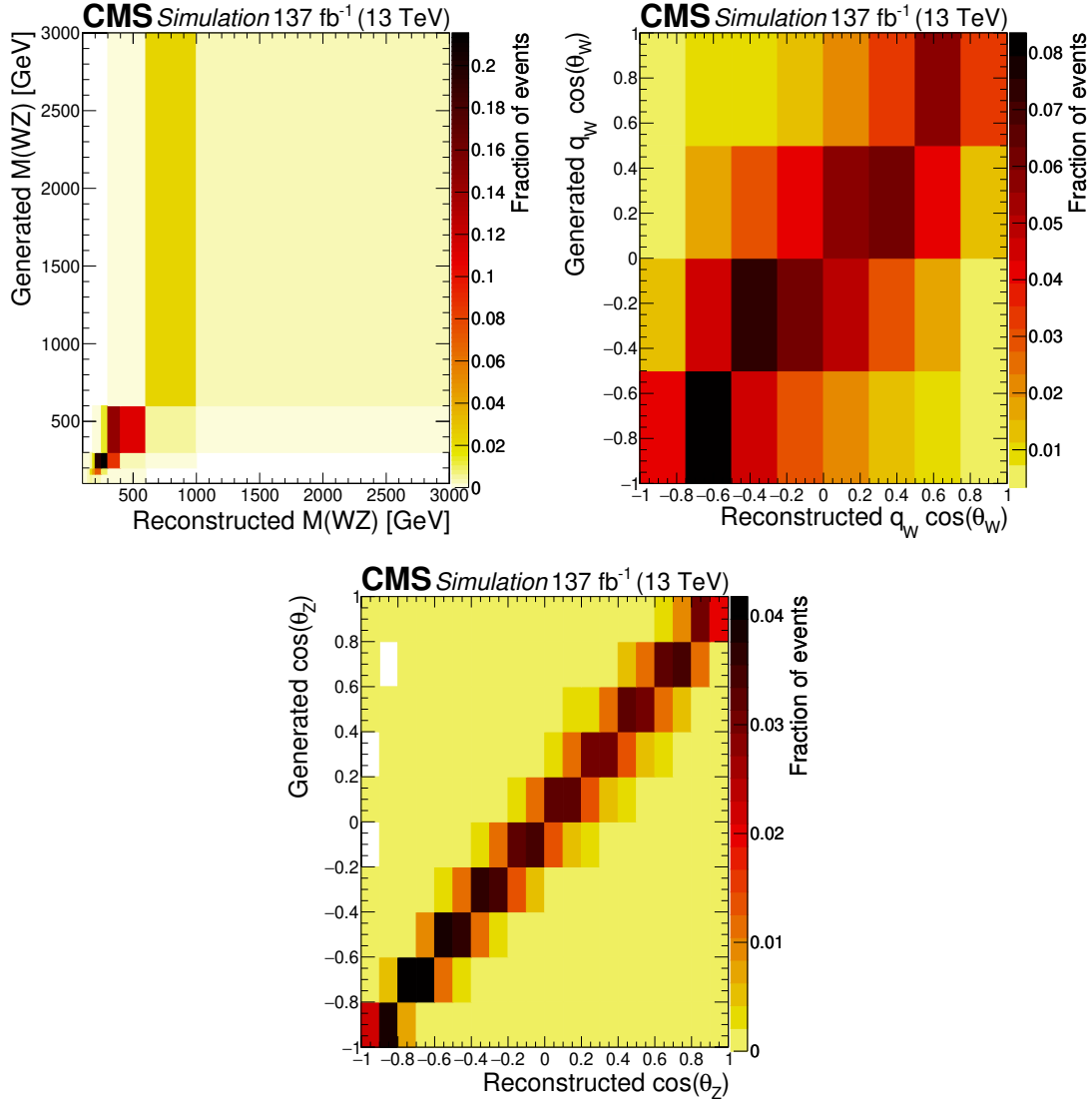


Figure 13. Response matrices obtained at NLO in QCD using the POWHEG generator. Invariant mass of the WZ system $M(WZ)$ (top left, condition number 64.0), cosine of the polarization angle θ_W (top right, condition number 7.84), and cosine of the polarization angle θ_Z (bottom, condition number 2.94).

flavour-inclusive final state. Figure 15 shows the respective correlation matrices obtained from the unfolding procedure. Because of the expected differences between the final-state charge results for the p_T value of the lepton from the W boson decay and the polarization observables, the measurement is repeated for all final-state charge configurations, the results being shown in figure 16. Figure 17 shows the respective correlation matrices obtained from the unfolding procedure. In both figures 14 and 16, all the predictions are normalized to their own inclusive value and to the differential bin width. The differential predictions have the same level of agreement with the data, given the current precision, but the difference in the integrals makes the data favour the differential cross section predictions by the MATRIX framework over those obtained using the POWHEG generator.

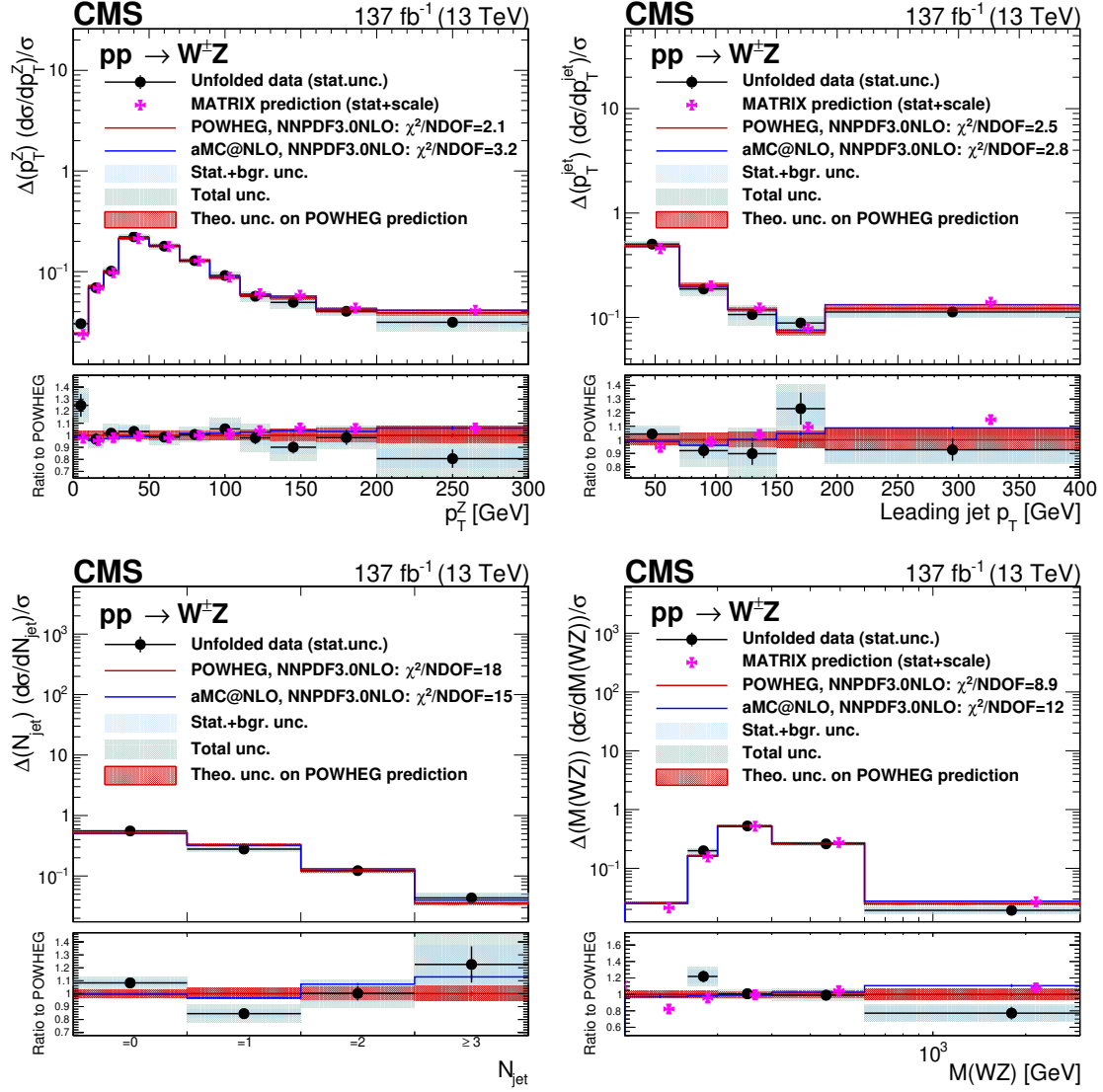


Figure 14. Unfolded results for several variables: the p_T value of the Z boson (top left), the p_T value of the leading jet in the event (top right), the jet multiplicity (bottom left) and the $M(WZ)$ variable (bottom right). Black dots represent unfolded data results, black vertical bars denote statistical uncertainties in the unfolded data results, shaded blue bands represent statistical plus background-related uncertainties, and the green band shows the total unfolding uncertainty. The red histogram and shadow bands are the POWHEG prediction and its theoretical uncertainty. The blue histogram represents the MADGRAPH5_aMC@NLO prediction and the violet points show the MATRIX prediction including error bands representing numerical and scale uncertainties. The MATRIX predictions are represented by points with a small offset to the right to improve readability. The MATRIX predictions for the jet multiplicity differential cross section are not included as they correspond to a fixed order computation not matched to a parton shower.

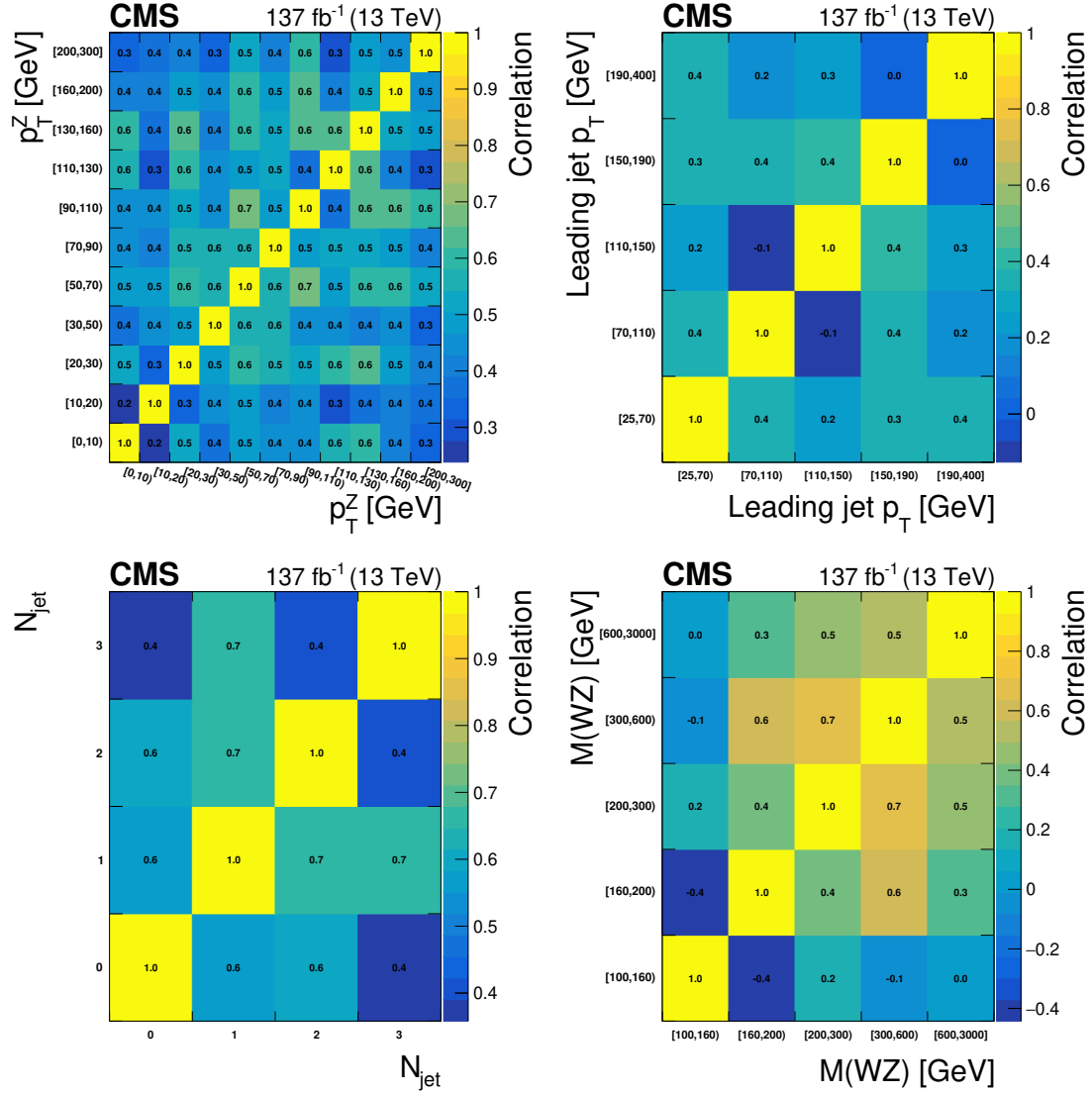


Figure 15. Correlation matrices for the unfolded results obtained using NNLO bias, area constraint, and no additional regularization term for several variables: the p_T value of the Z boson (top left), the p_T value of the leading jet in the event (top right), the jet multiplicity (bottom left) and the $M(WZ)$ variable (bottom right).

12 Constraints on charged anomalous triple gauge couplings

The WZ process is sensitive to the value of the TGC of the WWZ vertex as shown in figure 1 (left). Any BSM physics interacting with the electroweak sector of the SM might result in effects at an energy too high to be observed directly but rather manifest themselves in the low-energy scale as aTGCs. All dimension-six operators affecting the WZ process can be summarized into a set of three independent CP -conserving terms modulated by coefficients c_{www}/Λ^2 , c_{w}/Λ^2 , and c_{b}/Λ^2 and two additional CP -violating terms modulated by coefficients $\tilde{c}_{\text{www}}/\Lambda^2$ and $\tilde{c}_{\text{w}}/\Lambda^2$ [38], through the following effective field theory (EFT)

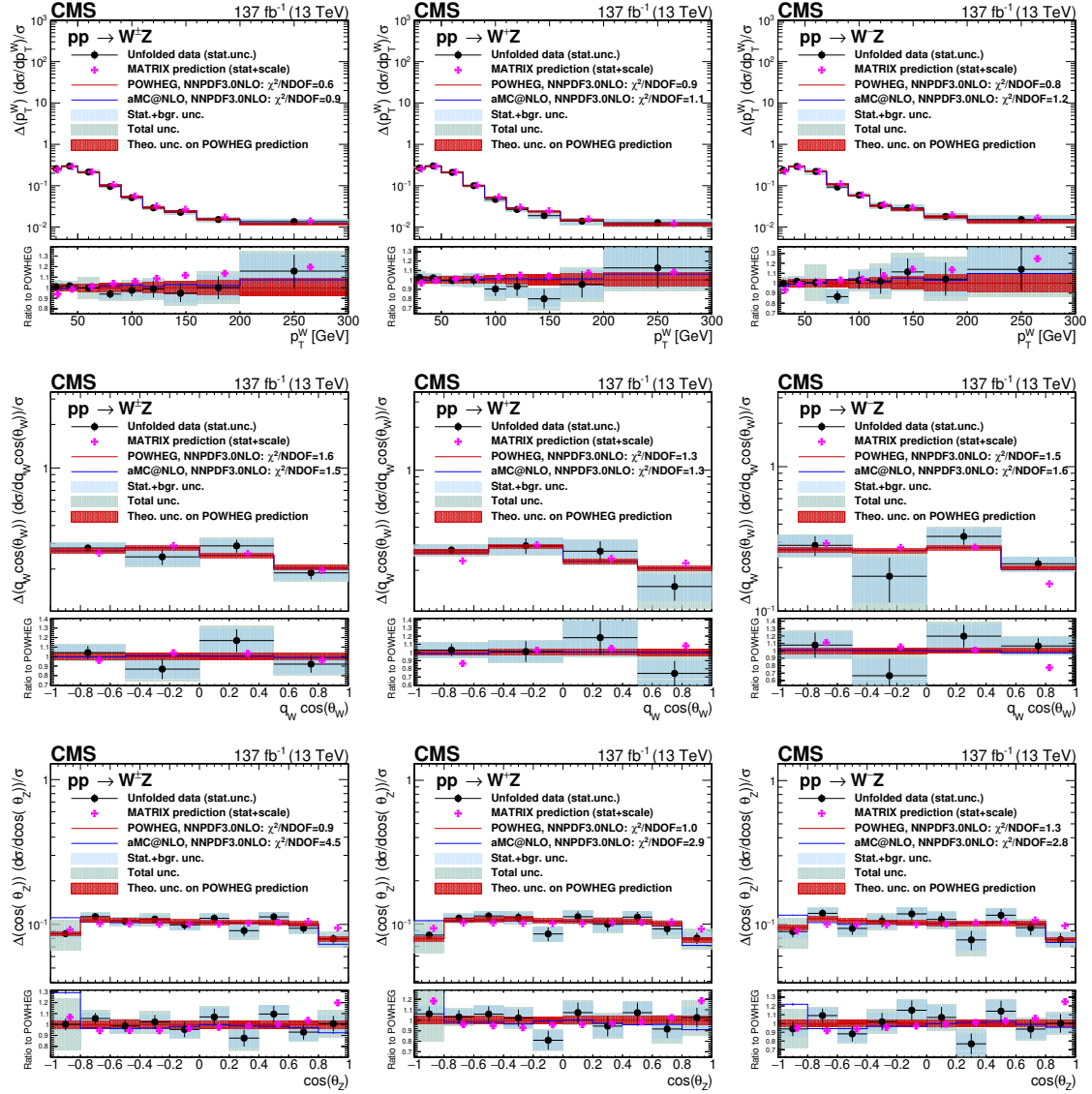


Figure 16. Unfolded results for several variables and charged final states. From top to bottom: p_T of the lepton in the W boson decay, cosine of the polarization angle of the W boson times total leptonic charge, and cosine of the polarization angle of the Z boson. From left to right: charge-inclusive, positive-charge, and negative-charge final states. Black dots represent unfolded data results, black vertical bars denote statistical uncertainties in the unfolded data results, shaded blue bands represent statistical plus background-related uncertainties, and the green band represent the total unfolding uncertainty. The red histogram and shadow bands are the POWHEG prediction and its theoretical uncertainty. The blue histogram represents the MADGRAPH5_aMC@NLO prediction and the violet points show the MATRIX prediction including error bands representing numerical and scale uncertainties. The MATRIX predictions are represented by points with a small offset to the right to improve readability.

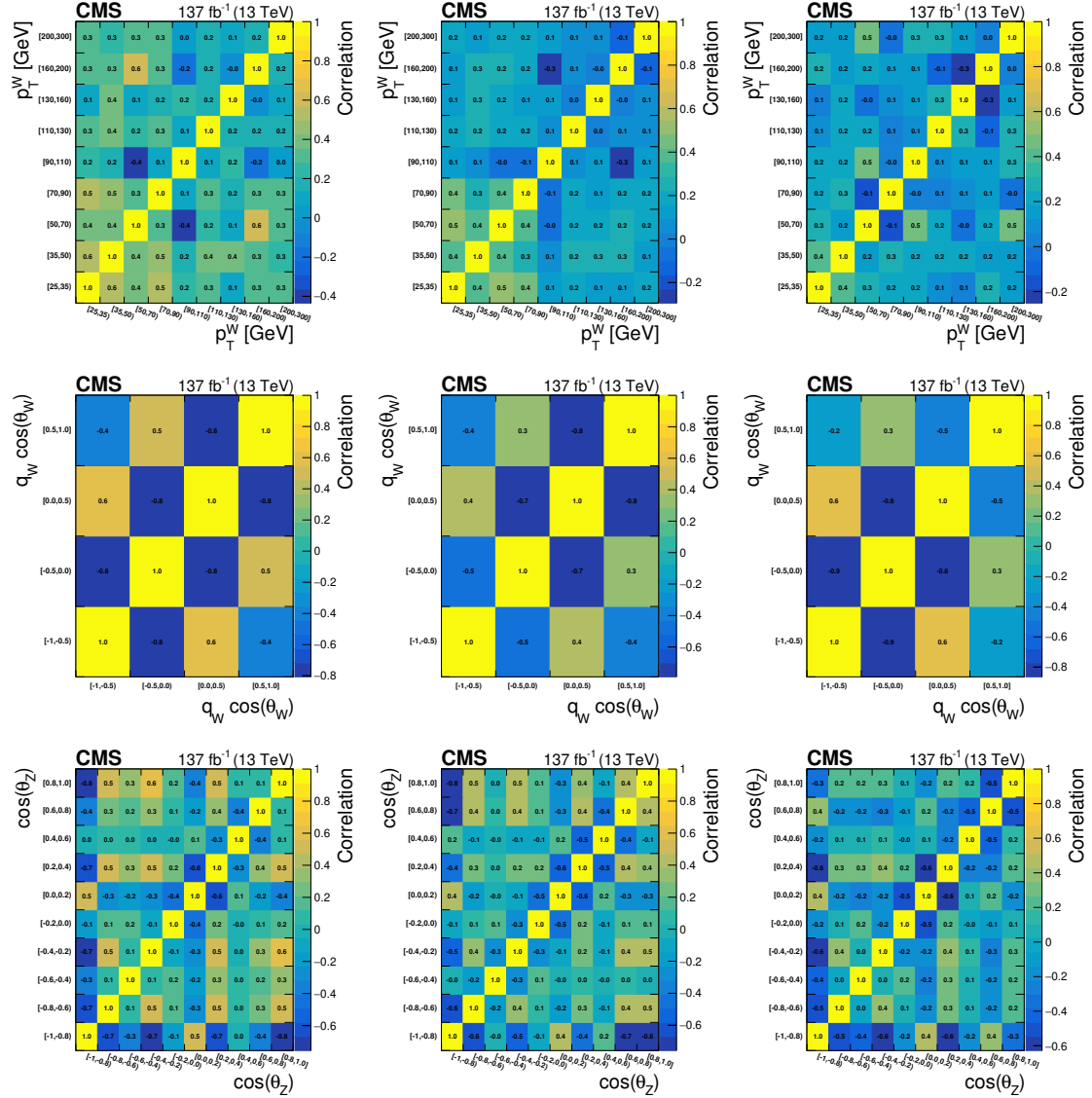


Figure 17. Correlation matrices for the unfolded results using NNLO bias, area constraint, and no additional regularization term for several variables and charged final states. From top to bottom: p_T of the lepton in the W boson decay, cosine of the polarization angle of the W boson, and cosine of the polarization angle of the Z boson. From left to right: charge-inclusive, positive-charge, and negative-charge final states.

Lagrangian:

$$\delta\mathcal{L}_{AC} = \frac{c_{www} \text{Tr}[W_{\mu\nu} W^{\nu\rho} W_{\rho}^{\mu}] + c_w (D_{\mu}\Phi)^{\dagger} W^{\mu\nu} (D_{\nu}\Phi) + c_b (D_{\mu}\Phi)^{\dagger} B^{\mu\nu} (D_{\nu}\Phi)}{\Lambda^2} + \frac{\tilde{c}_{www} \text{Tr}[\tilde{W}_{\mu\nu} W^{\nu\rho} W_{\rho}^{\mu}] + \tilde{c}_w (D_{\mu}\Phi)^{\dagger} \tilde{W}^{\mu\nu} (D_{\nu}\Phi)}{\Lambda^2} \quad (12.1)$$

where $W_{\mu\nu}^{\pm}$, and $B_{\mu\nu}$ are the field strengths associated with the SM electroweak interaction, Φ is the SM Higgs field, and Λ is an (arbitrary, as it is later absorbed into the aTGC

parameter definition) energy scale that suppresses the BSM contributions. The first three terms correspond to CP -conserving interactions, whereas the latter two correspond to CP -violating ones. Because of the presence of the energy scale Λ , aTGC couplings are strongly suppressed at low energies and are only dominant at the high energies characteristic of WZ production. The tails of distributions related to the total energy available to the WZ system are therefore typically sensitive to the presence of aTGCs.

The following search for the presence of anomalous couplings is based on the invariant mass of the WZ system, as defined in section 11. We use the p_T^{miss} variable as a proxy for the neutrino p_T but, contrary to the procedure presented in section 10, the longitudinal momentum and mass of the neutrino are assumed to be zero in the computation of $M(\text{WZ})$. This choice aims to avoid further correlation of the $M(\text{WZ})$ quantity with the p_T^{miss} variable, which has a worse resolution than the leptonic momenta. A comparison of results with both approaches in the reconstruction of the neutrino showed slightly better results (about 5%) with the chosen procedure. The distribution of $M(\text{WZ})$ and the reconstructed p_T of the Z boson in the SR are shown for the SM predictions as well as for several values of the EFT parameters in figure 18. The p_T distribution of the Z boson is not used in the interpretation of the results, but is shown for illustration of the expected typical effects from each EFT parameter.

For the statistical interpretation of the observed data, the EFT signal contributions are modelled using a semianalytical expression. For each of the bins presented in figure 18 (left), a fit is performed to the WZ yields in a grid of values of the three CP -conserving anomalous coupling parameters. The fitting functions are general quadratic polynomials in the anomalous coupling parameters. A similar two-dimensional fit is performed for the two CP -violating terms. In each case, an extended binned likelihood function is built, where the signal yields are dependent on the set of anomalous coupling parameters through the previously computed functions. All the uncertainties described in section 7 are included as additional nuisance parameters in this binned likelihood. Confidence regions in one, two, and three dimensions are derived by letting sets of the corresponding number of EFT parameters float freely assuming the log-likelihood function follows half a χ^2 distribution with degrees of freedom equal to the number of free parameters. The best fit values of EFT parameters to our data, as well as the one-dimensional confidence intervals for each of the parameters, are shown in table 12. Possible correlations across the CP -conserving EFT terms are studied by producing two-dimensional confidence regions for all possible parameter pairings. The results are shown in figure 19.

When parameterizing the EFT signal, the quadratic terms of the function contain the pure BSM contributions from EFTs whereas the linear ones describe the BSM-SM interference squared matrix-element terms. For dimension-six EFT operators, these correspond respectively to quadratic (Λ^{-2}) and quartically (Λ^{-4}) suppressed contributions to the cross section. However, any existing dimension-eight operator would introduce a Λ^{-4} -suppressed interference term at the cross section level. Thus, if no assumptions are made on the dimension-eight terms, the final cross section will only be accurate with complete generality up to Λ^{-2} -suppressed contributions. Therefore we perform an additional computation in which only the linear terms of the quadratic fitting functions, i.e. only the

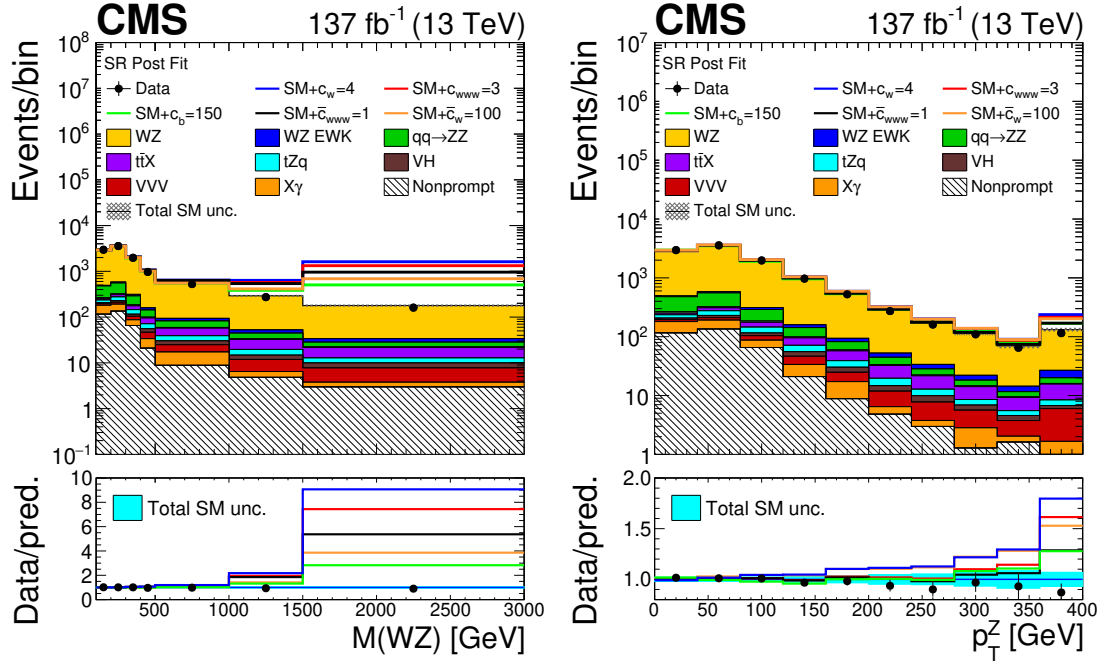


Figure 18. Distribution of observables in the SR, comparing SM distributions and several possible configurations of EFT parameters after the fit to the SM-only model. Left: invariant mass of the WZ system assuming a neutrino with no longitudinal momentum ($M(WZ)$); right: transverse momentum of the reconstructed Z boson. The SM contributions are shown as the stacked filled histograms, while each of the individual coloured lines shows the expected SM yields plus the contributions from a possible configuration of EFT parameter values. Observed data is shown in black points, with vertical bars representing their statistical uncertainties. The ratio shows the quotient between the BSM contributions and the nominal SM yields. The label $X\gamma$ includes $Z\gamma$, $W\gamma$, $t\bar{t}\gamma$, and $WZ\gamma$ production. The label $t\bar{t}X$ includes $t\bar{t}Z$, $t\bar{t}W$, and $t\bar{t}H$ production. The shaded band in the ratio presents the total uncertainty in the SM yields. Underflows (overflows) are included in the first (last) bin shown for each distribution. The distribution of the transverse momentum of the Z boson is not used in the BSM interpretation of the analysis and is shown just for illustration.

Parameter	95% CI, exp. (TeV^{-2})	95% CI, obs. (TeV^{-2})	Best fit, obs. (TeV^{-2})
c_w/Λ^2	$[-2.0, 1.3]$	$[-2.5, 0.3]$	-1.3
c_{www}/Λ^2	$[-1.3, 1.3]$	$[-1.0, 1.2]$	0.1
c_b/Λ^2	$[-86, 125]$	$[-43, 113]$	44
$\tilde{c}_{www}/\Lambda^2$	$[-0.76, 0.65]$	$[-0.62, 0.53]$	-0.03
\tilde{c}_w/Λ^2	$[-46, 46]$	$[-32, 32]$	0

Table 12. Best fit, and expected and observed one-dimensional confidence intervals at 95% confidence level for each of the considered EFT parameters. Both the purely dimension-eight BSM contribution as well as the dimension-six interference term are included to compute the EFT effect in the high tails of $M(WZ)$ for these results. In computing confidence intervals for each parameter the other ones are fixed to their SM values.

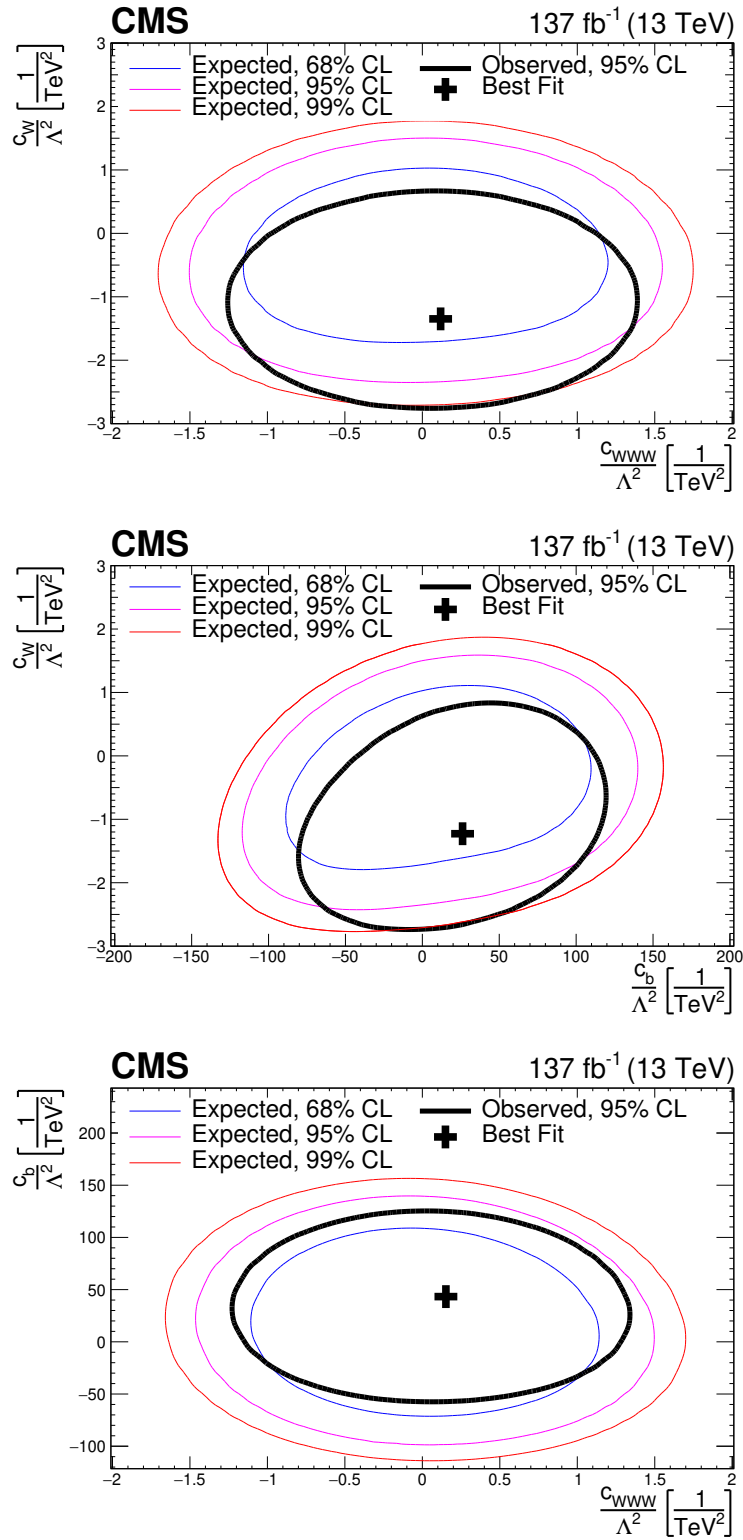


Figure 19. Two-dimensional confidence regions for each of the possible combinations of the considered CP-conserving EFT parameters: c_w/Λ^2 vs. c_{www}/Λ^2 (top), c_w/Λ^2 vs. c_b/Λ^2 (middle), and c_b/Λ^2 vs. c_{www}/Λ^2 (bottom). The 68, 95, and 99% confidence level contours are presented in each case.

Parameter	95% CI, exp. (TeV^{-2})	95% CI, obs. (TeV^{-2})	Best fit, obs. (TeV^{-2})
c_w/Λ^2	$[-1.8, 2.1]$	$[-3.1, 0.3]$	-1.6
c_{www}/Λ^2	$[-8.5, 8.5]$	$[-4.2, 14.2]$	5.5
c_b/Λ^2	$[-200, 180]$	$[10, 380]$	200
$\tilde{c}_{www}/\Lambda^2$	$[-3.3, 4.1]$	$[-4.0, 3.6]$	-0.6
\tilde{c}_w/Λ^2	—	—	—

Table 13. Best fit, and expected and observed one-dimensional confidence intervals at 95% confidence level for each of the considered EFT parameters. Only the dimension-six interference term is included to compute the EFT effect in the high tails of $M(\text{WZ})$ for these results. In computing confidence intervals for each parameter the other ones are fixed to their SM values. The — symbol means no sensitivity is observed for the interference only term for the \tilde{c}_w parameter.

interference terms, are considered for building the signal parameterization to reproduce the effect of dropping any additional Λ^{-4} terms in the cross section. Apart from the signal modelling, an extended likelihood is built and fitted following the same procedure described previously. The results from this approach can be seen in table 13. A comparison of the log-likelihood evolution as a function of each of the BSM parameters for both the linear and linear-plus-quadratic approximations is shown in figure 20.

A final comment can be made on the validity of the EFT approach; allowing the dimension-six operators to be valid up to arbitrarily high energies leads to nonphysical results, such as infinite cross sections and the breaking of the underlying quantum field theory unitarity. Since the energy scale at which the EFT assumption breaks down is unknown, we introduce a set of measurements developed to provide estimations of the EFT parameters for multiple values of the cutoff scale Λ . A procedure similar to the previous ones is followed to build the signal prediction, the likelihood description, and confidence intervals. However, the effect of aTGCs at high energies is now suppressed by setting the signal yields to be equal to the SM ones over a given fixed scale. Later the procedure is repeated for multiple fixed energy scales to estimate the evolution of the one-dimensional confidence regions with respect to the cutoff. As a proxy for the true energy of the interaction per event, the $M(\text{WZ})$ variable is chosen because it represents the total energy of the dibosonic system and so at the TGC interaction point. Results obtained using this procedure for the three CP -conserving and the two CP -violating parameters are shown in figure 21.

13 Summary

The associated production of a W and a Z boson (WZ) in proton-proton (pp) collisions, denoted $\text{pp} \rightarrow \text{WZ}$, is studied in the trilepton final state at $\sqrt{s} = 13 \text{ TeV}$, using 137 fb^{-1} of CMS data.

The production cross sections in the total and fiducial phase spaces are measured in the inclusive case of final-state charge and in eight different combinations of final-state

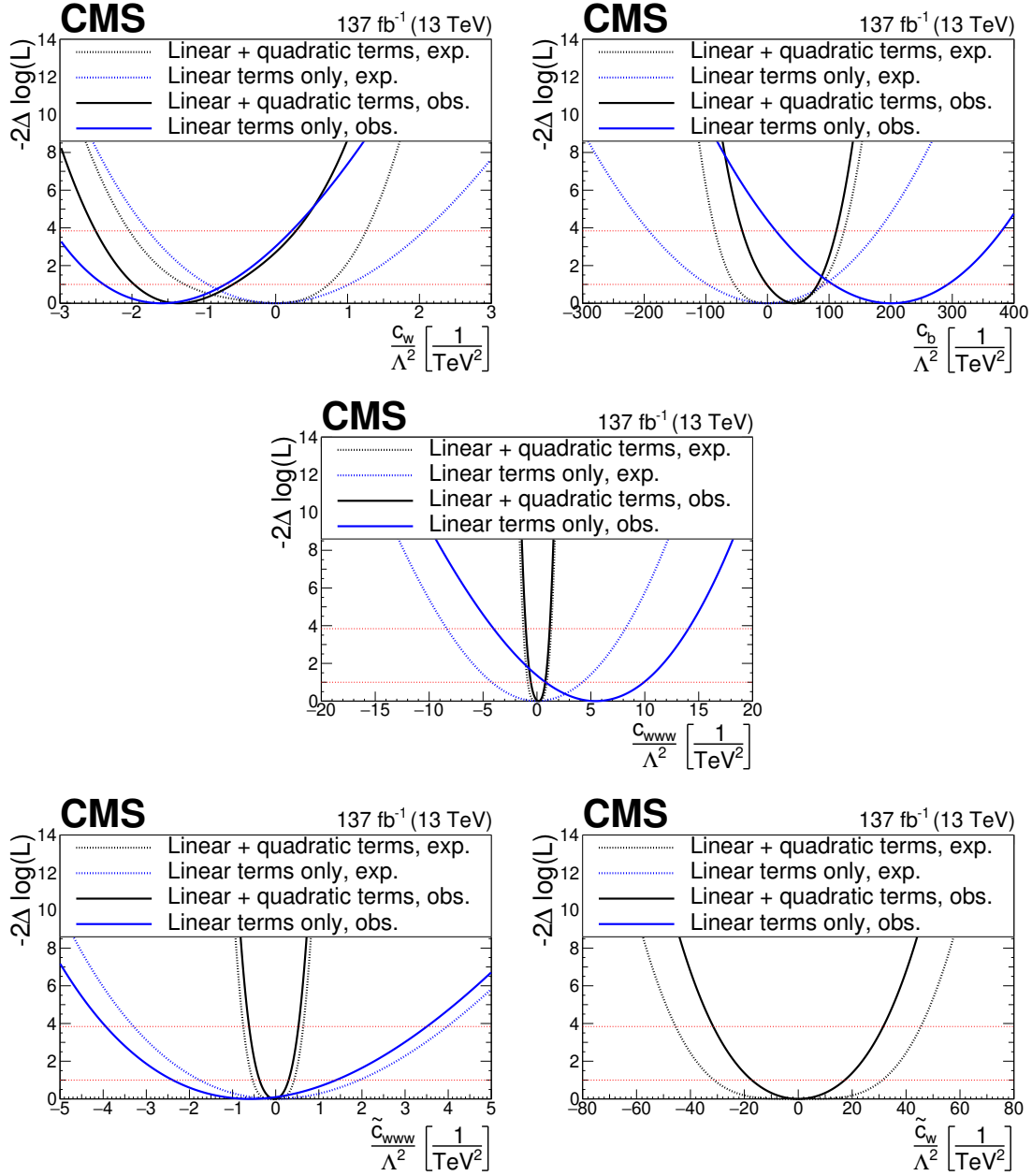


Figure 20. Observed and expected evolution of the log likelihood of the best fit point as a function of each of the considered EFT parameters for both the linear (only interference between SM and BSM physics) and quadratic (both interference and purely BSM term) approaches to the EFT signal modelling. Very low sensitivity to the interference-only term, \tilde{c}_w/Λ^2 , is observed so the corresponding curve is not shown.

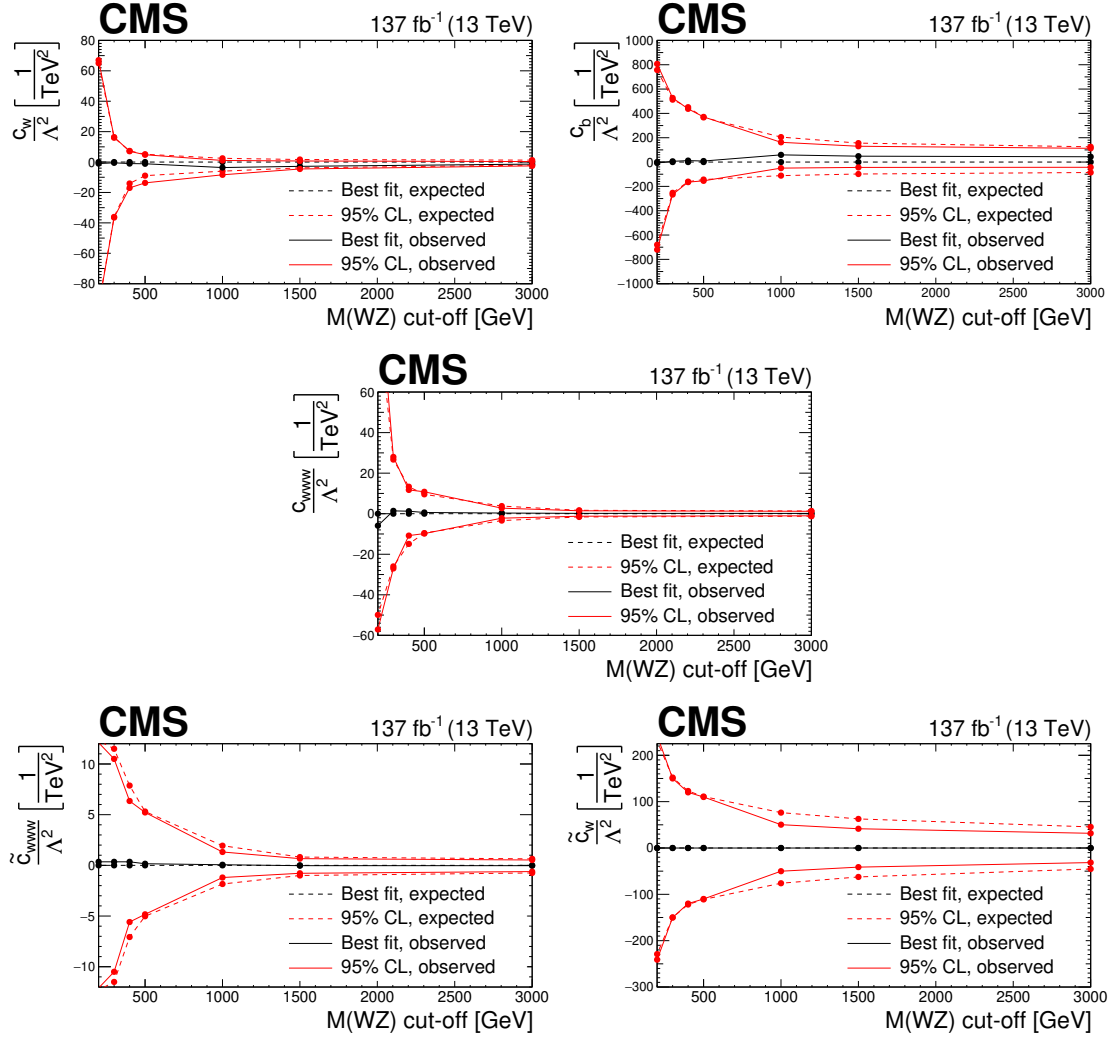


Figure 21. Observed and expected evolution of the confidence intervals in the EFT anomalous coupling parameters in terms of the cutoff scale given by different restrictions in the $M(WZ)$ variable. For each point and parameter, the confidence intervals are computed imposing the additional restriction of no anomalous coupling contribution on top of the SM prediction over the given value of $M(WZ)$. Because of the statistical limitations in our simulation the last point is equivalent to no cut-off requirement being imposed.

flavour composition and total final-state charge. The measured total inclusive cross section is $\sigma_{\text{tot}}(\text{pp} \rightarrow \text{WZ}) = 50.6 \pm 0.8 (\text{stat}) \pm 1.4 (\text{syst}) \pm 1.1 (\text{lumi}) \pm 0.5 (\text{theo}) \text{ pb} = 50.6 \pm 1.9 \text{ pb}$. This favours the computation performed within the MATRIX computational framework at next-to-next-to-leading order (NNLO) in quantum chromodynamics (QCD) \times next-to-leading order (NLO) in electroweak (EWK) of $\sigma_{\text{MATRIX}} = 50.7^{+1.1}_{-1.0} (\text{scale}) \text{ pb}$ over the one obtained with the POWHEG event generator at NLO QCD order of $\sigma_{\text{POWHEG}} = 42.5^{+1.6}_{-1.4} (\text{scale}) \pm 0.6 (\text{PDF}) \text{ pb}$, where PDF stands for parton distribution function. These results are consistent with earlier ATLAS [12] and CMS [22] measurements with a relative precision enhanced down to an overall 4% from the 5 and 6% of the earlier results.

The charge asymmetry in the production, resulting from the dominant $q\bar{q}'$ production mode, is also measured in terms of a charge asymmetry ratio of $A_{WZ}^{+-} = 1.41 \pm 0.04$ with a relative precision better than 3% and in agreement with the standard model predictions calculated at NLO QCD as $A_{WZ}^{+-, \text{POWHEG}} = 1.42 \pm 0.05$. Consistency of the measurement is found with the NNPDF30_nlo_as0118 PDF set. A Bayesian reweighting technique is applied to estimate possible constraints on PDFs that could be derived from this measurement. These results are consistent with previous results by the ATLAS [12] and CMS [22] collaborations.

The polarization of the W and Z bosons in WZ production in the helicity frame is studied in the charge-inclusive and charge-exclusive final states. The observed significance for the presence of longitudinally polarized W bosons is 5.6 standard deviations where 4.3 standard deviations are expected. For the Z boson, both expected and observed significances are well in excess of five standard deviations.

Differential distributions are measured, in both the inclusive and the charge-exclusive final states, for several observables: the p_T of the Z boson, the p_T of the lepton associated with the W boson, the p_T of the leading jet of the event, the number of jets, the cosine of the polarization angles θ_W and θ_Z , and the invariant mass of the WZ system. The distributions are compared with predictions at NLO in QCD from POWHEG and MADGRAPH5_amc@NLO as well as with predictions at NNLO in QCD \times NLO in EWK obtained with MATRIX. The data favour the differential predictions from MATRIX over those from POWHEG.

A search for anomalous values of the charged triple gauge coupling WWZ is performed by examining the high-energy tails in the distribution of the mass of the WZ system. The effect of CP -violating dimension-six operators is introduced by CMS for the first time in WZ production, leading to confidence regions similar to those obtained in the CP -conserving case.

The results presented are the most precise measurements of the WZ inclusive cross section, charge asymmetry, and polarization fractions in the helicity frame obtained in any energy regime. Longitudinally polarized W and Z bosons in WZ production are observed at the level of five standard deviations for the first time. This search for anomalous triple gauge couplings is better than the best previous limits reported by the LHC experiments, and it provides stronger constraints than previous analyses by a factor of 2.

Acknowledgments

We congratulate our colleagues in the CERN accelerator departments for the excellent performance of the LHC and thank the technical and administrative staffs at CERN and at other CMS institutes for their contributions to the success of the CMS effort. In addition, we gratefully acknowledge the computing centres and personnel of the Worldwide LHC Computing Grid and other centres for delivering so effectively the computing infrastructure essential to our analyses. Finally, we acknowledge the enduring support for the construction and operation of the LHC, the CMS detector, and the supporting computing infrastructure provided by the following funding agencies: the Austrian Federal Ministry of

Education, Science and Research and the Austrian Science Fund; the Belgian Fonds de la Recherche Scientifique, and Fonds voor Wetenschappelijk Onderzoek; the Brazilian Funding Agencies (CNPq, CAPES, FAPERJ, FAPERGS, and FAPESP); the Bulgarian Ministry of Education and Science, and the Bulgarian National Science Fund; CERN; the Chinese Academy of Sciences, Ministry of Science and Technology, and National Natural Science Foundation of China; the Ministerio de Ciencia Tecnología e Innovación (MINCIENCIAS), Colombia; the Croatian Ministry of Science, Education and Sport, and the Croatian Science Foundation; the Research and Innovation Foundation, Cyprus; the Secretariat for Higher Education, Science, Technology and Innovation, Ecuador; the Ministry of Education and Research, Estonian Research Council via PRG780, PRG803 and PRG445 and European Regional Development Fund, Estonia; the Academy of Finland, Finnish Ministry of Education and Culture, and Helsinki Institute of Physics; the Institut National de Physique Nucléaire et de Physique des Particules/CNRS, and Commissariat à l'Énergie Atomique et aux Énergies Alternatives/CEA, France; the Bundesministerium für Bildung und Forschung, the Deutsche Forschungsgemeinschaft (DFG), under Germany's Excellence Strategy — EXC 2121 “Quantum Universe” — 390833306, and under project number 400140256 — GRK2497, and Helmholtz-Gemeinschaft Deutscher Forschungszentren, Germany; the General Secretariat for Research and Innovation, Greece; the National Research, Development and Innovation Fund, Hungary; the Department of Atomic Energy and the Department of Science and Technology, India; the Institute for Studies in Theoretical Physics and Mathematics, Iran; the Science Foundation, Ireland; the Istituto Nazionale di Fisica Nucleare, Italy; the Ministry of Science, ICT and Future Planning, and National Research Foundation (NRF), Republic of Korea; the Ministry of Education and Science of the Republic of Latvia; the Lithuanian Academy of Sciences; the Ministry of Education, and University of Malaya (Malaysia); the Ministry of Science of Montenegro; the Mexican Funding Agencies (BUAP, CINVESTAV, CONACYT, LNS, SEP, and UASLP-FAI); the Ministry of Business, Innovation and Employment, New Zealand; the Pakistan Atomic Energy Commission; the Ministry of Science and Higher Education and the National Science Centre, Poland; the Fundação para a Ciência e a Tecnologia, grants CERN/FIS-PAR/0025/2019 and CERN/FIS-INS/0032/2019, Portugal; JINR, Dubna; the Ministry of Education and Science of the Russian Federation, the Federal Agency of Atomic Energy of the Russian Federation, Russian Academy of Sciences, the Russian Foundation for Basic Research, and the National Research Center “Kurchatov Institute”; the Ministry of Education, Science and Technological Development of Serbia; the Secretaría de Estado de Investigación, Desarrollo e Innovación, Programa Consolider-Ingenio 2010, Plan Estatal de Investigación Científica y Técnica y de Innovación 2017–2020, research project IDI-2018-000174 del Principado de Asturias, and Fondo Europeo de Desarrollo Regional, Spain; the Ministry of Science, Technology and Research, Sri Lanka; the Swiss Funding Agencies (ETH Board, ETH Zurich, PSI, SNF, UniZH, Canton Zurich, and SER); the Ministry of Science and Technology, Taipei; the Thailand Center of Excellence in Physics, the Institute for the Promotion of Teaching Science and Technology of Thailand, Special Task Force for Activating Research and the National Science and Technology Development Agency of Thailand; the Scientific and Technical Research Council of Turkey, and Turkish Atomic Energy Authority; the

National Academy of Sciences of Ukraine; the Science and Technology Facilities Council, U.K.; the U.S. Department of Energy, and the U.S. National Science Foundation.

Individuals have received support from the Marie-Curie programme and the European Research Council and Horizon 2020 Grant, contract Nos. 675440, 724704, 752730, 758316, 765710, 824093, 884104, and COST Action CA16108 (European Union) the Leventis Foundation; the Alfred P. Sloan Foundation; the Alexander von Humboldt Foundation; the Belgian Federal Science Policy Office; the Fonds pour la Formation à la Recherche dans l’Industrie et dans l’Agriculture (FRIA-Belgium); the Agentschap voor Innovatie door Wetenschap en Technologie (IWT-Belgium); the F.R.S.-FNRS and FWO (Belgium) under the “Excellence of Science — EOS” — be.h project n. 30820817; the Beijing Municipal Science & Technology Commission, No. Z191100007219010; the Ministry of Education, Youth and Sports (MEYS) of the Czech Republic; the Lendület (“Momentum”) Programme and the János Bolyai Research Scholarship of the Hungarian Academy of Sciences, the New National Excellence Program ÚNKP, the NKFI research grants 123842, 123959, 124845, 124850, 125105, 128713, 128786, and 129058 (Hungary); the Council of Scientific and Industrial Research, India; the Latvian Council of Science; the National Science Center (Poland), contracts Opus 2014/15/B/ST2/03998 and 2015/19/B/ST2/02861; the Fundação para a Ciência e a Tecnologia, grant FCT CEECIND/01334/2018; the National Priorities Research Program by Qatar National Research Fund; the Ministry of Science and Higher Education, projects no. 14.W03.31.0026 and no. FSWW-2020-0008, and the Russian Foundation for Basic Research, project No. 19-42-703014 (Russia); the Programa de Excelencia María de Maeztu, and the Programa Severo Ochoa del Principado de Asturias; the Stavros Niarchos Foundation (Greece); the Rachadapisek Sompot Fund for Postdoctoral Fellowship, Chulalongkorn University, and the Chulalongkorn Academic into Its 2nd Century Project Advancement Project (Thailand); the Kavli Foundation; the Nvidia Corporation; the SuperMicro Corporation; the Welch Foundation, contract C-1845; and the Weston Havens Foundation (U.S.A.).

Open Access. This article is distributed under the terms of the Creative Commons Attribution License ([CC-BY 4.0](https://creativecommons.org/licenses/by/4.0/)), which permits any use, distribution and reproduction in any medium, provided the original author(s) and source are credited. SCOAP³ supports the goals of the International Year of Basic Sciences for Sustainable Development.

References

- [1] UA1 collaboration, *Production of W ’s with large transverse momentum at the CERN proton-antiproton collider*, *Phys. Lett. B* **193** (1987) 389 [[INSPIRE](#)].
- [2] D0 collaboration, *Measurement of the $WZ \rightarrow \ell\nu\ell\ell$ cross section and limits on anomalous triple gauge couplings in $p\bar{p}$ collisions at $\sqrt{s} = 1.96$ TeV*, *Phys. Lett. B* **695** (2011) 67 [[arXiv:1006.0761](#)] [[INSPIRE](#)].
- [3] CDF collaboration, *Observation of WZ Production*, *Phys. Rev. Lett.* **98** (2007) 161801 [[hep-ex/0702027](#)] [[INSPIRE](#)].

- [4] ATLAS collaboration, *Measurement of the $W^\pm Z$ production cross section and limits on anomalous triple gauge couplings in proton-proton collisions at $\sqrt{s} = 7$ TeV with the ATLAS detector*, *Phys. Lett. B* **709** (2012) 341 [[arXiv:1111.5570](#)] [[INSPIRE](#)].
- [5] ATLAS collaboration, *Measurement of WZ production in proton-proton collisions at $\sqrt{s} = 7$ TeV with the ATLAS detector*, *Eur. Phys. J. C* **72** (2012) 2173 [[arXiv:1208.1390](#)] [[INSPIRE](#)].
- [6] ATLAS collaboration, *Measurement of the $WW + WZ$ cross section and limits on anomalous triple gauge couplings using final states with one lepton, missing transverse momentum, and two jets with the ATLAS detector at $\sqrt{s} = 7$ TeV*, *JHEP* **01** (2015) 049 [[arXiv:1410.7238](#)] [[INSPIRE](#)].
- [7] ATLAS collaboration, *Measurements of $W^\pm Z$ production cross sections in pp collisions at $\sqrt{s} = 8$ TeV with the ATLAS detector and limits on anomalous gauge boson self-couplings*, *Phys. Rev. D* **93** (2016) 092004 [[arXiv:1603.02151](#)] [[INSPIRE](#)].
- [8] ATLAS collaboration, *Measurement of the $W^\pm Z$ boson pair-production cross section in pp collisions at $\sqrt{s} = 13$ TeV with the ATLAS Detector*, *Phys. Lett. B* **762** (2016) 1 [[arXiv:1606.04017](#)] [[INSPIRE](#)].
- [9] ATLAS collaboration, *Search for anomalous electroweak production of WW/WZ in association with a high-mass dijet system in pp collisions at $\sqrt{s} = 8$ TeV with the ATLAS detector*, *Phys. Rev. D* **95** (2017) 032001 [[arXiv:1609.05122](#)] [[INSPIRE](#)].
- [10] ATLAS collaboration, *Measurement of $WW/WZ \rightarrow \ell\nu qq'$ production with the hadronically decaying boson reconstructed as one or two jets in pp collisions at $\sqrt{s} = 8$ TeV with ATLAS, and constraints on anomalous gauge couplings*, *Eur. Phys. J. C* **77** (2017) 563 [[arXiv:1706.01702](#)] [[INSPIRE](#)].
- [11] ATLAS collaboration, *Search for the electroweak diboson production in association with a high-mass dijet system in semileptonic final states in pp collisions at $\sqrt{s} = 13$ TeV with the ATLAS detector*, *Phys. Rev. D* **100** (2019) 032007 [[arXiv:1905.07714](#)] [[INSPIRE](#)].
- [12] ATLAS collaboration, *Measurement of $W^\pm Z$ production cross sections and gauge boson polarisation in pp collisions at $\sqrt{s} = 13$ TeV with the ATLAS detector*, *Eur. Phys. J. C* **79** (2019) 535 [[arXiv:1902.05759](#)] [[INSPIRE](#)].
- [13] CMS collaboration, *Study of the Dijet Mass Spectrum in $pp \rightarrow W + \text{Jets}$ Events at $\sqrt{s} = 7$ TeV*, *Phys. Rev. Lett.* **109** (2012) 251801 [[arXiv:1208.3477](#)] [[INSPIRE](#)].
- [14] CMS collaboration, *Measurement of the sum of WW and WZ production with $W + \text{dijet}$ events in pp collisions at $\sqrt{s} = 7$ TeV*, *Eur. Phys. J. C* **73** (2013) 2283 [[arXiv:1210.7544](#)] [[INSPIRE](#)].
- [15] CMS collaboration, *Measurement of WZ and ZZ production in pp collisions at $\sqrt{s} = 8$ TeV in final states with b-tagged jets*, *Eur. Phys. J. C* **74** (2014) 2973 [[arXiv:1403.3047](#)] [[INSPIRE](#)].
- [16] CMS collaboration, *Measurement of the WZ production cross section in pp collisions at $\sqrt{s} = 13$ TeV*, *Phys. Lett. B* **766** (2017) 268 [[arXiv:1607.06943](#)] [[INSPIRE](#)].
- [17] CMS collaboration, *Measurement of the WZ production cross section in pp collisions at $\sqrt{s} = 7$ and 8 TeV and search for anomalous triple gauge couplings at $\sqrt{s} = 8$ TeV*, *Eur. Phys. J. C* **77** (2017) 236 [[arXiv:1609.05721](#)] [[INSPIRE](#)].
- [18] CMS collaboration, *Search for anomalous couplings in boosted $WW/WZ \rightarrow \ell\nu q\bar{q}$ production in proton-proton collisions at $\sqrt{s} = 8$ TeV*, *Phys. Lett. B* **772** (2017) 21 [[arXiv:1703.06095](#)] [[INSPIRE](#)].

- [19] CMS collaboration, *Search for anomalous electroweak production of vector boson pairs in association with two jets in proton-proton collisions at 13 TeV*, *Phys. Lett. B* **798** (2019) 134985 [[arXiv:1905.07445](#)] [[INSPIRE](#)].
- [20] CMS collaboration, *Search for anomalous triple gauge couplings in WW and WZ production in lepton + jet events in proton-proton collisions at $\sqrt{s} = 13$ TeV*, *JHEP* **12** (2019) 062 [[arXiv:1907.08354](#)] [[INSPIRE](#)].
- [21] CMS collaboration, *Measurement of electroweak WZ boson production and search for new physics in WZ + two jets events in pp collisions at $\sqrt{s} = 13$ TeV*, *Phys. Lett. B* **795** (2019) 281 [[arXiv:1901.04060](#)] [[INSPIRE](#)].
- [22] CMS collaboration, *Measurements of the $pp \rightarrow WZ$ inclusive and differential production cross section and constraints on charged anomalous triple gauge couplings at $\sqrt{s} = 13$ TeV*, *JHEP* **04** (2019) 122 [[arXiv:1901.03428](#)] [[INSPIRE](#)].
- [23] HEPData record for this analysis, <https://doi.org/10.17182/hepdata.114362> (2022).
- [24] CMS collaboration, *The CMS trigger system*, 2017 *JINST* **12** P01020 [[arXiv:1609.02366](#)] [[INSPIRE](#)].
- [25] CMS collaboration, *The CMS experiment at the CERN LHC*, 2008 *JINST* **3** S08004 [[INSPIRE](#)].
- [26] CMS collaboration, *Performance of missing energy reconstruction in 13 TeV pp collision data using the CMS detector*, CMS-PAS-JME-16-004 (2016).
- [27] P. Nason, *A New method for combining NLO QCD with shower Monte Carlo algorithms*, *JHEP* **11** (2004) 040 [[hep-ph/0409146](#)] [[INSPIRE](#)].
- [28] S. Frixione, P. Nason and C. Oleari, *Matching NLO QCD computations with parton shower simulations: the POWHEG method*, *JHEP* **11** (2007) 070 [[arXiv:0709.2092](#)] [[INSPIRE](#)].
- [29] S. Alioli, P. Nason, C. Oleari and E. Re, *A general framework for implementing NLO calculations in shower Monte Carlo programs: the POWHEG BOX*, *JHEP* **06** (2010) 043 [[arXiv:1002.2581](#)] [[INSPIRE](#)].
- [30] T. Melia, P. Nason, R. Rontsch and G. Zanderighi, *W^+W^- , WZ and ZZ production in the POWHEG BOX*, *JHEP* **11** (2011) 078 [[arXiv:1107.5051](#)] [[INSPIRE](#)].
- [31] P. Nason and G. Zanderighi, *W^+W^- , WZ and ZZ production in the POWHEG-BOX-V2*, *Eur. Phys. J. C* **74** (2014) 2702 [[arXiv:1311.1365](#)] [[INSPIRE](#)].
- [32] J. Alwall et al., *The automated computation of tree-level and next-to-leading order differential cross sections, and their matching to parton shower simulations*, *JHEP* **07** (2014) 079 [[arXiv:1405.0301](#)] [[INSPIRE](#)].
- [33] R. Frederix and S. Frixione, *Merging meets matching in MC@NLO*, *JHEP* **12** (2012) 061 [[arXiv:1209.6215](#)] [[INSPIRE](#)].
- [34] T. Sjöstrand et al., *An introduction to PYTHIA 8.2*, *Comput. Phys. Commun.* **191** (2015) 159 [[arXiv:1410.3012](#)] [[INSPIRE](#)].
- [35] CMS collaboration, *Event generator tunes obtained from underlying event and multiparton scattering measurements*, *Eur. Phys. J. C* **76** (2016) 155 [[arXiv:1512.00815](#)] [[INSPIRE](#)].
- [36] CMS collaboration, *Extraction and validation of a new set of CMS PYTHIA8 tunes from underlying-event measurements*, *Eur. Phys. J. C* **80** (2020) 4 [[arXiv:1903.12179](#)] [[INSPIRE](#)].

- [37] O. Mattelaer, *On the maximal use of Monte Carlo samples: re-weighting events at NLO accuracy*, *Eur. Phys. J. C* **76** (2016) 674 [[arXiv:1607.00763](#)] [[INSPIRE](#)].
- [38] C. Degrande et al., *Effective field theory: A modern approach to anomalous couplings*, *Annals Phys.* **335** (2013) 21 [[arXiv:1205.4231](#)] [[INSPIRE](#)].
- [39] J.M. Campbell and R.K. Ellis, *MCFM for the Tevatron and the LHC*, *Nucl. Phys. B Proc. Suppl.* **205–206** (2010) 10 [[arXiv:1007.3492](#)] [[INSPIRE](#)].
- [40] F. Caola, K. Melnikov, R. Röntsch and L. Tancredi, *QCD corrections to ZZ production in gluon fusion at the LHC*, *Phys. Rev. D* **92** (2015) 094028 [[arXiv:1509.06734](#)] [[INSPIRE](#)].
- [41] GEANT4 collaboration, *GEANT4 — a simulation toolkit*, *Nucl. Instrum. Meth. A* **506** (2003) 250 [[INSPIRE](#)].
- [42] M. Grazzini, S. Kallweit, D. Rathlev and M. Wiesemann, *$W^\pm Z$ production at hadron colliders in NNLO QCD*, *Phys. Lett. B* **761** (2016) 179 [[arXiv:1604.08576](#)] [[INSPIRE](#)].
- [43] M. Grazzini, S. Kallweit, D. Rathlev and M. Wiesemann, *$W^\pm Z$ production at the LHC: fiducial cross sections and distributions in NNLO QCD*, *JHEP* **05** (2017) 139 [[arXiv:1703.09065](#)] [[INSPIRE](#)].
- [44] M. Grazzini, S. Kallweit and M. Wiesemann, *Fully differential NNLO computations with MATRIX*, *Eur. Phys. J. C* **78** (2018) 537 [[arXiv:1711.06631](#)] [[INSPIRE](#)].
- [45] M. Grazzini, S. Kallweit, J.M. Lindert, S. Pozzorini and M. Wiesemann, *NNLO QCD + NLO EW with Matrix + OpenLoops: precise predictions for vector-boson pair production*, *JHEP* **02** (2020) 087 [[arXiv:1912.00068](#)] [[INSPIRE](#)].
- [46] F. Cascioli, P. Maierhofer and S. Pozzorini, *Scattering amplitudes with open loops*, *Phys. Rev. Lett.* **108** (2012) 111601 [[arXiv:1111.5206](#)] [[INSPIRE](#)].
- [47] A. Denner, S. Dittmaier and L. Hofer, *Collier: a fortran-based complex one-loop library in extended regularizations*, *Comput. Phys. Commun.* **212** (2017) 220 [[arXiv:1604.06792](#)] [[INSPIRE](#)].
- [48] S. Catani, L. Cieri, D. de Florian, G. Ferrera and M. Grazzini, *Vector boson production at hadron colliders: hard-collinear coefficients at the NNLO*, *Eur. Phys. J. C* **72** (2012) 2195 [[arXiv:1209.0158](#)] [[INSPIRE](#)].
- [49] S. Catani and M. Grazzini, *An NNLO subtraction formalism in hadron collisions and its application to Higgs boson production at the LHC*, *Phys. Rev. Lett.* **98** (2007) 222002 [[hep-ph/0703012](#)] [[INSPIRE](#)].
- [50] CMS collaboration, *Particle-flow reconstruction and global event description with the CMS detector*, *2017 JINST* **12** P10003 [[arXiv:1706.04965](#)] [[INSPIRE](#)].
- [51] M. Cacciari, G.P. Salam and G. Soyez, *The anti- k_t jet clustering algorithm*, *JHEP* **04** (2008) 063 [[arXiv:0802.1189](#)] [[INSPIRE](#)].
- [52] M. Cacciari, G.P. Salam and G. Soyez, *FastJet user manual*, *Eur. Phys. J. C* **72** (2012) 1896 [[arXiv:1111.6097](#)] [[INSPIRE](#)].
- [53] CMS collaboration, *Electron and photon reconstruction and identification with the CMS experiment at the CERN LHC*, *2021 JINST* **16** P05014 [[arXiv:2012.06888](#)] [[INSPIRE](#)].
- [54] CMS collaboration, *Performance of the CMS muon detector and muon reconstruction with proton-proton collisions at $\sqrt{s} = 13$ TeV*, *2018 JINST* **13** P06015 [[arXiv:1804.04528](#)] [[INSPIRE](#)].

- [55] CMS collaboration, *Jet algorithms performance in 13 TeV data*, [CMS-PAS-JME-16-003](#) (2017).
- [56] CMS collaboration, *Identification of heavy-flavour jets with the CMS detector in pp collisions at 13 TeV*, [2018 JINST 13 P05011](#) [[arXiv:1712.07158](#)] [[INSPIRE](#)].
- [57] CMS collaboration, *Performance of missing transverse momentum reconstruction in proton-proton collisions at $\sqrt{s} = 13$ TeV using the CMS detector*, [2019 JINST 14 P07004](#) [[arXiv:1903.06078](#)] [[INSPIRE](#)].
- [58] CMS collaboration, *Jet energy scale and resolution in the CMS experiment in pp collisions at 8 TeV*, [2017 JINST 12 P02014](#) [[arXiv:1607.03663](#)] [[INSPIRE](#)].
- [59] CMS collaboration, *Search for new physics in same-sign dilepton events in proton-proton collisions at $\sqrt{s} = 13$ TeV*, *Eur. Phys. J. C* **76** (2016) 439 [[arXiv:1605.03171](#)] [[INSPIRE](#)].
- [60] CMS collaboration, *Measurements of production cross sections of WZ and same-sign WW boson pairs in association with two jets in proton-proton collisions at $\sqrt{s} = 13$ TeV*, *Phys. Lett. B* **809** (2020) 135710 [[arXiv:2005.01173](#)] [[INSPIRE](#)].
- [61] CMS collaboration, *Observation of Higgs boson decay to bottom quarks*, *Phys. Rev. Lett.* **121** (2018) 121801 [[arXiv:1808.08242](#)] [[INSPIRE](#)].
- [62] CMS collaboration, *Measurements of Inclusive W and Z Cross Sections in pp Collisions at $\sqrt{s} = 7$ TeV*, *JHEP* **01** (2011) 080 [[arXiv:1012.2466](#)] [[INSPIRE](#)].
- [63] C.J. Clopper and E.S. Pearson, *The use of confidence or fiducial limits illustrated in the case of the binomial*, *Biometrika* **26** (1934) 404.
- [64] CMS collaboration, *Measurement of the inelastic proton-proton cross section at $\sqrt{s} = 13$ TeV*, *JHEP* **07** (2018) 161 [[arXiv:1802.02613](#)] [[INSPIRE](#)].
- [65] CMS collaboration, *Precision luminosity measurement in proton-proton collisions at $\sqrt{s} = 13$ TeV in 2015 and 2016 at CMS*, *Eur. Phys. J. C* **81** (2021) 800 [[arXiv:2104.01927](#)] [[INSPIRE](#)].
- [66] CMS collaboration, *CMS luminosity measurement for the 2017 data-taking period at $\sqrt{s} = 13$ TeV*, [CMS-PAS-LUM-17-004](#) (2018).
- [67] CMS collaboration, *CMS luminosity measurement for the 2018 data-taking period at $\sqrt{s} = 13$ TeV*, [CMS-PAS-LUM-18-002](#) (2019).
- [68] J. Butterworth et al., *PDF4LHC recommendations for LHC Run II*, *J. Phys. G* **43** (2016) 023001 [[arXiv:1510.03865](#)] [[INSPIRE](#)].
- [69] S. Mrenna and P. Skands, *Automated parton-shower variations in PYTHIA 8*, *Phys. Rev. D* **94** (2016) 074005 [[arXiv:1605.08352](#)] [[INSPIRE](#)].
- [70] PARTICLE DATA collaboration, *Review of particle physics*, *Prog. Theor. Exp. Phys.* **2020** (2020) 083C01 [[INSPIRE](#)].
- [71] S. Dulat et al., *New parton distribution functions from a global analysis of quantum chromodynamics*, *Phys. Rev. D* **93** (2016) 033006 [[arXiv:1506.07443](#)] [[INSPIRE](#)].
- [72] L.A. Harland-Lang, A.D. Martin, P. Motylinski and R.S. Thorne, *Parton distributions in the LHC era: MMHT 2014 PDFs*, *Eur. Phys. J. C* **75** (2015) 204 [[arXiv:1412.3989](#)] [[INSPIRE](#)].
- [73] W.T. Giele and S. Keller, *Implications of hadron collider observables on parton distribution function uncertainties*, *Phys. Rev. D* **58** (1998) 094023 [[hep-ph/9803393](#)] [[INSPIRE](#)].

- [74] N. Sato, J.F. Owens and H.B. Prosper, *Bayesian reweighting for global fits*, *Phys. Rev. D* **89** (2014) 114020 [[arXiv:1310.1089](#)] [[INSPIRE](#)].
- [75] J.A. Aguilar-Saavedra and J. Bernab  , *Breaking down the entire W boson spin observables from its decay*, *Phys. Rev. D* **93** (2016) 011301 [[arXiv:1508.04592](#)] [[INSPIRE](#)].
- [76] J.A. Aguilar-Saavedra, J. Bernab  , V.A. Mitsou and A. Segarra, *The Z boson spin observables as messengers of new physics*, *Eur. Phys. J. C* **77** (2017) 234 [[arXiv:1701.03115](#)] [[INSPIRE](#)].
- [77] W.J. Stirling and E. Vryonidou, *Electroweak gauge boson polarisation at the LHC*, *JHEP* **07** (2012) 124 [[arXiv:1204.6427](#)] [[INSPIRE](#)].
- [78] Z. Bern et al., *Left-Handed W Bosons at the LHC*, *Phys. Rev. D* **84** (2011) 034008 [[arXiv:1103.5445](#)] [[INSPIRE](#)].
- [79] G. Cowan, *Statistical Data Analysis*, Oxford University Press, Oxford, U.K. (1998).
- [80] S. Schmitt, *Data unfolding methods in high energy physics*, *EPJ Web Conf.* **137** (2017) 11008 [[arXiv:1611.01927](#)] [[INSPIRE](#)].
- [81] S. Schmitt, *TUnfold: an algorithm for correcting migration effects in high energy physics*, *2012 JINST* **7** T10003 [[arXiv:1205.6201](#)] [[INSPIRE](#)].

The CMS collaboration

Yerevan Physics Institute, Yerevan, Armenia

A. Tumasyan

Institut für Hochenergiephysik, Vienna, Austria

W. Adam, J.W. Andrejkovic, T. Bergauer, S. Chatterjee, M. Dragicevic, A. Escalante Del Valle, R. Frühwirth¹, M. Jeitler¹, N. Krammer, L. Lechner, D. Liko, I. Mikulec, P. Paulitsch, F.M. Pitters, J. Schieck¹, R. Schöffbeck, M. Spanring, S. Templ, W. Waltenberger, C.-E. Wulz¹

Institute for Nuclear Problems, Minsk, Belarus

V. Chekhovsky, A. Litomin, V. Makarenko

Universiteit Antwerpen, Antwerpen, Belgium

M.R. Darwish², E.A. De Wolf, X. Janssen, T. Kello³, A. Lelek, H. Rejeb Sfar, P. Van Mechelen, S. Van Putte, N. Van Remortel

Vrije Universiteit Brussel, Brussel, Belgium

F. Blekman, E.S. Bols, J. D'Hondt, J. De Clercq, M. Delcourt, H. El Faham, S. Lowette, S. Moortgat, A. Morton, D. Müller, A.R. Sahasransu, S. Tavernier, W. Van Doninck, P. Van Mulders

Université Libre de Bruxelles, Bruxelles, Belgium

D. Beghin, B. Bilin, B. Clerbaux, G. De Lentdecker, L. Favart, A. Grebenyuk, A.K. Kalsi, K. Lee, M. Mahdavihorrami, I. Makarenko, L. Moureaux, L. Pétré, A. Popov, N. Postiau, E. Starling, L. Thomas, M. Vanden Bemden, C. Vander Velde, P. Vanlaer, D. Vannerom, L. Wezenbeek

Ghent University, Ghent, Belgium

T. Cornelis, D. Dobur, J. Knolle, L. Lambrecht, G. Mestdach, M. Niedziela, C. Roskas, A. Samalan, K. Skovpen, M. Tytgat, W. Verbeke, B. Vermassen, M. Vit

Université Catholique de Louvain, Louvain-la-Neuve, Belgium

A. Bethani, G. Bruno, F. Bury, C. Caputo, P. David, C. Delaere, I.S. Donertas, A. Giammanco, K. Jaffel, Sa. Jain, V. Lemaitre, K. Mondal, J. Prisciandaro, A. Taliencio, M. Teklishyn, T.T. Tran, P. Vischia, S. Wertz

Centro Brasileiro de Pesquisas Fisicas, Rio de Janeiro, Brazil

G.A. Alves, C. Hensel, A. Moraes

Universidade do Estado do Rio de Janeiro, Rio de Janeiro, Brazil

W.L. Aldá Júnior, M. Alves Gallo Pereira, M. Barroso Ferreira Filho, H. Brandao Malbouisson, W. Carvalho, J. Chinellato⁴, E.M. Da Costa, G.G. Da Silveira⁵, D. De Jesus Damiao, S. Fonseca De Souza, D. Matos Figueiredo, C. Mora Herrera, K. Mota Amarilo, L. Mundim, H. Nogima, P. Rebello Teles, A. Santoro, S.M. Silva Do Amaral, A. Sznajder, M. Thiel, F. Torres Da Silva De Araujo, A. Vilela Pereira

Universidade Estadual Paulista^a, Universidade Federal do ABC^b, São Paulo, Brazil

C.A. Bernardes^{a,a,5}, L. Calligaris^a, T.R. Fernandez Perez Tomei^a, E.M. Gregores^{a,b}, D.S. Lemos^a, P.G. Mercadante^{a,b}, S.F. Novaes^a, Sandra S. Padula^a

Institute for Nuclear Research and Nuclear Energy, Bulgarian Academy of Sciences, Sofia, Bulgaria

A. Aleksandrov, G. Antchev, R. Hadjiiska, P. Iaydjiev, M. Misheva, M. Rodozov, M. Shopova, G. Sultanov

University of Sofia, Sofia, Bulgaria

A. Dimitrov, T. Ivanov, L. Litov, B. Pavlov, P. Petkov, A. Petrov

Beihang University, Beijing, China

T. Cheng, Q. Guo, T. Javaid⁶, M. Mittal, H. Wang, L. Yuan

Department of Physics, Tsinghua University, Beijing, China

M. Ahmad, G. Bauer, C. Dozen⁷, Z. Hu, J. Martins⁸, Y. Wang, K. Yi^{9,10}

Institute of High Energy Physics, Beijing, China

E. Chapon, G.M. Chen⁶, H.S. Chen⁶, M. Chen, F. Iemmi, A. Kapoor, D. Leggat, H. Liao, Z.-A. Liu⁶, V. Milosevic, F. Monti, R. Sharma, J. Tao, J. Thomas-wilsker, J. Wang, H. Zhang, S. Zhang⁶, J. Zhao

State Key Laboratory of Nuclear Physics and Technology, Peking University, Beijing, China

A. Agapitos, Y. Ban, C. Chen, Q. Huang, A. Levin, Q. Li, X. Lyu, Y. Mao, S.J. Qian, D. Wang, Q. Wang, J. Xiao

Sun Yat-Sen University, Guangzhou, China

M. Lu, Z. You

Institute of Modern Physics and Key Laboratory of Nuclear Physics and Ion-beam Application (MOE) — Fudan University, Shanghai, China

X. Gao³, H. Okawa

Zhejiang University, Hangzhou, China

Z. Lin, M. Xiao

Universidad de Los Andes, Bogota, Colombia

C. Avila, A. Cabrera, C. Florez, J. Fraga, A. Sarkar, M.A. Segura Delgado

Universidad de Antioquia, Medellin, Colombia

J. Mejia Guisao, F. Ramirez, J.D. Ruiz Alvarez, C.A. Salazar González

University of Split, Faculty of Electrical Engineering, Mechanical Engineering and Naval Architecture, Split, Croatia

D. Giljanovic, N. Godinovic, D. Lelas, I. Puljak

University of Split, Faculty of Science, Split, Croatia

Z. Antunovic, M. Kovac, T. Sculac

Institute Rudjer Boskovic, Zagreb, CroatiaV. Brigljevic, D. Ferencek, D. Majumder, M. Roguljic, A. Starodumov¹¹, T. Susa**University of Cyprus, Nicosia, Cyprus**

A. Attikis, K. Christoforou, E. Erodotou, A. Ioannou, G. Kole, M. Kolosova, S. Konstantinou, J. Mousa, C. Nicolaou, F. Ptochos, P.A. Razis, H. Rykaczewski, H. Saka

Charles University, Prague, Czech RepublicM. Finger¹², M. Finger Jr.¹², A. Kveton**Escuela Politecnica Nacional, Quito, Ecuador**

E. Ayala

Universidad San Francisco de Quito, Quito, Ecuador

E. Carrera Jarrin

**Academy of Scientific Research and Technology of the Arab Republic of Egypt,
Egyptian Network of High Energy Physics, Cairo, Egypt**H. Abdalla¹³, S. Elgammal^{14,14,14} S. Elgammal^{14,14,14} S. Elgammal^{14,14,14}**Center for High Energy Physics (CHEP-FU), Fayoum University, El-Fayoum,
Egypt**

A. Lotfy, M.A. Mahmoud

National Institute of Chemical Physics and Biophysics, Tallinn, Estonia

S. Bhowmik, R.K. Dewanjee, K. Ehataht, M. Kadastik, S. Nandan, C. Nielsen, J. Pata, M. Raidal, L. Tani, C. Veelken

Department of Physics, University of Helsinki, Helsinki, Finland

P. Eerola, L. Forthomme, H. Kirschenmann, K. Osterberg, M. Voutilainen

Helsinki Institute of Physics, Helsinki, Finland

S. Bharthuar, E. Brücken, F. Garcia, J. Havukainen, M.S. Kim, R. Kinnunen, T. Lampén, K. Lassila-Perini, S. Lehti, T. Lindén, M. Lotti, L. Martikainen, M. Myllymäki, J. Ott, H. Siikonen, E. Tuominen, J. Tuominiemi

Lappeenranta University of Technology, Lappeenranta, Finland

P. Luukka, H. Petrow, T. Tuuva

IRFU, CEA, Université Paris-Saclay, Gif-sur-Yvette, FranceC. Amendola, M. Besancon, F. Couderc, M. Dejardin, D. Denegri, J.L. Faure, F. Ferri, S. Ganjour, A. Givernaud, P. Gras, G. Hamel de Monchenault, P. Jarry, B. Lenzi, E. Locci, J. Malcles, J. Rander, A. Rosowsky, M.Ö. Sahin, A. Savoy-Navarro¹⁵, M. Titov, G.B. Yu**Laboratoire Leprince-Ringuet, CNRS/IN2P3, Ecole Polytechnique, Institut
Polytechnique de Paris, Palaiseau, France**

S. Ahuja, F. Beaudette, M. Bonanomi, A. Buchot Perraguin, P. Busson, A. Cappati, C. Charlot, O. Davignon, B. Diab, G. Falmagne, S. Ghosh, R. Granier de Cassagnac,

A. Hakimi, I. Kucher, M. Nguyen, C. Ochando, P. Paganini, J. Rembser, R. Salerno, J.B. Sauvan, Y. Sirois, A. Zabi, A. Zghiche

Université de Strasbourg, CNRS, IPHC UMR 7178, Strasbourg, France

J.-L. Agram¹⁶, J. Andrea, D. Appar, D. Bloch, G. Bourgatte, J.-M. Brom, E.C. Chabert, C. Collard, D. Darej, J.-C. Fontaine¹⁶, U. Goerlach, C. Grimault, A.-C. Le Bihan, E. Nibigira, P. Van Hove

Institut de Physique des 2 Infinis de Lyon (IP2I), Villeurbanne, France

E. Asilar, S. Beauceron, C. Bernet, G. Boudoul, C. Camen, A. Carle, N. Chanon, D. Contardo, P. Depasse, H. El Mamouni, J. Fay, S. Gascon, M. Gouzevitch, B. Ille, I.B. Laktineh, H. Lattaud, A. Lesauvage, M. Lethuillier, L. Mirabito, S. Perries, K. Shchablo, V. Sordini, L. Torterotot, G. Touquet, M. Vander Donckt, S. Viret

Georgian Technical University, Tbilisi, Georgia

I. Lomidze, T. Toriashvili¹⁷, Z. Tsamalaidze¹²

RWTH Aachen University, I. Physikalisches Institut, Aachen, Germany

L. Feld, K. Klein, M. Lipinski, D. Meuser, A. Pauls, M.P. Rauch, N. Röwert, J. Schulz, M. Teroerde

RWTH Aachen University, III. Physikalisches Institut A, Aachen, Germany

A. Dodonova, D. Eliseev, M. Erdmann, P. Fackeldey, B. Fischer, S. Ghosh, T. Hebbeker, K. Hoepfner, F. Ivone, H. Keller, L. Mastrolorenzo, M. Merschmeyer, A. Meyer, G. Moccia, S. Mondal, S. Mukherjee, D. Noll, A. Novak, T. Pook, A. Pozdnyakov, Y. Rath, H. Reithler, J. Roemer, A. Schmidt, S.C. Schuler, A. Sharma, L. Vigilante, S. Wiedenbeck, S. Zaleski

RWTH Aachen University, III. Physikalisches Institut B, Aachen, Germany

C. Dziwok, G. Flügge, W. Haj Ahmad¹⁸, O. Hlushchenko, T. Kress, A. Nowack, C. Pistone, O. Pooth, D. Roy, H. Sert, A. Stahl¹⁹, T. Ziemons

Deutsches Elektronen-Synchrotron, Hamburg, Germany

H. Aarup Petersen, M. Aldaya Martin, P. Asmuss, I. Babounikau, S. Baxter, O. Behnke, A. Bermúdez Martínez, S. Bhattacharya, A.A. Bin Anuar, K. Borras²⁰, V. Botta, D. Brunner, A. Campbell, A. Cardini, C. Cheng, F. Colombina, S. Consuegra Rodríguez, G. Correia Silva, V. Danilov, L. Didukh, G. Eckerlin, D. Eckstein, L.I. Estevez Banos, O. Filatov, E. Gallo²¹, A. Geiser, A. Giraldi, A. Grohsjean, M. Guthoff, A. Jafari²², N.Z. Jomhari, H. Jung, A. Kasem²⁰, M. Kasemann, H. Kaveh, C. Kleinwort, D. Krücker, W. Lange, J. Lidrych, K. Lipka, W. Lohmann²³, R. Mankel, I.-A. Melzer-Pellmann, J. Metwally, A.B. Meyer, M. Meyer, J. Mnich, A. Mussgiller, Y. Otari, D. Pérez Adán, D. Pitzl, A. Raspereza, B. Ribeiro Lopes, J. Rübenach, A. Saggio, A. Saibel, M. Savitskyi, M. Scham, V. Scheurer, C. Schwanenberger²¹, A. Singh, R.E. Sosa Ricardo, D. Stafford, N. Tonon, O. Turkot, M. Van De Klundert, R. Walsh, D. Walter, Y. Wen, K. Wichmann, L. Wiens, C. Wissing, S. Wuchterl

University of Hamburg, Hamburg, Germany

R. Aggleton, S. Albrecht, S. Bein, L. Benato, A. Benecke, P. Connor, K. De Leo, M. Eich, F. Feindt, A. Fröhlich, C. Garbers, E. Garutti, P. Gunnellini, J. Haller, A. Hinzmann, G. Kasieczka, R. Klanner, R. Kogler, T. Kramer, V. Kutzner, J. Lange, T. Lange, A. Lobanov, A. Malara, A. Nigamova, K.J. Pena Rodriguez, O. Rieger, P. Schleper, M. Schröder, J. Schwandt, D. Schwarz, J. Sonneveld, H. Stadie, G. Steinbrück, A. Tews, B. Vormwald, I. Zoi

Karlsruher Institut fuer Technologie, Karlsruhe, Germany

J. Bechtel, T. Berger, E. Butz, R. Caspart, T. Chwalek, W. De Boer[†], A. Dierlamm, A. Droll, K. El Morabit, N. Faltermann, M. Giffels, J.o. Gosewisch, A. Gottmann, F. Hartmann¹⁹, C. Heidecker, U. Husemann, I. Katkov²⁴, P. Keicher, R. Koppenhöfer, S. Maier, M. Metzler, S. Mitra, Th. Müller, M. Neukum, A. Nürnberg, G. Quast, K. Rabbertz, J. Rauser, D. Savoie, M. Schnepf, D. Seith, I. Shvetsov, H.J. Simonis, R. Ulrich, J. Van Der Linden, R.F. Von Cube, M. Wassmer, M. Weber, S. Wieland, R. Wolf, S. Wozniowski, S. Wunsch

Institute of Nuclear and Particle Physics (INPP), NCSR Demokritos, Aghia Paraskevi, Greece

G. Anagnostou, G. Daskalakis, T. Geralis, A. Kyriakis, D. Loukas, A. Stakia

National and Kapodistrian University of Athens, Athens, Greece

M. Diamantopoulou, D. Karasavvas, G. Karathanasis, P. Kontaxakis, C.K. Koraka, A. Manousakis-katsikakis, A. Panagiotou, I. Papavergou, N. Saoulidou, K. Theofilatos, E. Tziaferi, K. Vellidis, E. Vourliotis

National Technical University of Athens, Athens, Greece

G. Bakas, K. Kousouris, I. Papakrivopoulos, G. Tsipolitis, A. Zacharopoulou

University of Ioánnina, Ioánnina, Greece

I. Evangelou, C. Foudas, P. Gianneios, P. Katsoulis, P. Kokkas, N. Manthos, I. Papadopoulos, J. Strologas

MTA-ELTE Lendület CMS Particle and Nuclear Physics Group, Eötvös Loránd University, Budapest, Hungary

M. Csanad, K. Farkas, M.M.A. Gadallah²⁵, S. Lökös²⁶, P. Major, K. Mandal, A. Mehta, G. Pasztor, A.J. Rádl, O. Surányi, G.I. Veres

Wigner Research Centre for Physics, Budapest, Hungary

M. Bartók²⁷, G. Bencze, C. Hajdu, D. Horvath²⁸, F. Sikler, V. Veszpremi, G. Vesztergombi[†]

Institute of Nuclear Research ATOMKI, Debrecen, Hungary

S. Czellar, J. Karancsi²⁷, J. Molnar, Z. Szillasi, D. Teyssier

Institute of Physics, University of Debrecen, Debrecen, Hungary

P. Raics, Z.L. Trocsanyi²⁹, B. Ujvari

Karoly Robert Campus, MATE Institute of Technology, Gyongyos, Hungary

T. Csorgo³⁰, F. Nemes³⁰, T. Novak

Indian Institute of Science (IISc), Bangalore, India

J.R. Komaragiri, D. Kumar, L. Panwar, P.C. Tiwari

National Institute of Science Education and Research, HBNI, Bhubaneswar, India

S. Bahinipati³¹, C. Kar, P. Mal, T. Mishra, V.K. Muraleedharan Nair Bindhu³², A. Nayak³², P. Saha, N. Sur, S.K. Swain, D. Vats³²

Panjab University, Chandigarh, India

S. Bansal, S.B. Beri, V. Bhatnagar, G. Chaudhary, S. Chauhan, N. Dhingra³³, R. Gupta, A. Kaur, M. Kaur, S. Kaur, P. Kumari, M. Meena, K. Sandeep, J.B. Singh, A.K. Virdi

University of Delhi, Delhi, India

A. Ahmed, A. Bhardwaj, B.C. Choudhary, M. Gola, S. Keshri, A. Kumar, M. Naimuddin, P. Priyanka, K. Ranjan, A. Shah

Saha Institute of Nuclear Physics, HBNI, Kolkata, India

M. Bharti³⁴, R. Bhattacharya, S. Bhattacharya, D. Bhowmik, S. Dutta, S. Dutta, B. Gomber³⁵, M. Maity³⁶, P. Palit, P.K. Rout, G. Saha, B. Sahu, S. Sarkar, M. Sharan, B. Singh³⁴, S. Thakur³⁴

Indian Institute of Technology Madras, Madras, India

P.K. Behera, S.C. Behera, P. Kalbhor, A. Muhammad, R. Pradhan, P.R. Pujahari, A. Sharma, A.K. Sikdar

Bhabha Atomic Research Centre, Mumbai, India

D. Dutta, V. Jha, V. Kumar, D.K. Mishra, K. Naskar³⁷, P.K. Netrakanti, L.M. Pant, P. Shukla

Tata Institute of Fundamental Research-A, Mumbai, India

T. Aziz, S. Dugad, M. Kumar, U. Sarkar

Tata Institute of Fundamental Research-B, Mumbai, India

S. Banerjee, R. Chudasama, M. Guchait, S. Karmakar, S. Kumar, G. Majumder, K. Mazumdar, S. Mukherjee

Indian Institute of Science Education and Research (IISER), Pune, India

K. Alpana, S. Dube, B. Kansal, A. Laha, S. Pandey, A. Rane, A. Rastogi, S. Sharma

Isfahan University of Technology, Isfahan, Iran

H. Bakhshiansohi³⁸, M. Zeinali³⁹

Institute for Research in Fundamental Sciences (IPM), Tehran, Iran

S. Chenarani⁴⁰, S.M. Etesami, M. Khakzad, M. Mohammadi Najafabadi

University College Dublin, Dublin, Ireland

M. Grunewald

INFN Sezione di Bari^a, Università di Bari^b, Politecnico di Bari^c, Bari, Italy

M. Abbrescia^{a,b}, R. Aly^{a,b,41}, C. Aruta^{a,b}, A. Colaleo^a, D. Creanza^{a,c}, N. De Filippis^{a,c}, M. De Palma^{a,b}, A. Di Florio^{a,b}, A. Di Pilato^{a,b}, W. Elmetenawee^{a,b}, L. Fiore^a, A. Gelmi^{a,b}, M. Gul^a, G. Iaselli^{a,c}, M. Ince^{a,b}, S. Lezki^{a,b}, G. Maggi^{a,c}, M. Maggi^a, I. Margjeka^{a,b}, V. Mastrapasqua^{a,b}, J.A. Merlin^a, S. My^{a,b}, S. Nuzzo^{a,b}, A. Pellecchia^{a,b}, A. Pompili^{a,b}, G. Pugliese^{a,c}, A. Ranieri^a, G. Selvaggi^{a,b}, L. Silvestris^a, F.M. Simone^{a,b}, R. Venditti^a, P. Verwilligen^a

INFN Sezione di Bologna^a, Università di Bologna^b, Bologna, Italy

G. Abbiendi^a, C. Battilana^{a,b}, D. Bonacorsi^{a,b}, L. Borgonovi^a, L. Brigliadori^a, R. Campanini^{a,b}, P. Capiluppi^{a,b}, A. Castro^{a,b}, F.R. Cavallo^a, M. Cuffiani^{a,b}, G.M. Dallavalle^a, T. Diotallevi^{a,b}, F. Fabbri^a, A. Fanfani^{a,b}, P. Giacomelli^a, L. Giommi^{a,b}, C. Grandi^a, L. Guiducci^{a,b}, S. Lo Meo^{a,42}, L. Lunerti^{a,b}, S. Marcellini^a, G. Masetti^a, F.L. Navarria^{a,b}, A. Perrotta^a, F. Primavera^{a,b}, A.M. Rossi^{a,b}, T. Rovelli^{a,b}, G.P. Siroli^{a,b}

INFN Sezione di Catania^a, Università di Catania^b, Catania, Italy

S. Albergo^{a,b,43}, S. Costa^{a,b,43}, A. Di Mattia^a, R. Potenza^{a,b}, A. Tricomi^{a,b,43}, C. Tuve^{a,b}

INFN Sezione di Firenze^a, Università di Firenze^b, Firenze, Italy

G. Barbagli^a, A. Cassese^a, R. Ceccarelli^{a,b}, V. Ciulli^{a,b}, C. Civinini^a, R. D'Alessandro^{a,b}, E. Focardi^{a,b}, G. Latino^{a,b}, P. Lenzi^{a,b}, M. Lizzo^{a,b}, M. Meschini^a, S. Paoletti^a, R. Seidita^{a,b}, G. Sguazzoni^a, L. Viliani^a

INFN Laboratori Nazionali di Frascati, Frascati, Italy

L. Benussi, S. Bianco, D. Piccolo

INFN Sezione di Genova^a, Università di Genova^b, Genova, Italy

M. Bozzo^{a,b}, F. Ferro^a, R. Mulargia^{a,b}, E. Robutti^a, S. Tosi^{a,b}

INFN Sezione di Milano-Bicocca^a, Università di Milano-Bicocca^b, Milano, Italy

A. Benaglia^a, F. Brivio^{a,b}, F. Cetorelli^{a,b}, V. Ciriolo^{a,b,19}, F. De Guio^{a,b}, M.E. Dinardo^{a,b}, P. Dini^a, S. Gennai^a, A. Ghezzi^{a,b}, P. Govoni^{a,b}, L. Guzzi^{a,b}, M. Malberti^a, S. Malvezzi^a, A. Massironi^a, D. Menasce^a, L. Moroni^a, M. Paganoni^{a,b}, D. Pedrini^a, S. Ragazzi^{a,b}, N. Redaelli^a, T. Tabarelli de Fatis^{a,b}, D. Valsecchi^{a,b,19}, D. Zuolo^{a,b}

INFN Sezione di Napoli^a, Università di Napoli ‘Federico II’^b, Napoli, Italy, Università della Basilicata^c, Potenza, Italy, Università G. Marconi^d, Roma, Italy

S. Buontempo^a, F. Carnevali^{a,b}, N. Cavallo^{a,c}, A. De Iorio^{a,b}, F. Fabozzi^{a,c}, A.O.M. Iorio^{a,b}, L. Lista^{a,b}, S. Meola^{a,d,19}, P. Paolucci^{a,19}, B. Rossi^a, C. Sciacca^{a,b}

INFN Sezione di Padova^a, Università di Padova^b, Padova, Italy, Università di Trento^c, Trento, Italy

P. Azzi^a, N. Bacchetta^a, D. Bisello^{a,b}, P. Bortignon^a, A. Bragagnolo^{a,b}, R. Carlin^{a,b}, P. Checchia^a, T. Dorigo^a, U. Dosselli^a, F. Gasparini^{a,b}, U. Gasparini^{a,b}, S.Y. Hoh^{a,b}, L. Layer^{a,44}, M. Margoni^{a,b}, A.T. Meneguzzo^{a,b}, J. Pazzini^{a,b}, M. Presilla^{a,b}, P. Ronchese^{a,b}, R. Rossin^{a,b}, F. Simonetto^{a,b}, G. Strong^a, M. Tosi^{a,b}, H. Yarar^{a,b}, M. Zanetti^{a,b}, P. Zotto^{a,b}, A. Zucchetta^{a,b}, G. Zumerle^{a,b}

INFN Sezione di Pavia^a, Università di Pavia^b, Pavia, Italy

C. Aimè^{a,b}, A. Braghieri^a, S. Calzaferri^{a,b}, D. Fiorina^{a,b}, P. Montagna^{a,b}, S.P. Ratti^{a,b}, V. Re^a, C. Riccardi^{a,b}, P. Salvini^a, I. Vai^a, P. Vitulo^{a,b}

INFN Sezione di Perugia^a, Università di Perugia^b, Perugia, Italy

P. Asenov^{a,45}, G.M. Bilei^a, D. Ciangottini^{a,b}, L. Fanò^{a,b}, P. Lariccia^{a,b}, M. Magherini^b, G. Mantovani^{a,b}, V. Mariani^{a,b}, M. Menichelli^a, F. Moscatelli^{a,45}, A. Piccinelli^{a,b}, A. Rossi^{a,b}, A. Santocchia^{a,b}, D. Spiga^a, T. Tedeschi^{a,b}

INFN Sezione di Pisa^a, Università di Pisa^b, Scuola Normale Superiore di Pisa^c, Pisa Italy, Università di Siena^d, Siena, Italy

P. Azzurri^a, G. Bagliesi^a, V. Bertacchi^{a,c}, L. Bianchini^a, T. Boccali^a, E. Bossini^{a,b}, R. Castaldi^a, M.A. Ciocci^{a,b}, V. D'Amante^{a,d}, R. Dell'Orso^a, M.R. Di Domenico^{a,d}, S. Donato^a, A. Giassi^a, F. Ligabue^{a,c}, E. Manca^{a,c}, G. Mandorli^{a,c}, A. Messineo^{a,b}, F. Palla^a, S. Parolia^{a,b}, G. Ramirez-Sanchez^{a,c}, A. Rizzi^{a,b}, G. Rolandi^{a,c}, S. Roy Chowdhury^{a,c}, A. Scribano^a, N. Shafiei^{a,b}, P. Spagnolo^a, R. Tenchini^a, G. Tonelli^{a,b}, N. Turini^{a,d}, A. Venturi^a, P.G. Verdini^a

INFN Sezione di Roma^a, Sapienza Università di Roma^b, Rome, Italy

M. Campana^{a,b}, F. Cavallari^a, D. Del Re^{a,b}, E. Di Marco^a, M. Diemoz^a, E. Longo^{a,b}, P. Meridiani^a, G. Organtini^{a,b}, F. Pandolfi^a, R. Paramatti^{a,b}, C. Quaranta^{a,b}, S. Rahatlou^{a,b}, C. Rovelli^a, F. Santanastasio^{a,b}, L. Soffi^a, R. Tramontano^{a,b}

INFN Sezione di Torino^a, Università di Torino^b, Torino, Italy, Università del Piemonte Orientale^c, Novara, Italy

N. Amapane^{a,b}, R. Arcidiacono^{a,c}, S. Argiro^{a,b}, M. Arneodo^{a,c}, N. Bartosik^a, R. Bellan^{a,b}, A. Bellora^{a,b}, J. Berenguer Antequera^{a,b}, C. Biino^a, N. Cartiglia^a, S. Cometti^a, M. Costa^{a,b}, R. Covarelli^{a,b}, N. Demaria^a, B. Kiani^{a,b}, F. Legger^a, C. Mariotti^a, S. Maselli^a, E. Migliore^{a,b}, E. Monteil^{a,b}, M. Monteno^a, M.M. Obertino^{a,b}, G. Ortona^a, L. Pacher^{a,b}, N. Pastrone^a, M. Pelliccioni^a, G.L. Pinna Angioni^{a,b}, M. Ruspa^{a,c}, K. Shchelina^{a,b}, F. Siviero^{a,b}, V. Sola^a, A. Solano^{a,b}, D. Soldi^{a,b}, A. Staiano^a, M. Tornago^{a,b}, D. Trocino^{a,b}, A. Vagnerini

INFN Sezione di Trieste^a, Università di Trieste^b, Trieste, Italy

S. Belforte^a, V. Candelise^{a,b}, M. Casarsa^a, F. Cossutti^a, A. Da Rold^{a,b}, G. Della Ricca^{a,b}, G. Sorrentino^{a,b}, F. Vazzoler^{a,b}

Kyungpook National University, Daegu, Korea

S. Dogra, C. Huh, B. Kim, D.H. Kim, G.N. Kim, J. Kim, J. Lee, S.W. Lee, C.S. Moon, Y.D. Oh, S.I. Pak, B.C. Radburn-Smith, S. Sekmen, Y.C. Yang

Chonnam National University, Institute for Universe and Elementary Particles, Kwangju, Korea

H. Kim, D.H. Moon

Hanyang University, Seoul, Korea

B. Francois, T.J. Kim, J. Park

Korea University, Seoul, Korea

S. Cho, S. Choi, Y. Go, B. Hong, K. Lee, K.S. Lee, J. Lim, J. Park, S.K. Park, J. Yoo

Kyung Hee University, Department of Physics, Seoul, Republic of Korea

J. Goh, A. Gurtu

Sejong University, Seoul, Korea

H.S. Kim, Y. Kim

Seoul National University, Seoul, Korea

J. Almond, J.H. Bhyun, J. Choi, S. Jeon, J. Kim, J.S. Kim, S. Ko, H. Kwon, H. Lee, S. Lee, B.H. Oh, M. Oh, S.B. Oh, H. Seo, U.K. Yang, I. Yoon

University of Seoul, Seoul, Korea

W. Jang, D. Jeon, D.Y. Kang, Y. Kang, J.H. Kim, S. Kim, B. Ko, J.S.H. Lee, Y. Lee, I.C. Park, Y. Roh, M.S. Ryu, D. Song, I.J. Watson, S. Yang

Yonsei University, Department of Physics, Seoul, Korea

S. Ha, H.D. Yoo

Sungkyunkwan University, Suwon, Korea

M. Choi, Y. Jeong, H. Lee, Y. Lee, I. Yu

College of Engineering and Technology, American University of the Middle East (AUM), Egaila, Kuwait

T. Beyrouthy, Y. Maghrbi

Riga Technical University, Riga, Latvia

T. Torims, V. Veckalns⁴⁶

Vilnius University, Vilnius, Lithuania

M. Ambrozas, A. Carvalho Antunes De Oliveira, A. Juodagalvis, A. Rinkevicius, G. Tamulaitis

National Centre for Particle Physics, Universiti Malaya, Kuala Lumpur, Malaysia

N. Bin Norjoharuddeen, W.A.T. Wan Abdullah, M.N. Yusli, Z. Zolkapli

Universidad de Sonora (UNISON), Hermosillo, Mexico

J.F. Benitez, A. Castaneda Hernandez, M. León Coello, J.A. Murillo Quijada, A. Sehwat, L. Valencia Palomo

Centro de Investigacion y de Estudios Avanzados del IPN, Mexico City, Mexico

G. Ayala, H. Castilla-Valdez, E. De La Cruz-Burelo, I. Heredia-De La Cruz⁴⁷, R. Lopez-Fernandez, C.A. Mondragon Herrera, D.A. Perez Navarro, A. Sanchez-Hernandez

Universidad Iberoamericana, Mexico City, Mexico

S. Carrillo Moreno, C. Oropeza Barrera, M. Ramirez-Garcia, F. Vazquez Valencia

Benemerita Universidad Autonoma de Puebla, Puebla, Mexico

I. Pedraza, H.A. Salazar Ibarguen, C. Uribe Estrada

University of Montenegro, Podgorica, Montenegro

J. Mijuskovic⁴⁸, N. Raicevic

University of Auckland, Auckland, New Zealand

D. Krofcheck

University of Canterbury, Christchurch, New Zealand

S. Bheesette, P.H. Butler

National Centre for Physics, Quaid-I-Azam University, Islamabad, Pakistan

A. Ahmad, M.I. Asghar, A. Awais, M.I.M. Awan, H.R. Hoorani, W.A. Khan, M.A. Shah, M. Shoaib, M. Waqas

AGH University of Science and Technology Faculty of Computer Science, Electronics and Telecommunications, Krakow, Poland

V. Avati, L. Grzanka, M. Malawski

National Centre for Nuclear Research, Swierk, Poland

H. Bialkowska, M. Bluj, B. Boimska, M. Górski, M. Kazana, M. Szeleper, P. Zalewski

Institute of Experimental Physics, Faculty of Physics, University of Warsaw, Warsaw, Poland

K. Bunkowski, K. Doroba, A. Kalinowski, M. Konecki, J. Krolikowski, M. Walczak

Laboratório de Instrumentação e Física Experimental de Partículas, Lisboa, Portugal

M. Araujo, P. Bargassa, D. Bastos, A. Boletti, P. Faccioli, M. Gallinaro, J. Hollar, N. Leonardo, T. Niknejad, M. Pisano, J. Seixas, O. Toldaiev, J. Varela

Joint Institute for Nuclear Research, Dubna, Russia

S. Afanasiev, D. Budkouski, I. Golutvin, I. Gorbunov, V. Karjavine, V. Korenkov, A. Lanev, A. Malakhov, V. Matveev^{49,50}, V. Palichik, V. Perelygin, M. Savina, D. Seitova, V. Shalaev, S. Shmatov, S. Shulha, V. Smirnov, O. Teryaev, N. Voytishin, B.S. Yuldashev⁵¹, A. Zarubin, I. Zhizhin

Petersburg Nuclear Physics Institute, Gatchina (St. Petersburg), Russia

G. Gavrillov, V. Golovtcov, Y. Ivanov, V. Kim⁵², E. Kuznetsova⁵³, V. Murzin, V. Oreshkin, I. Smirnov, D. Sosnov, V. Sulimov, L. Uvarov, S. Volkov, A. Vorobyev

Institute for Nuclear Research, Moscow, Russia

Yu. Andreev, A. Dermenev, S. Gninenko, N. Golubev, A. Karneyeu, D. Kirpichnikov, M. Kirsanov, N. Krasnikov, A. Pashenkov, G. Pivovarov, D. Tlisov[†], A. Toropin

Institute for Theoretical and Experimental Physics named by A.I. Alikhanov of NRC ‘Kurchatov Institute’, Moscow, Russia

V. Epshteyn, V. Gavrillov, N. Lychkovskaya, A. Nikitenko⁵⁴, V. Popov, A. Spiridonov, A. Stepenov, M. Toms, E. Vlasov, A. Zhokin

Moscow Institute of Physics and Technology, Moscow, Russia

T. Aushev

National Research Nuclear University ‘Moscow Engineering Physics Institute’ (MEPhI), Moscow, Russia

O. Bychkova, M. Chadeeva⁵⁵, P. Parygin, E. Popova, V. Rusinov

P.N. Lebedev Physical Institute, Moscow, Russia

V. Andreev, M. Azarkin, I. Dremin, M. Kirakosyan, A. Terkulov

Skobeltsyn Institute of Nuclear Physics, Lomonosov Moscow State University, Moscow, Russia

A. Belyaev, E. Boos, V. Bunichev, M. Dubinin⁵⁶, L. Dudko, V. Klyukhin, O. Kodolova, I. Lokhtin, S. Obraztsov, M. Perfilov, S. Petrushanko, V. Savrin, A. Snigirev

Novosibirsk State University (NSU), Novosibirsk, Russia

V. Blinov⁵⁷, T. Dimova⁵⁷, L. Kardapoltsev⁵⁷, A. Kozyrev⁵⁷, I. Ovtin⁵⁷, Y. Skovpen⁵⁷

Institute for High Energy Physics of National Research Centre ‘Kurchatov Institute’, Protvino, Russia

I. Azhgirey, I. Bayshev, D. Elumakhov, V. Kachanov, D. Konstantinov, P. Mandrik, V. Petrov, R. Ryutin, S. Slabospitskii, A. Sobol, S. Troshin, N. Tyurin, A. Uzunian, A. Volkov

National Research Tomsk Polytechnic University, Tomsk, Russia

A. Babaev, V. Okhotnikov

Tomsk State University, Tomsk, Russia

V. Borshch, V. Ivanchenko, E. Tcherniaev

University of Belgrade: Faculty of Physics and VINCA Institute of Nuclear Sciences, Belgrade, Serbia

P. Adzic⁵⁸, M. Dordevic, P. Milenovic, J. Milosevic

Centro de Investigaciones Energéticas Medioambientales y Tecnológicas (CIEMAT), Madrid, Spain

M. Aguilar-Benitez, J. Alcaraz Maestre, A. Álvarez Fernández, I. Bachiller, M. Barrio Luna, Cristina F. Bedoya, C.A. Carrillo Montoya, M. Cepeda, M. Cerrada, N. Colino, B. De La Cruz, A. Delgado Peris, J.P. Fernández Ramos, J. Flix, M.C. Fouz, O. Gonzalez Lopez, S. Goy Lopez, J.M. Hernandez, M.I. Josa, J. León Holgado, D. Moran, Á. Navarro Tobar, A. Pérez-Calero Yzquierdo, J. Puerta Pelayo, I. Redondo, L. Romero, S. Sánchez Navas, L. Urda Gómez, C. Willmott

Universidad Autónoma de Madrid, Madrid, Spain

J.F. de Trocóniz, R. Reyes-Almanza

Universidad de Oviedo, Instituto Universitario de Ciencias y Tecnologías Espaciales de Asturias (ICTEA), Oviedo, Spain

B. Alvarez Gonzalez, J. Cuevas, C. Erice, J. Fernandez Menendez, S. Folgueras, I. Gonzalez Caballero, J.R. González Fernández, E. Palencia Cortezon, C. Ramón Álvarez, J. Ripoll Sau, V. Rodríguez Bouza, A. Trapote, N. Trevisani

Instituto de Física de Cantabria (IFCA), CSIC-Universidad de Cantabria, Santander, Spain

J.A. Brochero Cifuentes, I.J. Cabrillo, A. Calderon, J. Duarte Campderros, M. Fernandez, C. Fernandez Madrazo, P.J. Fernández Manteca, A. García Alonso, G. Gomez, C. Martinez Rivero, P. Martinez Ruiz del Arbol, F. Matorras, P. Matorras Cuevas, J. Piedra Gomez, C. Prieels, T. Rodrigo, A. Ruiz-Jimeno, L. Scodellaro, I. Vila, J.M. Vizán García

University of Colombo, Colombo, Sri Lanka

M.K. Jayananda, B. Kailasapathy⁵⁹, D.U.J. Sonnadara, D.D.C. Wickramarathna

University of Ruhuna, Department of Physics, Matara, Sri Lanka

W.G.D. Dharmaratna, K. Liyanage, N. Perera, N. Wickramage

CERN, European Organization for Nuclear Research, Geneva, Switzerland

T.K. Aarrestad, D. Abbaneo, J. Alimena, E. Auffray, G. Auzinger, J. Baechler, P. Baillon[†], D. Barney, J. Bendavid, M. Bianco, A. Bocci, T. Camporesi, M. Capeans Garrido, G. Cerminara, S.S. Chhibra, M. Cipriani, L. Cristella, D. d’Enterria, A. Dabrowski, N. Daci, A. David, A. De Roeck, M.M. Defranchis, M. Deile, M. Dobson, M. Dünser, N. Dupont, A. Elliott-Peisert, N. Emriskova, F. Fallavollita⁶⁰, D. Fasanella, S. Fiorendi, A. Florent, G. Franzoni, W. Funk, S. Giani, D. Gigi, K. Gill, F. Glege, L. Gouskos, M. Haranko, J. Hegeman, Y. Iiyama, V. Innocente, T. James, P. Janot, J. Kaspar, J. Kieseler, M. Komm, N. Kratochwil, C. Lange, S. Laurila, P. Lecoq, K. Long, C. Lourenço, L. Malgeri, S. Mallios, M. Mannelli, A.C. Marini, F. Meijers, S. Mersi, E. Meschi, F. Moortgat, M. Mulders, S. Orfanelli, L. Orsini, F. Pantaleo, L. Pape, E. Perez, M. Peruzzi, A. Petrilli, G. Petrucciani, A. Pfeiffer, M. Pierini, D. Piparo, M. Pitt, H. Qu, T. Quast, D. Rabady, A. Racz, G. Reales Gutiérrez, M. Rieger, M. Rovere, H. Sakulin, J. Salfeld-Nebgen, S. Scarfi, C. Schäfer, C. Schwick, M. Selvaggi, A. Sharma, P. Silva, W. Snoeys, P. Sphicas⁶¹, S. Summers, V.R. Tavolaro, D. Treille, A. Tsiros, G.P. Van Onsem, M. Verzetti, J. Wanczyk⁶², K.A. Wozniak, W.D. Zeuner

Paul Scherrer Institut, Villigen, Switzerland

L. Caminada⁶³, A. Ebrahimi, W. Erdmann, R. Horisberger, Q. Ingram, H.C. Kaestli, D. Kotlinski, U. Langenegger, M. Missiroli, T. Rohe

ETH Zurich — Institute for Particle Physics and Astrophysics (IPA), Zurich, Switzerland

K. Androsov⁶², M. Backhaus, P. Berger, A. Calandri, N. Chernyavskaya, A. De Cosa, G. Dissertori, M. Dittmar, M. Donegà, C. Dorfer, F. Eble, K. Gedia, F. Glessgen, T.A. Gómez Espinosa, C. Grab, D. Hits, W. Lustermann, A.-M. Lyon, R.A. Manzoni, C. Martin Perez, M.T. Meinhard, F. Nessi-Tedaldi, J. Niedziela, F. Pauss, V. Perovic, S. Pigazzini, M.G. Ratti, M. Reichmann, C. Reissel, T. Reitenspiess, B. Ristic, D. Ruini, D.A. Sanz Becerra, M. Schönenberger, V. Stampf, J. Steggemann⁶², R. Wallny, D.H. Zhu

Universität Zürich, Zurich, Switzerland

C. Amsler⁶⁴, P. Bärtschi, C. Botta, D. Brzhechko, M.F. Canelli, K. Cormier, A. De Wit, R. Del Burgo, J.K. Heikkilä, M. Huwiler, A. Jofrehei, B. Kilminster, S. Leontsinis, A. Macchiolo, P. Meiring, V.M. Mikuni, U. Molinatti, I. Neutelings, A. Reimers, P. Robmann, S. Sanchez Cruz, K. Schweiger, Y. Takahashi

National Central University, Chung-Li, Taiwan

C. Adloff⁶⁵, C.M. Kuo, W. Lin, A. Roy, T. Sarkar³⁶, S.S. Yu

National Taiwan University (NTU), Taipei, Taiwan

L. Ceard, Y. Chao, K.F. Chen, P.H. Chen, W.-S. Hou, Y.y. Li, R.-S. Lu, E. Paganis, A. Psallidas, A. Steen, H.y. Wu, E. Yazgan, P.r. Yu

Chulalongkorn University, Faculty of Science, Department of Physics, Bangkok, Thailand

B. Asavapibhop, C. Asawatangtrakuldee, N. Srimanobhas

Çukurova University, Physics Department, Science and Art Faculty, Adana, Turkey

F. Boran, S. Damarsekin⁶⁶, Z.S. Demiroglu, F. Dolek, I. Dumanoglu⁶⁷, E. Eskut, Y. Guler, E. Gurpinar Guler⁶⁸, I. Hos⁶⁹, C. Isik, O. Kara, A. Kayis Topaksu, U. Kiminsu, G. Onengut, K. Ozdemir⁷⁰, A. Polatoz, A.E. Simsek, B. Tali⁷¹, U.G. Tok, S. Turkcapar, I.S. Zorbakir, C. Zorbilmez

Middle East Technical University, Physics Department, Ankara, Turkey

B. Isildak⁷², G. Karapinar⁷³, K. Ocalan⁷⁴, M. Yalvac⁷⁵

Bogazici University, Istanbul, Turkey

B. Akgun, I.O. Atakisi, E. Gülmez, M. Kaya⁷⁶, O. Kaya⁷⁷, Ö. Özçelik, S. Tekten⁷⁸, E.A. Yetkin⁷⁹

Istanbul Technical University, Istanbul, Turkey

A. Cakir, K. Cankocak⁶⁷, Y. Komurcu, S. Sen⁸⁰

Istanbul University, Istanbul, Turkey

S. Cerci⁷¹, B. Kaynak, S. Ozkorucuklu, D. Sunar Cerci⁷¹

Institute for Scintillation Materials of National Academy of Science of Ukraine, Kharkov, Ukraine

B. Grynyov

National Scientific Center, Kharkov Institute of Physics and Technology, Kharkov, Ukraine

L. Levchuk

University of Bristol, Bristol, U.K.

D. Anthony, E. Bhal, S. Bologna, J.J. Brooke, A. Bundock, E. Clement, D. Cussans, H. Flacher, J. Goldstein, G.P. Heath, H.F. Heath, M.l. Holmberg⁸¹, L. Kreczko, B. Krikler,

S. Paramesvaran, S. Seif El Nasr-Storey, V.J. Smith, N. Stylianou⁸², K. Walkingshaw Pass, R. White

Rutherford Appleton Laboratory, Didcot, U.K.

K.W. Bell, A. Belyaev⁸³, C. Brew, R.M. Brown, D.J.A. Cockerill, C. Cooke, K.V. Ellis, K. Harder, S. Harper, J. Linacre, K. Manolopoulos, D.M. Newbold, E. Olaiya, D. Petyt, T. Reis, T. Schuh, C.H. Shepherd-Themistocleous, I.R. Tomalin, T. Williams

Imperial College, London, U.K.

R. Bainbridge, P. Bloch, S. Bonomally, J. Borg, S. Breeze, O. Buchmuller, V. Cepaitis, G.S. Chahal⁸⁴, D. Colling, P. Dauncey, G. Davies, M. Della Negra, S. Fayer, G. Fedi, G. Hall, M.H. Hassanshahi, G. Iles, J. Langford, L. Lyons, A.-M. Magnan, S. Malik, A. Martelli, D.G. Monk, J. Nash⁸⁵, M. Pesaresi, D.M. Raymond, A. Richards, A. Rose, E. Scott, C. Seez, A. Shtipliyski, A. Tapper, K. Uchida, T. Virdee¹⁹, M. Vojinovic, N. Wardle, S.N. Webb, D. Winterbottom, A.G. Zecchinelli

Brunel University, Uxbridge, U.K.

K. Coldham, J.E. Cole, A. Khan, P. Kyberd, I.D. Reid, L. Teodorescu, S. Zahid

Baylor University, Waco, U.S.A.

S. Abdullin, A. Brinkerhoff, B. Caraway, J. Dittmann, K. Hatakeyama, A.R. Kanuganti, B. McMaster, N. Pastika, M. Saunders, S. Sawant, C. Sutantawibul, J. Wilson

Catholic University of America, Washington, DC, U.S.A.

R. Bartek, A. Dominguez, R. Uniyal, A.M. Vargas Hernandez

The University of Alabama, Tuscaloosa, U.S.A.

A. Buccilli, S.I. Cooper, D. Di Croce, S.V. Gleyzer, C. Henderson, C.U. Perez, P. Rumerio⁸⁶, C. West

Boston University, Boston, U.S.A.

A. Akpinar, A. Albert, D. Arcaro, C. Cosby, Z. Demiragli, E. Fontanesi, D. Gastler, J. Rohlf, K. Salyer, D. Sperka, D. Spitzbart, I. Suarez, A. Tsatsos, S. Yuan, D. Zou

Brown University, Providence, U.S.A.

G. Benelli, B. Burkle, X. Coubez²⁰, D. Cutts, M. Hadley, U. Heintz, J.M. Hogan⁸⁷, G. Landsberg, K.T. Lau, M. Lukasik, J. Luo, M. Narain, S. Sagir⁸⁸, E. Usai, W.Y. Wong, X. Yan, D. Yu, W. Zhang

University of California, Davis, Davis, U.S.A.

J. Bonilla, C. Brainerd, R. Breedon, M. Calderon De La Barca Sanchez, M. Chertok, J. Conway, P.T. Cox, R. Erbacher, G. Haza, F. Jensen, O. Kukral, R. Lander, M. Mulhearn, D. Pellett, B. Regnery, D. Taylor, Y. Yao, F. Zhang

University of California, Los Angeles, U.S.A.

M. Bachtis, R. Cousins, A. Datta, D. Hamilton, J. Hauser, M. Ignatenko, M.A. Iqbal, T. Lam, W.A. Nash, S. Regnard, D. Saltzberg, B. Stone, V. Valuev

University of California, Riverside, Riverside, U.S.A.

K. Burt, Y. Chen, R. Clare, J.W. Gary, M. Gordon, G. Hanson, G. Karapostoli, O.R. Long, N. Manganeli, M. Olmedo Negrete, W. Si, S. Wimpenny, Y. Zhang

University of California, San Diego, La Jolla, U.S.A.

J.G. Branson, P. Chang, S. Cittolin, S. Cooperstein, N. Deelen, D. Diaz, J. Duarte, R. Gerosa, L. Giannini, D. Gilbert, J. Guiang, R. Kansal, V. Krutelyov, R. Lee, J. Letts, M. Masciovecchio, S. May, M. Pieri, B.V. Sathia Narayanan, V. Sharma, M. Tadel, A. Vartak, F. Würthwein, Y. Xiang, A. Yagil

University of California, Santa Barbara — Department of Physics, Santa Barbara, U.S.A.

N. Amin, C. Campagnari, M. Citron, A. Dorsett, V. Dutta, J. Incandela, M. Kilpatrick, J. Kim, B. Marsh, H. Mei, M. Oshiro, M. Quinnan, J. Richman, U. Sarica, J. Sheplock, D. Stuart, S. Wang

California Institute of Technology, Pasadena, U.S.A.

A. Bornheim, O. Cerri, I. Dutta, J.M. Lawhorn, N. Lu, J. Mao, H.B. Newman, T.Q. Nguyen, M. Spiropulu, J.R. Vlimant, C. Wang, S. Xie, Z. Zhang, R.Y. Zhu

Carnegie Mellon University, Pittsburgh, U.S.A.

J. Alison, S. An, M.B. Andrews, P. Bryant, T. Ferguson, A. Harilal, C. Liu, T. Mudholkar, M. Paulini, A. Sanchez

University of Colorado Boulder, Boulder, U.S.A.

J.P. Cumalat, W.T. Ford, A. Hassani, E. MacDonald, R. Patel, A. Perloff, C. Savard, K. Stenson, K.A. Ulmer, S.R. Wagner

Cornell University, Ithaca, U.S.A.

J. Alexander, S. Bright-thonney, Y. Cheng, D.J. Cranshaw, S. Hogan, J. Monroy, J.R. Patterson, D. Quach, J. Reichert, M. Reid, A. Ryd, W. Sun, J. Thom, P. Wittich, R. Zou

Fermi National Accelerator Laboratory, Batavia, U.S.A.

M. Albrow, M. Alyari, G. Apollinari, A. Apresyan, A. Apyan, S. Banerjee, L.A.T. Bauerdick, D. Berry, J. Berryhill, P.C. Bhat, K. Burkett, J.N. Butler, A. Canepa, G.B. Cerati, H.W.K. Cheung, F. Chlebana, M. Cremonesi, K.F. Di Petrillo, V.D. Elvira, Y. Feng, J. Freeman, Z. Gecse, L. Gray, D. Green, S. Grünendahl, O. Gutsche, R.M. Harris, R. Heller, T.C. Herwig, J. Hirschauer, B. Jayatilaka, S. Jindariani, M. Johnson, U. Joshi, T. Klijnsma, B. Klima, K.H.M. Kwok, S. Lammel, D. Lincoln, R. Lipton, T. Liu, C. Madrid, K. Maeshima, C. Mantilla, D. Mason, P. McBride, P. Merkel, S. Mrenna, S. Nahn, J. Ngadiuba, V. O'Dell, V. Papadimitriou, K. Pedro, C. Pena⁵⁶, O. Prokofyev, F. Ravera, A. Reinsvold Hall, L. Ristori, B. Schneider, E. Sexton-Kennedy, N. Smith, A. Soha, W.J. Spalding, L. Spiegel, S. Stoynev, J. Strait, L. Taylor, S. Tkaczyk, N.V. Tran, L. Uplegger, E.W. Vaandering, H.A. Weber

University of Florida, Gainesville, U.S.A.

D. Acosta, P. Avery, D. Bourilkov, L. Cadamuro, V. Cherepanov, F. Errico, R.D. Field, D. Guerrero, B.M. Joshi, M. Kim, E. Koenig, J. Konigsberg, A. Korytov, K.H. Lo,

K. Matchev, N. Menendez, G. Mitselmakher, A. Muthirakalayil Madhu, N. Rawal, D. Rosenzweig, S. Rosenzweig, K. Shi, J. Sturdy, J. Wang, E. Yigitbasi, X. Zuo

Florida State University, Tallahassee, U.S.A.

T. Adams, A. Askew, R. Habibullah, V. Hagopian, K.F. Johnson, R. Khurana, T. Kolberg, G. Martinez, H. Prosper, C. Schiber, O. Viazlo, R. Yohay, J. Zhang

Florida Institute of Technology, Melbourne, U.S.A.

M.M. Baarmand, S. Butalla, T. Elkafrawy⁸⁹, M. Hohlmann, R. Kumar Verma, D. Noonan, M. Rahmani, F. Yumiceva

University of Illinois at Chicago (UIC), Chicago, U.S.A.

M.R. Adams, H. Becerril Gonzalez, R. Cavanaugh, X. Chen, S. Dittmer, O. Evdokimov, C.E. Gerber, D.A. Hangal, D.J. Hofman, A.H. Merrit, C. Mills, G. Oh, T. Roy, S. Rudrabhatla, M.B. Tonjes, N. Varelas, J. Viinikainen, X. Wang, Z. Wu, Z. Ye

The University of Iowa, Iowa City, U.S.A.

M. Alhusseini, K. Dilsiz⁹⁰, R.P. Gandrajula, O.K. Köseyan, J.-P. Merlo, A. Mestvirishvili⁹¹, J. Nachtman, H. Ogul⁹², Y. Onel, A. Penzo, C. Snyder, E. Tiras⁹³

Johns Hopkins University, Baltimore, U.S.A.

O. Amram, B. Blumenfeld, L. Corcodilos, J. Davis, M. Eminizer, A.V. Gritsan, S. Kyriacou, P. Maksimovic, J. Roskes, M. Swartz, T.Á. Vami

The University of Kansas, Lawrence, U.S.A.

A. Abreu, J. Anguiano, C. Baldenegro Barrera, P. Baringer, A. Bean, A. Bylinkin, Z. Flowers, T. Isidori, S. Khalil, J. King, G. Krintiras, A. Kropivnitskaya, M. Lazarovits, C. Lindsey, J. Marquez, N. Minafra, M. Murray, M. Nickel, C. Rogan, C. Royon, R. Salvatico, S. Sanders, E. Schmitz, C. Smith, J.D. Tapia Takaki, Q. Wang, Z. Warner, J. Williams, G. Wilson

Kansas State University, Manhattan, U.S.A.

S. Duric, A. Ivanov, K. Kaadze, D. Kim, Y. Maravin, T. Mitchell, A. Modak, K. Nam

Lawrence Livermore National Laboratory, Livermore, U.S.A.

F. Rebassoo, D. Wright

University of Maryland, College Park, U.S.A.

E. Adams, A. Baden, O. Baron, A. Belloni, S.C. Eno, N.J. Hadley, S. Jabeen, R.G. Kellogg, T. Koeth, A.C. Mignerey, S. Nabili, C. Palmer, M. Seidel, A. Skuja, L. Wang, K. Wong

Massachusetts Institute of Technology, Cambridge, U.S.A.

D. Abercrombie, G. Andreassi, R. Bi, S. Brandt, W. Busza, I.A. Cali, Y. Chen, M. D'Alfonso, J. Eysermans, C. Freer, G. Gomez Ceballos, M. Goncharov, P. Harris, M. Hu, M. Klute, D. Kovalskyi, J. Krupa, Y.-J. Lee, B. Maier, C. Mironov, C. Paus, D. Rankin, C. Roland, G. Roland, Z. Shi, G.S.F. Stephans, K. Tatar, J. Wang, Z. Wang, B. Wyslouch

University of Minnesota, Minneapolis, U.S.A.

R.M. Chatterjee, A. Evans, P. Hansen, J. Hiltbrand, Sh. Jain, M. Krohn, Y. Kubota, J. Mans, M. Revering, R. Rusack, R. Saradhy, N. Schroeder, N. Strobbe, M.A. Wadud

University of Nebraska-Lincoln, Lincoln, U.S.A.

K. Bloom, M. Bryson, S. Chauhan, D.R. Claes, C. Fangmeier, L. Finco, F. Golf, C. Joo, I. Kravchenko, M. Musich, I. Reed, J.E. Siado, G.R. Snow[†], W. Tabb, F. Yan

State University of New York at Buffalo, Buffalo, U.S.A.

G. Agarwal, H. Bandyopadhyay, L. Hay, I. Iashvili, A. Kharchilava, C. McLean, D. Nguyen, J. Pekkanen, S. Rappoccio, A. Williams

Northeastern University, Boston, U.S.A.

G. Alverson, E. Barberis, Y. Haddad, A. Hortiangtham, J. Li, G. Madigan, B. Marzocchi, D.M. Morse, V. Nguyen, T. Orimoto, A. Parker, L. Skinnari, A. Tishelman-Charny, T. Wamorkar, B. Wang, A. Wisecarver, D. Wood

Northwestern University, Evanston, U.S.A.

S. Bhattacharya, J. Bueghly, Z. Chen, A. Gilbert, T. Gunter, K.A. Hahn, Y. Liu, N. Odell, M.H. Schmitt, M. Velasco

University of Notre Dame, Notre Dame, U.S.A.

R. Band, R. Bucci, A. Das, N. Dev, R. Goldouzian, M. Hildreth, K. Hurtado Anampa, C. Jessop, K. Lannon, J. Lawrence, N. Loukas, D. Lutton, N. Marinelli, I. Mcalister, T. McCauley, F. Meng, K. Mohrman, Y. Musienko⁴⁹, R. Ruchti, P. Siddireddy, A. Townsend, M. Wayne, A. Wightman, M. Wolf, M. Zarucki, L. Zygala

The Ohio State University, Columbus, U.S.A.

B. Bylsma, B. Cardwell, L.S. Durkin, B. Francis, C. Hill, M. Nunez Ornelas, K. Wei, B.L. Winer, B.R. Yates

Princeton University, Princeton, U.S.A.

F.M. Addesa, B. Bonham, P. Das, G. Dezoort, P. Elmer, A. Frankenthal, B. Greenberg, N. Haubrich, S. Higginbotham, A. Kalogeropoulos, G. Kopp, S. Kwan, D. Lange, M.T. Lucchini, D. Marlow, K. Mei, I. Ojalvo, J. Olsen, D. Stickland, C. Tully

University of Puerto Rico, Mayaguez, U.S.A.

S. Malik, S. Norberg

Purdue University, West Lafayette, U.S.A.

A.S. Bakshi, V.E. Barnes, R. Chawla, S. Das, L. Gutay, M. Jones, A.W. Jung, S. Karmarkar, M. Liu, G. Negro, N. Neumeister, G. Paspalaki, C.C. Peng, S. Piperov, A. Purohit, J.F. Schulte, M. Stojanovic¹⁵, J. Thieman, F. Wang, R. Xiao, W. Xie

Purdue University Northwest, Hammond, U.S.A.

J. Dolen, N. Parashar

Rice University, Houston, U.S.A.

A. Baty, M. Decaro, S. Dildick, K.M. Ecklund, S. Freed, P. Gardner, F.J.M. Geurts, A. Kumar, W. Li, B.P. Padley, R. Redjimi, W. Shi, A.G. Stahl Leiton, S. Yang, L. Zhang, Y. Zhang

University of Rochester, Rochester, U.S.A.

A. Bodek, P. de Barbaro, R. Demina, J.L. Dulemba, C. Fallon, T. Ferbel, M. Galanti, A. Garcia-Bellido, O. Hindrichs, A. Khukhunaishvili, E. Ranken, R. Taus

Rutgers, The State University of New Jersey, Piscataway, U.S.A.

B. Chiarito, J.P. Chou, A. Gandrakota, Y. Gershtein, E. Halkiadakis, A. Hart, M. Heindl, O. Karacheban²³, I. Laflotte, A. Lath, R. Montalvo, K. Nash, M. Osherson, S. Salur, S. Schnetzer, S. Somalwar, R. Stone, S.A. Thayil, S. Thomas, H. Wang

University of Tennessee, Knoxville, U.S.A.

H. Acharya, A.G. Delannoy, S. Spanier

Texas A&M University, College Station, U.S.A.

O. Bouhali⁹⁴, M. Dalchenko, A. Delgado, R. Eusebi, J. Gilmore, T. Huang, T. Kamon⁹⁵, H. Kim, S. Luo, S. Malhotra, R. Mueller, D. Overton, D. Rathjens, A. Safonov

Texas Tech University, Lubbock, U.S.A.

N. Akchurin, J. Damgov, V. Hegde, S. Kunori, K. Lamichhane, S.W. Lee, T. Mengke, S. Muthumuni, T. Peltola, I. Volobouev, Z. Wang, A. Whitbeck

Vanderbilt University, Nashville, U.S.A.

E. Appelt, S. Greene, A. Gurrola, W. Johns, A. Melo, H. Ni, K. Padeken, F. Romeo, P. Sheldon, S. Tuo, J. Velkovska

University of Virginia, Charlottesville, U.S.A.

M.W. Arenton, B. Cox, G. Cummings, J. Hakala, R. Hirosky, M. Joyce, A. Ledovskoy, A. Li, C. Neu, B. Tannenwald, S. White, E. Wolfe

Wayne State University, Detroit, U.S.A.

N. Poudyal

University of Wisconsin — Madison, Madison, WI, U.S.A.

K. Black, T. Bose, J. Buchanan, C. Caillol, S. Dasu, I. De Bruyn, P. Everaerts, F. Fienga, C. Galloni, H. He, M. Herndon, A. Hervé, U. Hussain, A. Lanaro, A. Loeliger, R. Loveless, J. Madhusudanan Sreekala, A. Mallampalli, A. Mohammadi, D. Pinna, A. Savin, V. Shang, V. Sharma, W.H. Smith, D. Teague, S. Trembath-reichert, W. Vetens

†: Deceased

1: Also at TU Wien, Wien, Austria

2: Also at Institute of Basic and Applied Sciences, Faculty of Engineering, Arab Academy for Science, Technology and Maritime Transport, Alexandria, Egypt

3: Also at Université Libre de Bruxelles, Bruxelles, Belgium

4: Also at Universidade Estadual de Campinas, Campinas, Brazil

- 5: Also at Federal University of Rio Grande do Sul, Porto Alegre, Brazil
- 6: Also at University of Chinese Academy of Sciences, Beijing, China
- 7: Also at Department of Physics, Tsinghua University, Beijing, China
- 8: Also at UFMS, Nova Andradina, Brazil
- 9: Also at Nanjing Normal University Department of Physics, Nanjing, China
- 10: Now at The University of Iowa, Iowa City, U.S.A.
- 11: Also at Institute for Theoretical and Experimental Physics named by A.I. Alikhanov of NRC ‘Kurchatov Institute’, Moscow, Russia
- 12: Also at Joint Institute for Nuclear Research, Dubna, Russia
- 13: Also at Cairo University, Cairo, Egypt
- 14: Now at British University in Egypt, Cairo, Egypt
- 15: Also at Purdue University, West Lafayette, U.S.A.
- 16: Also at Université de Haute Alsace, Mulhouse, France
- 17: Also at Tbilisi State University, Tbilisi, Georgia
- 18: Also at Erzincan Binali Yildirim University, Erzincan, Turkey
- 19: Also at CERN, European Organization for Nuclear Research, Geneva, Switzerland
- 20: Also at RWTH Aachen University, III. Physikalisches Institut A, Aachen, Germany
- 21: Also at University of Hamburg, Hamburg, Germany
- 22: Also at Isfahan University of Technology, Isfahan, Iran, Isfahan, Iran
- 23: Also at Brandenburg University of Technology, Cottbus, Germany
- 24: Also at Skobeltsyn Institute of Nuclear Physics, Lomonosov Moscow State University, Moscow, Russia
- 25: Also at Physics Department, Faculty of Science, Assiut University, Assiut, Egypt
- 26: Also at Karoly Robert Campus, MATE Institute of Technology, Gyongyos, Hungary
- 27: Also at Institute of Physics, University of Debrecen, Debrecen, Hungary
- 28: Also at Institute of Nuclear Research ATOMKI, Debrecen, Hungary
- 29: Also at MTA-ELTE Lendület CMS Particle and Nuclear Physics Group, Eötvös Loránd University, Budapest, Hungary
- 30: Also at Wigner Research Centre for Physics, Budapest, Hungary
- 31: Also at IIT Bhubaneswar, Bhubaneswar, India
- 32: Also at Institute of Physics, Bhubaneswar, India
- 33: Also at G.H.G. Khalsa College, Punjab, India
- 34: Also at Shoolini University, Solan, India
- 35: Also at University of Hyderabad, Hyderabad, India
- 36: Also at University of Visva-Bharati, Santiniketan, India
- 37: Also at Indian Institute of Technology (IIT), Mumbai, India
- 38: Also at Deutsches Elektronen-Synchrotron, Hamburg, Germany
- 39: Also at Sharif University of Technology, Tehran, Iran
- 40: Also at Department of Physics, University of Science and Technology of Mazandaran, Behshahr, Iran
- 41: Now at INFN Sezione di Bari^a, Università di Bari^b, Politecnico di Bari^c, Bari, Italy
- 42: Also at Italian National Agency for New Technologies, Energy and Sustainable Economic Development, Bologna, Italy
- 43: Also at Centro Siciliano di Fisica Nucleare e di Struttura Della Materia, Catania, Italy
- 44: Also at Università di Napoli ‘Federico II’, Napoli, Italy
- 45: Also at Consiglio Nazionale delle Ricerche — Istituto Officina dei Materiali, Perugia, Italy
- 46: Also at Riga Technical University, Riga, Latvia
- 47: Also at Consejo Nacional de Ciencia y Tecnología, Mexico City, Mexico

- 48: Also at IRFU, CEA, Université Paris-Saclay, Gif-sur-Yvette, France
- 49: Also at Institute for Nuclear Research, Moscow, Russia
- 50: Now at National Research Nuclear University ‘Moscow Engineering Physics Institute’ (MEPhI), Moscow, Russia
- 51: Also at Institute of Nuclear Physics of the Uzbekistan Academy of Sciences, Tashkent, Uzbekistan
- 52: Also at St. Petersburg State Polytechnical University, St. Petersburg, Russia
- 53: Also at University of Florida, Gainesville, U.S.A.
- 54: Also at Imperial College, London, U.K.
- 55: Also at P.N. Lebedev Physical Institute, Moscow, Russia
- 56: Also at California Institute of Technology, Pasadena, U.S.A.
- 57: Also at Budker Institute of Nuclear Physics, Novosibirsk, Russia
- 58: Also at Faculty of Physics, University of Belgrade, Belgrade, Serbia
- 59: Also at Trincomalee Campus, Eastern University, Nilaveli, Sri Lanka
- 60: Also at INFN Sezione di Pavia^a, Università di Pavia^b, Pavia, Italy
- 61: Also at National and Kapodistrian University of Athens, Athens, Greece
- 62: Also at Ecole Polytechnique Fédérale Lausanne, Lausanne, Switzerland
- 63: Also at Universität Zürich, Zurich, Switzerland
- 64: Also at Stefan Meyer Institute for Subatomic Physics, Vienna, Austria
- 65: Also at Laboratoire d’Annecy-le-Vieux de Physique des Particules, IN2P3-CNRS, Annecy-le-Vieux, France
- 66: Also at Şirnak University, Sirnak, Turkey
- 67: Also at Near East University, Research Center of Experimental Health Science, Nicosia, Turkey
- 68: Also at Konya Technical University, Konya, Turkey
- 69: Also at Istanbul University — Cerrahpasa, Faculty of Engineering, Istanbul, Turkey
- 70: Also at Piri Reis University, Istanbul, Turkey
- 71: Also at Adiyaman University, Adiyaman, Turkey
- 72: Also at Ozyegin University, Istanbul, Turkey
- 73: Also at Izmir Institute of Technology, Izmir, Turkey
- 74: Also at Necmettin Erbakan University, Konya, Turkey
- 75: Also at Bozok Universiteleri Rektörlüğü, Yozgat, Turkey
- 76: Also at Marmara University, Istanbul, Turkey
- 77: Also at Milli Savunma University, Istanbul, Turkey
- 78: Also at Kafkas University, Kars, Turkey
- 79: Also at Istanbul Bilgi University, Istanbul, Turkey
- 80: Also at Hacettepe University, Ankara, Turkey
- 81: Also at Rutherford Appleton Laboratory, Didcot, U.K.
- 82: Also at Vrije Universiteit Brussel, Brussel, Belgium
- 83: Also at School of Physics and Astronomy, University of Southampton, Southampton, U.K.
- 84: Also at IPPP Durham University, Durham, U.K.
- 85: Also at Monash University, Faculty of Science, Clayton, Australia
- 86: Also at Università di Torino, Torino, Italy
- 87: Also at Bethel University, St. Paul, Minneapolis, U.S.A.
- 88: Also at Karamanoğlu Mehmetbey University, Karaman, Turkey
- 89: Also at Ain Shams University, Cairo, Egypt
- 90: Also at Bingol University, Bingol, Turkey
- 91: Also at Georgian Technical University, Tbilisi, Georgia

- 92: Also at Sinop University, Sinop, Turkey
- 93: Also at Erciyes University, Kayseri, Turkey
- 94: Also at Texas A&M University at Qatar, Doha, Qatar
- 95: Also at Kyungpook National University, Daegu, Korea