


Cu(0)-RDRP of acrylates using an alkyl iodide initiator

Journal Article

Author(s):

Parkatzidis, Kostas; de Haro Amez, Leonardo; [Truong Phuoc, Nghia](#) ; Anastasaki, Athina

Publication date:

2023-04-14

Permanent link:

<https://doi.org/10.3929/ethz-b-000607016>

Rights / license:

[Creative Commons Attribution-NonCommercial 3.0 Unported](#)

Originally published in:

Polymer Chemistry 2023(14), <https://doi.org/10.1039/d2py01563c>

Cite this: *Polym. Chem.*, 2023, **14**,
1639

Cu(0)-RDRP of acrylates using an alkyl iodide initiator†

Kostas Parkatzidis,^{id} Leonardo de Haro Amez,^{id} Nghia P. Truong^{id} and
Athina Anastasaki^{id} *

In the vast majority of atom transfer radical polymerizations, alkyl bromides or alkyl chlorides are commonly employed as initiators, and minimal attention has been given to alkyl iodides. Herein, we report the room temperature Cu(0)-mediated reversible deactivation radical polymerization of acrylates utilizing alkyl iodide as an initiator. Kinetic experiments were conducted showing a linear dependence of M_n with conversion, good agreement between theoretical and experimental molecular weights, and low dispersity values ($D \sim 1.05$), even at high monomer conversions. The high-end group fidelity of the iodide-terminated polymer was confirmed *via* MALDI-ToF-MS analysis and successful *in situ* chain extensions at near-quantitative conversions. Polymerization of methyl acrylate with various targeted degrees of polymerizations ($DP_n = 25\text{--}2400$), resulted in the synthesis of well-defined polymers with low dispersities ($D < 1.15$), even at higher molecular weights (*e.g.* $M_n = 200\,000$, $D \sim 1.13$). The compatibility of the methodology with various solvents, including acetonitrile (MeCN), dimethylformamide (DMF), acetone, and isopropanol (IPA) as well as a range of acrylic monomers was also investigated yielding polymers with excellent control over the molar mass distributions. A series of block copolymers consisting of different block segments were also synthesized in one pot without any intermediate purification steps, thus highlighting the potential of an alkyl iodide initiator in a controlled polymerization.

Received 14th December 2022,
Accepted 13th March 2023

DOI: 10.1039/d2py01563c

rsc.li/polymers

Introduction

During the last century, there have been extraordinary developments in polymer science. Starting from living ionic polymerization methodologies, a plethora of fundamentally different approaches for polymer synthesis, have been discovered.¹ Among those, reversible deactivation radical polymerization (RDRP), also referred to as controlled radical polymerization (CRP), has flourished in the last three decades.^{2,3} Starting with the discovery of nitroxide-mediated polymerization (NMP) in 1986,⁴ other RDRP methodologies were subsequently discovered including atom transfer radical polymerization (ATRP) in 1995,^{5,6} reversible addition-fragmentation chain-transfer (RAFT) polymerization in 1998,⁷ and, more recently, iodide-mediated polymerizations.^{8,9}

Arguably, ATRP remains to date the most studied controlled radical polymerization method due to its simplicity and versatility.¹⁰ ATRP operates by utilizing a transition metal (usually copper) to first trigger and then mediate the polymerization. In conventional ATRP, the metal in its low oxidation state (*e.g.*

Cu^I) coordinates to an amine ligand (*e.g.* Cu^I/L) forming a complex which acts as a catalyst. The catalyst activates the carbon-halogen bond of an alkyl halide initiator generating a radical and a metal complex in a higher oxidation state (*e.g.* Cu^{II}/L), known as the deactivator. The generated radical, also referred to as propagating radical, can be either immediately deactivated by the catalyst in the higher oxidation state, propagate by reacting with one more vinyl monomers followed by deactivation, or undergo an irreversible reaction with another radical. The latter leads to the accumulation of Cu^{II} during the polymerization and is responsible for the control over the polymerization through the persistent radical effect mechanism. As a result, conventional ATRP necessitates a certain extent of termination prior to gaining control over the molar mass distributions. In addition, high amounts of catalyst are typically needed for a successful polymerization. To overcome both barriers, a number of alternative ATRP approaches have recently been developed, including eATRP,^{11,12} photoATRP,^{13–16} ARGET-ATRP,^{17,18} and, (P)ICAR-ATRP.^{19,20} A common feature of these methodologies is that they require a stimulus or an additive to *in situ* re-generate the active catalyst and as a result they can operate at significantly lower catalyst concentrations.^{21–25} A copper-mediated polymerization approach that has received considerable attention during the last fifteen years is Cu(0)-mediated RDRP in which a zero-

Laboratory for Polymeric Materials, Department of Materials, ETH Zürich, Vladimir-Prelog-Weg 5, 8093 Zürich, Switzerland. E-mail: athina.anastasaki@mat.ethz.ch

† Electronic supplementary information (ESI) available. See DOI: <https://doi.org/10.1039/d2py01563c>

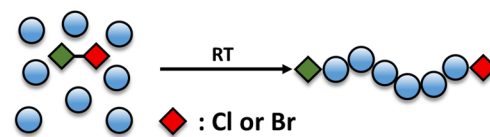


valent metal, usually copper wire, is used to provide the initial source of copper in the reaction.²⁶ Although the mechanism of this approach has been heavily debated in the literature, it is not the subject of this investigation.^{27–34} Irrespective of the mechanism, it can be commonly agreed that Cu(0)-mediated RDRP is a versatile and robust polymerization methodology that can polymerize various monomers with extremely high end-group fidelity.^{35–38} The increased popularity of Cu(0)-RDRP can be attributed to its' simplicity as it can be conducted at mild polymerization conditions, it requires very low catalyst concentrations, and it allows for the vast majority of the catalyst to be removed by simply lifting the stirring bar at the end of the reaction. In addition, in many occasions the copper wire can be re-used several times upon polymerization.³⁹

Regardless of the catalytic system employed and the way by which the active catalyst is being regenerated, all copper-mediated polymerizations employ alkyl halides initiators. The halogen atom affects the thermodynamic properties of the catalyst/initiator system and has a significant impact on the ATRP reaction.^{40–43} However, in the vast majority of studies, the common halogens employed are either bromine or chlorine. While the bromine-containing initiators are typically used in organic media, the chlorine-ones are often preferred in aqueous polymerizations due to the higher stability of the carbon chlorine bond against dissociation.⁴⁴ Although theoretical calculations of iodine-containing initiators have been conducted, they have been rarely employed in ATRP. For example, Matyjaszewski and co-workers showed that alkyl iodide presents a faster activation rate when compared to its alkyl bromide analogue, while the K_{ATRP} had the opposite trend.^{40,41} This suggests that the k_{deact} in the case of alkyl iodide should be higher than the alkyl bromide. However, during the ATRP reaction of methyl acrylate using methyl 2-iodo-propionate as an initiator at 90 °C, very limited conversion (20%) was detected after 20 hours.⁴⁵ An iodide haloform initiator has also been employed by Percec and co-workers in Cu(0)-RDRP. Although the primary focus of this paper was the synthesis of ultra high molecular weight polymers, the authors also conducted an experiment whereby iodomethane was employed as a bi-functional initiator yielding the preparation of telechelic polymers at 80% of conversion ($\bar{D} \sim 1.18$).³³ This paper suggests that Cu(0)-RDRP may be particularly advantageous to afford a controlled polymerization when conventional mono-functional iodide-containing initiators are employed and inspired our current study.

In this work we utilize an alkyl iodide initiator to trigger the Cu(0)-RDRP of various acrylates at room temperature (Scheme 1). This is in contrast to iodine-transfer polymerization (ITP), controlled radical polymerization catalysed *via* different transition metals (Ruthenium, Rhenium, Iron, *etc.*) or reversible complexation mediated polymerization (RCMP) whereby high temperatures and/or free radical initiators are typically required to catalyze a successful polymerization.^{46–56} Under relatively mild conditions, we seek to employ a mono-functional initiator to target a wide range of molecular weights

Commonly used halogens in ATRP



Scheme 1 Conceptual scheme illustrating the previous literature and the current approach.

at near-quantitative conversions and without compromising the control over the molar mass distributions. Indeed, poly(methyl acrylate) with excellent control over the molar mass distributions (\bar{D} as low as 1.05) could be obtained. Notably, a series of polymers with various molecular weights could be targeted ($\text{DP}_n = 25\text{--}2400$) at high monomer conversions and the resulting polymers possess high end-group fidelity as demonstrated by *in situ* chain extensions and block copolymer formation. The effect of the solvent was also investigated and a range of solvents were found to be compatible with our polymerization approach.

Results and discussion

To begin exploring the Cu(0)-RDRP of acrylates using an alkyl iodide initiator, we chose a model system where dimethylsulfoxide (DMSO) was used as a solvent, methyl acrylate (MA) as a monomer, Me_6TREN as a ligand and ethyl 2-iodo-2-methylpropionate (EIP) as the initiator. The molar ratio of components used was set as follows: $[\text{MA}]:[\text{EIP}]:[\text{Cu}(0)]:[\text{Me}_6\text{TREN}]$ equals 200 : 1 : 5 : 0.18 (Fig. 1a). It is noted that in contrast to previous reports with alkyl bromide initiators, no external deactivator was employed as CuI_2 is not a commercially available reagent. A detailed kinetic experiment showed 88% monomer conversion achieved in less than 2 h, as detected by ^1H NMR (Fig. S1†), while near quantitative monomer conversion (96%) was achieved in 3 h. A linear evolution of M_n with conversion was observed with the dispersity gradually decreasing throughout the polymerization (Fig. 1b and Table S1†), thus indicating a controlled polymerization. In addition, a linear dependence of $\ln([\text{Mo}]/[\text{M}])$ on the time was also obtained as shown in Fig. 1c. Furthermore, SEC analysis revealed a continued shift to higher molecular weights with narrow molar mass distributions ($\bar{D} = 1.05$) (Fig. 1d). It is noted that this is the lowest \bar{D} and highest conversion ever reported with an iodide-containing initiator in copper-catalyzed RDRP. For instance, Percec and co-workers reported a dispersity of 1.18 at 80% monomer conversion while



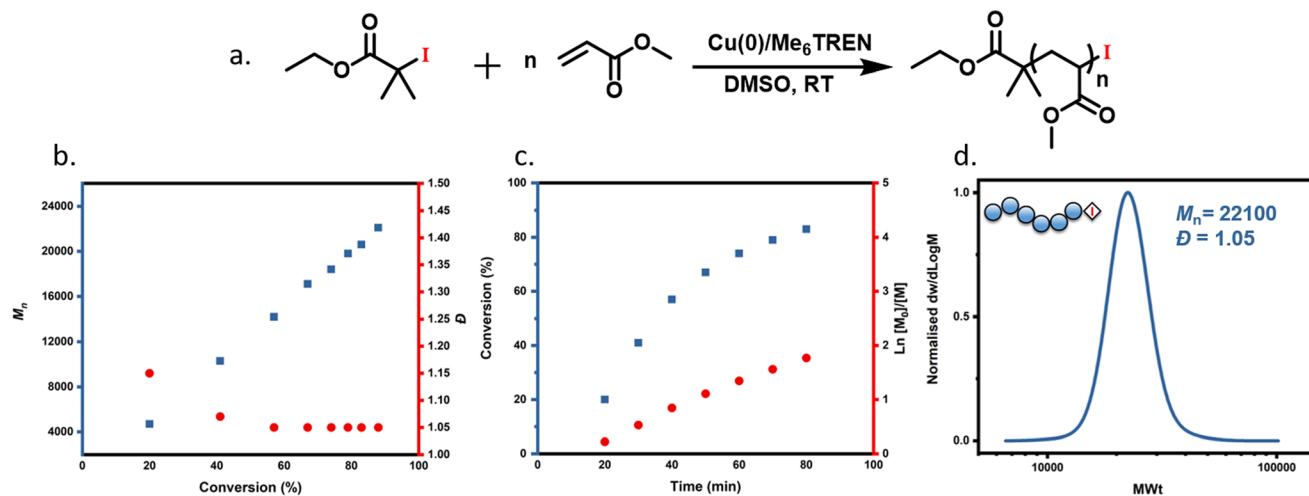


Fig. 1 (a) Reaction scheme showing Cu(0)-RDRP of MA with alkyl iodide initiator and the kinetic analysis of MA polymerization with molar ratio of [MA] : [EIP] : [Me₆TREN] = [100] : [1] : [0.18] using 5 cm of Cu(0) wire and 1:1 monomer to solvent volume ratio. (b) Evolution of M_n and D with respect to monomer conversion, (c) evolution of conversion and $\ln([M_0]/[M])$ over time, and (d) SEC trace of the last time-point of the kinetic experiment.

Matyjaszewski's group reached only 20% of conversion when iodide-containing initiators were employed.^{33,45} Taken altogether, this data suggest that alkyl iodide can be successfully used in Cu(0)-RDRP as a mono-functional alkyl halide initiator, with improved monomer conversions, reaction times and D when compared to previously reported conventional ATRP of MA using alkyl iodide initiator.^{33,45}

Considering the use of iodo-compounds in the presence of vinyl monomers, the possibility of a potential degenerative transfer reaction cannot be excluded. In fact, degenerative transfer is often cited as the main reason that iodine-containing initiators have been avoided in ATRP.^{42,57} To explore this, we conducted a series of control experiments, as shown in Table 1. In the first control experiment, polymerization of MA was attempted at room temperature and in the absence of copper wire. However, no monomer conversion could be observed even after 24 h, thus strongly suggesting that copper wire is necessary to abstract the Iodine and generate radicals (Table 1, row 1). In a similar fashion, no polymerization took place when either the ATRP initiator or the ligand were excluded (Table 1, row 2 and 3), and as such it was concluded that all the reagents are essential for a successful RDRP at room temperature. However, the low dispersity obtained

(Fig. 1) can be attributed to either sufficient ATRP deactivation, degenerative chain-transfer or a combination thereof. To investigate the possibility of degenerative chain transfer, we sought for an alternative radical source (*i.e.* to replace copper wire). As a room temperature free radical initiator was not available in our laboratory, we first repeated our key experiment at 80 °C and narrow molar mass distributions were also obtained ($D \sim 1.06$) (Table S2†). In fact, regardless of the polymerization temperature (60 °C, 80 °C or 110 °C), very low dispersities (<1.09) were achieved accompanied with an increased polymerization rate at higher temperatures (Table S2†). This highlights sufficient deactivation and minimal side reactions under the studied ATRP conditions. Instead, when the identical experiment was repeated using AIBN as a radical source at 80 °C (*i.e.* without copper wire/ligand), significantly broader molar mass distributions were obtained ($D \sim 1.7$), albeit with a good control over the molecular weight (Table S2†). These experiments highlight that (i) degenerative chain transfer can occur in the presence of Iodide-containing initiators (when a radical source such as AIBN is employed) leading to good control over the molecular weight and high dispersity, in line with the literature and (ii) the low dispersity obtained is primarily attributed to the ATRP deactivation rather than degenerative chain transfer. Taking into account that the synthesis of polyacrylates through RCMP typically occurs at higher temperatures (*i.e.* 110 °C), rather than room temperature, we also performed a control experiment at 110 °C and in the absence of any copper catalyst (but in the presence of ligand that is responsible for the halogen abstraction/radical generation). Within 1.5 hours the polymerization mixture turned viscous, with ¹H NMR showing 80% monomer conversion. The SEC analysis of the sample showed a monomodal molecular weight distribution with controlled molecular weight, albeit with a very

Table 1 ¹H NMR and SEC analysis of control experiments

[MA] : [EIP] : [Cu(0)] : [Me ₆ TREN]	Temp. (°C)	Time	Conv. (%)	M_n (SEC) (Da)	D
50 : 1 : — : 0.18	RT	24 h	—	—	—
50 : — : 5 cm : 0.18	RT	24 h	—	—	—
50 : 1 : 5 cm : —	RT	24 h	—	—	—
50 : 1 : — : 0.18	110	1.5 h	80	7600	1.66
50 : 1 : 5 cm : 0.18	110	5 min	82	4700	1.09



high dispersity (Table 1, entry 4), thus confirming an RCMP mechanism at higher temperatures with poor control over the molecular weight distributions. Taken altogether, these control experiments indicate that the low dispersity obtained is due to the Cu(0)-RDRP mechanism although the possibility of degenerative chain transfer cannot be excluded.

Since we validated the controlled behaviour of Cu(0)-RDRP of MA utilising alkyl iodide as an initiator, we then sought to further characterize the synthesized polymers and examine their end-group fidelity. To do so, low molecular weight PMA (targeted DP = 25) was initially synthesized and then analyzed *via* matrix assisted laser desorption ionization time-of-flight mass spectrometry (MALDI-ToF-MS). Fig. 2a shows the MALDI spectrum whereby it can be confirmed that every polymer chain is initiated by the expected initiator and has a living iodide at the ω -end. Notably, no other end-groups were observed, highlighting that very high end-group fidelity can be maintained. To further highlight the excellent end-group functionality of the polymers, as well as the stability of the iodine end-group, we subsequently conducted an *in situ* chain extension experiment. PMA with DP 200 was first synthesized and upon near-quantitative monomer conversion (*i.e.* 96%), a

second aliquot of a deoxygenated MA and DMSO solution was added, and the polymerization was allowed to proceed for 3 further hours. ^1H NMR and SEC analysis indicated a successful chain extension, with the SEC traces shifting to higher molecular weights and a final dispersity of 1.09 (Fig. 2b).

In order to expand the scope, we also conducted the synthesis of a series of PMAs with various targeted DPs (Fig. 3 and Table S3). Starting with DP 25, the synthesis resulted in a well-defined PMA with M_n of 3200 and D of 1.06. Increasing the targeted DP up to 2400 did not influence the control over the polymerization yielding PMA with M_n of 200 000 and D of 1.13. Overall, very good control was maintained for all the targeted DPs, with high monomer conversions and low dispersities in all cases (Fig. 3 and Table S3). Next, a range of solvents was investigated. For this purpose, five different solvents were employed for the polymerization of PMA, under the following conditions $[\text{MA}] : [\text{EIP}] : [\text{Me}_6\text{TREN}] = [200] : [1] : [0.18]$ using 5 cm of Cu(0) wire and 1 : 1 monomer to solvent volume ratio. Irrespective of the chosen solvent, well-controlled polymers were obtained with good control over the molecular weight and low dispersity values ($D < 1.2$). However, the polymerization rate was significantly affected (Fig. 4), in agreement with the literature.⁵⁸ In particular, the fastest polymerization took place in DMSO ($k_{\text{app}} = 4.3 \times 10^{-4} \text{ s}^{-1}$), whereby 90% monomer conversion was reached within 2 hours. The next solvent with the fastest polymerization rate was DMF ($k_{\text{app}} = 1.3 \times 10^{-4} \text{ s}^{-1}$) followed by MeCN, acetone and finally IPA.^{59–61} A range of different acrylic monomers were also polymerized including

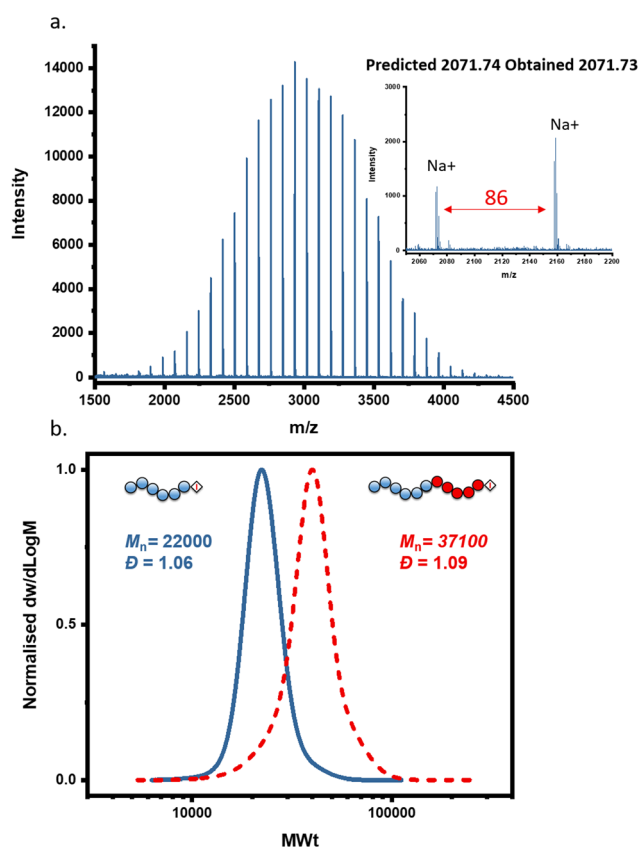


Fig. 2 (a) MALDI-ToF-MS analysis of PMA synthesized *via* Cu(0)-RDRP with molar ratio of $[\text{MA}] : [\text{EIP}] : [\text{Me}_6\text{TREN}] = [25] : [1] : [0.18]$ using 5 cm of Cu(0) wire and 1 : 1 monomer to solvent volume ratio. (b) SEC traces of the PMA₂₀₀ (blue, solid) and its *in situ* chain extension with MA (red, dashed).

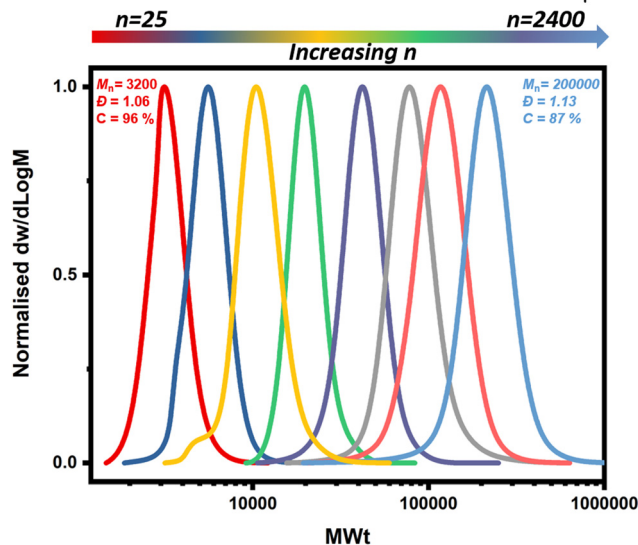
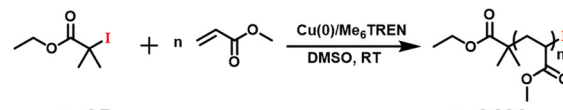


Fig. 3 Reaction scheme showing Cu(0)-RDRP of MA with alkyl iodide initiator and SEC traces for the Cu(0)-RDRP of MA with targeted DPs 25–2400 and molar ratio of $[\text{MA}] : [\text{EIP}] : [\text{Me}_6\text{TREN}] = [n] : [1] : [0.18]$ using 5 cm of Cu(0) wire and 1 : 1 monomer to solvent volume ratio.



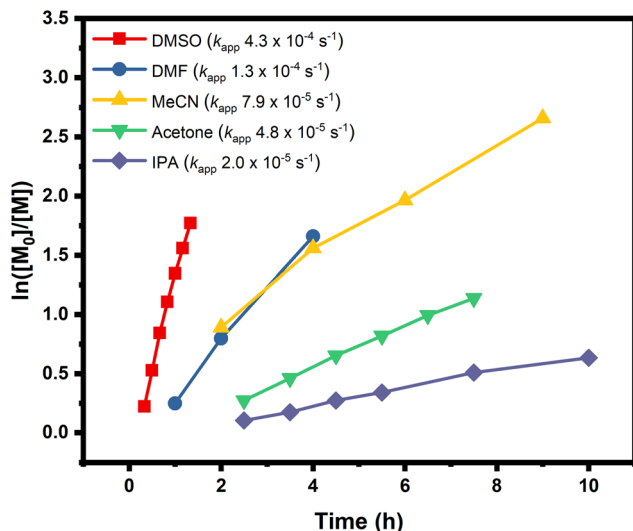


Fig. 4 Polymerization kinetics of MA in different solvents, using molar ratio of [MA] : [EIP] : [Me₆TREN] = [200] : [1] : [0.18], 5 cm of Cu(0) wire and 1 : 1 monomer to solvent volume ratio. The graph shows the evolution of $\ln([M]_0/[M])$ over time and the corresponding k_{app} for different solvents.

the hydrophilic (EGA), the functional (tBA), the semi-fluorinated (TFEA) and the macromonomer (PEGA₄₈₀). All the polymerizations proceeded efficiently resulting in low dispersity polymers ($\mathcal{D} < 1.1$) (Fig. 5 and Table S4†). Finally, the *in situ* synthesis of diblock copolymers with different block segments was attempted (Fig. 6). A PMA₂₀₀ macro-initiator was first synthesized and upon reaching near-quantitative monomer conversion, the second monomer was added in one pot. In all the cases, the successful formation of block copolymers was con-

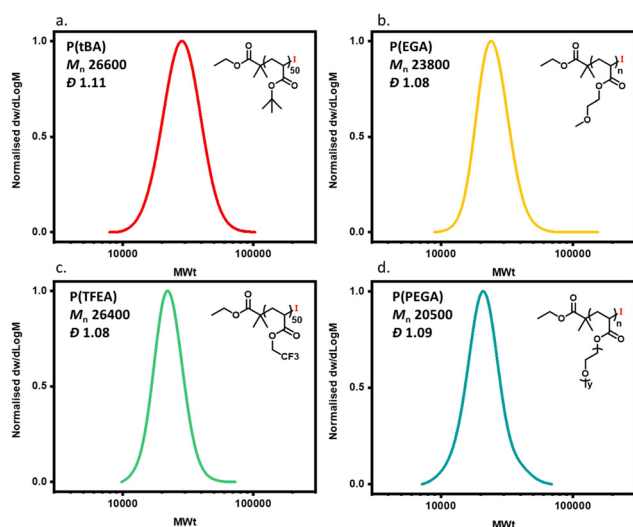


Fig. 5 SEC traces for different polymers obtained through Cu(0)-RDRP using alkyl iodide initiator: (a) poly(*tert* butyl acrylate), (b) poly(ethylene glycol methyl ether acrylate), (c) poly(trifluoroethyl acrylate) and (d) poly (poly ethylene glycol methyl ether acrylate).

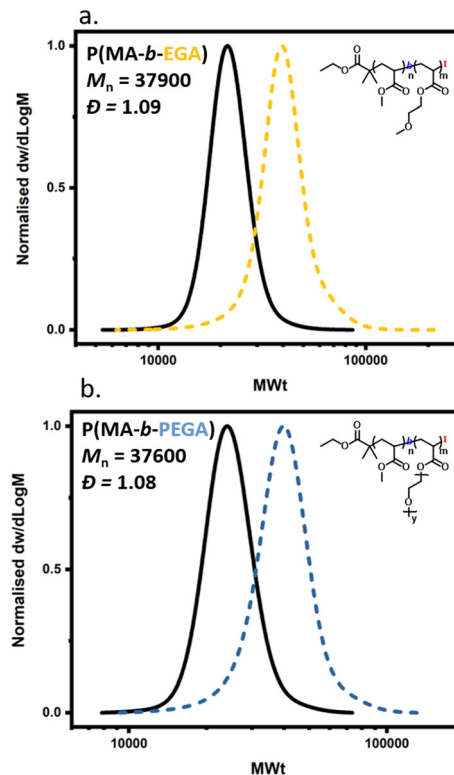


Fig. 6 SEC traces for different diblock copolymers obtained through Cu(0)-RDRP using alkyl iodide initiator *via in situ* chain extension of PMA (dashed trace) with: (a) ethylene glycol methyl ether acrylate (yellow/dashed), (b) poly ethylene glycol methyl ether acrylate (blue/dashed).

firmed by both ¹H NMR and SEC analysis yielding low dispersity final materials.

Conclusions

To conclude, in this work we show that alkyl iodides can be successfully used as alkyl halide initiators in Cu(0)-RDRP at room temperature. The obtained polymers showed exceptional end-group fidelity with good control over the targeted molecular weights. Significantly, a series of control experiments validated that the polymerization proceeds solely through a Cu(0)-RDRP mechanism while the possibility of degenerative transfer was excluded. The polymerizations showed linear pseudo-first order kinetics with low final dispersity values and our approach could be expanded to a range of solvents and monomers. Our work expands the scope of copper-mediated polymerization and highlights the possibility of alkyl iodides to be used as efficient initiators generating iodide-containing polymers under mild conditions.

Conflicts of interest

There are no conflicts to declare.



Acknowledgements

A. A. gratefully acknowledges ETH Zurich for financial support. N. P. T. acknowledges the award of a DECRA Fellowship and DP from the ARC (DE180100076 and DP200100231). KP thanks Onasis Foundation as this scientific paper was partially supported by the Onassis Foundation – Scholarship ID: FZQ051-1/2020-2021. We thank Dr Richard Whitfield for MALDI-Tof-MS measurement.

References

- M. Szwarc, *Nature*, 1956, **178**, 1168–1169.
- K. Parkatzidis, H. S. Wang, N. P. Truong and A. Anastasaki, *Chem*, 2020, **6**, 1575–1588.
- N. Corrigan, K. Jung, G. Moad, C. J. Hawker, K. Matyjaszewski and C. Boyer, *Prog. Polym. Sci.*, 2020, **111**, 101311.
- D. H. Solomon, E. Rizzardo and P. Cacioli, Polymerization process and polymers produced thereby, *U.S. Pat.*, 4581429, 1986.
- J.-S. Wang and K. Matyjaszewski, *J. Am. Chem. Soc.*, 1995, **117**, 5614–5615.
- M. Kato, M. Kamigaito, M. Sawamoto and T. Higashimura, *Macromolecules*, 1995, **28**, 1721–1723.
- J. Chiefari, Y. Chong, F. Ercole, J. Krstina, J. Jeffery, T. P. Le, R. T. Mayadunne, G. F. Meijs, C. L. Moad and G. Moad, *Macromolecules*, 1998, **31**, 5559–5562.
- A. Goto, T. Suzuki, H. Ohfuji, M. Tanishima, T. Fukuda, Y. Tsujii and H. Kaji, *Macromolecules*, 2011, **44**, 8709–8715.
- C.-G. Wang, A. M. L. Chong, H. M. Pan, J. Sarkar, X. T. Tay and A. Goto, *Polym. Chem.*, 2020, **11**, 5559–5571.
- F. Lorandi, M. Fantin and K. Matyjaszewski, *J. Am. Chem. Soc.*, 2022, **144**, 15413–15430.
- A. J. Magenau, N. C. Strandwitz, A. Gennaro and K. Matyjaszewski, *Science*, 2011, **332**, 81–84.
- V. Bonometti, E. Labbé, O. Buriez, P. Mussini and C. Amatore, *J. Electroanal. Chem.*, 2009, **633**, 99–105.
- M. A. Tasdelen, M. Uygun and Y. Yagci, *Macromol. Rapid Commun.*, 2011, **32**, 58–62.
- J. Mosnáček and M. T. Ilčíková, *Macromolecules*, 2012, **45**, 5859–5865.
- D. Konkolewicz, K. Schröder, J. Buback, S. Bernhard and K. Matyjaszewski, *ACS Macro Lett.*, 2012, **1**, 1219–1223.
- A. Anastasaki, V. Nikolaou, Q. Zhang, J. Burns, S. R. Samanta, C. Waldron, A. J. Haddleton, R. McHale, D. Fox and V. Percec, *J. Am. Chem. Soc.*, 2014, **136**, 1141–1149.
- W. Jakubowski, K. Min and K. Matyjaszewski, *Macromolecules*, 2006, **39**, 39–45.
- K. Parkatzidis, N. P. Truong, R. Whitfield, C. E. Campi, B. Grimm-Lebsanft, S. R. Buchenau, M. A. Rübhausen, S. Harrisson, D. Konkolewicz and S. Schindler, *J. Am. Chem. Soc.*, 2023, **145**(3), 1906–1915.
- J.-S. Wang and K. Matyjaszewski, *Macromolecules*, 1995, **28**, 7572–7573.
- G. Szczepaniak, M. Łagodzińska, S. Dadashi-Silab, A. Gorczyński and K. Matyjaszewski, *Chem. Sci.*, 2020, **11**, 8809–8816.
- K. Matyjaszewski, W. Jakubowski, K. Min, W. Tang, J. Huang, W. A. Braunecker and N. V. Tsarevsky, *Proc. Natl. Acad. Sci. U. S. A.*, 2006, **103**, 15309–15314.
- R. Whitfield, K. Parkatzidis, K. G. Bradford, N. P. Truong, D. Konkolewicz and A. Anastasaki, *Macromolecules*, 2021, **54**, 3075–3083.
- K. Parkatzidis, M. Rolland, N. P. Truong and A. Anastasaki, *Polym. Chem.*, 2021, **12**, 5583–5588.
- K. Parkatzidis, S. Boner, H. S. Wang and A. Anastasaki, *ACS Macro Lett.*, 2022, **11**, 841–846.
- R. Whitfield, K. Parkatzidis, M. Rolland, N. P. Truong and A. Anastasaki, *Angew. Chem., Int. Ed.*, 2019, **58**, 13323–13328.
- A. Anastasaki, V. Nikolaou, G. Nurumbetov, P. Wilson, K. Kempe, J. F. Quinn, T. P. Davis, M. R. Whittaker and D. M. Haddleton, *Chem. Rev.*, 2016, **116**, 835–877.
- D. Konkolewicz, Y. Wang, P. Krys, M. Zhong, A. A. Isse, A. Gennaro and K. Matyjaszewski, *Polym. Chem.*, 2014, **5**, 4396–4417.
- D. Konkolewicz, P. Krys, J. R. Gois, P. V. Mendonca, M. Zhong, Y. Wang, A. Gennaro, A. A. Isse, M. Fantin and K. Matyjaszewski, *Macromolecules*, 2014, **47**, 560–570.
- P. Krys, Y. Wang, K. Matyjaszewski and S. Harrisson, *Macromolecules*, 2016, **49**, 2977–2984.
- S. Harrisson and J. Nicolas, *ACS Macro Lett.*, 2014, **3**, 643–647.
- F. Alsubaie, A. Anastasaki, V. Nikolaou, A. Simula, G. Nurumbetov, P. Wilson, K. Kempe and D. M. Haddleton, *Macromolecules*, 2015, **48**, 5517–5525.
- F. Alsubaie, A. Anastasaki, V. Nikolaou, A. Simula, G. Nurumbetov, P. Wilson, K. Kempe and D. M. Haddleton, *Macromolecules*, 2015, **48**, 6421–6432.
- V. Percec, T. Guliashvili, J. S. Ladislaw, A. Wistrand, A. Stjerndahl, M. J. Sienkowska, M. J. Monteiro and S. Sahoo, *J. Am. Chem. Soc.*, 2006, **128**, 14156–14165.
- B. M. Rosen, X. Jiang, C. J. Wilson, N. H. Nguyen, M. J. Monteiro and V. Percec, *J. Polym. Sci., Part A: Polym. Chem.*, 2009, **47**, 5606–5628.
- A. H. Soeriyadi, C. Boyer, F. Nyström, P. B. Zetterlund and M. R. Whittaker, *J. Am. Chem. Soc.*, 2011, **133**, 11128–11131.
- F. Nyström, A. H. Soeriyadi, C. Boyer, P. B. Zetterlund and M. R. Whittaker, *J. Polym. Sci., Part A: Polym. Chem.*, 2011, **49**, 5313–5321.
- H. S. Wang, K. Parkatzidis, S. Harrisson, N. P. Truong and A. Anastasaki, *Chem. Sci.*, 2021, **12**, 14376–14382.
- R. Whitfield, A. Anastasaki, V. Nikolaou, G. R. Jones, N. G. Engelis, E. H. Discekici, C. Fleischmann, J. Willenbacher, C. J. Hawker and D. M. Haddleton, *J. Am. Chem. Soc.*, 2017, **139**, 1003–1010.
- A. Anastasaki, V. Nikolaou and D. M. Haddleton, *Polym. Chem.*, 2016, **7**, 1002–1026.



- 40 W. Tang, Y. Kwak, W. Braunecker, N. V. Tsarevsky, M. L. Coote and K. Matyjaszewski, *J. Am. Chem. Soc.*, 2008, **130**, 10702–10713.
- 41 W. Tang and K. Matyjaszewski, *Macromolecules*, 2007, **40**, 1858–1863.
- 42 S. Lanzalaco, M. Fantin, O. Scialdone, A. Galia, A. A. Isse, A. Gennaro and K. Matyjaszewski, *Macromolecules*, 2017, **50**, 192–202.
- 43 C. Y. Lin, M. L. Coote, A. Gennaro and K. Matyjaszewski, *J. Am. Chem. Soc.*, 2008, **130**, 12762–12774.
- 44 G. R. Jones, A. Anastasaki, R. Whitfield, N. Engelis, E. Liarou and D. M. Haddleton, *Angew. Chem., Int. Ed.*, 2018, **57**, 10468–10482.
- 45 K. A. Davis and K. Matyjaszewski, *J. Macromol. Sci., Part A: Pure Appl. Chem.*, 2004, **41**, 449–465.
- 46 L. Lei, M. Tanishima, A. Goto, H. Kaji, Y. Yamaguchi, H. Komatsu, T. Jitsukawa and M. Miyamoto, *Macromolecules*, 2014, **47**, 6610–6618.
- 47 K. Matyjaszewski, S. Gaynor and J.-S. Wang, *Macromolecules*, 1995, **28**, 2093–2095.
- 48 S. G. Gaynor, J.-S. Wang and K. Matyjaszewski, *Macromolecules*, 1995, **28**, 8051–8056.
- 49 A. Goto, K. Ohno and T. Fukuda, *Macromolecules*, 1998, **31**, 2809–2814.
- 50 Y. Kotani, M. Kamigaito and M. Sawamoto, *Macromolecules*, 1999, **32**, 2420–2424.
- 51 Y. Kotani, M. Kamigaito and M. Sawamoto, *Macromolecules*, 2000, **33**, 3543–3549.
- 52 Y. Kotani, M. Kamigaito and M. Sawamoto, *Macromolecules*, 2000, **33**, 6746–6751.
- 53 H. Uegaki, Y. Kotani, M. Kamigaito and M. Sawamoto, *ACS Symp. Ser.*, 2000, **760**, 196–206.
- 54 I. Onishi, K. Y. Baek, Y. Kotani, M. Kamigaito and M. Sawamoto, *J. Polym. Sci., Part A: Polym. Chem.*, 2002, **40**, 2033–2043.
- 55 M. Kamigaito, I. Onishi, S. Kimura, Y. Kotani and M. Sawamoto, *Chem. Commun.*, 2002, 2694–2695.
- 56 A. Goto, Y. Tsujii and T. Fukuda, *Polymer*, 2008, **49**, 5177–5185.
- 57 G. David, C. Boyer, J. Tonnar, B. Ameduri, P. Lacroix-Desmazes and B. Boutevin, *Chem. Rev.*, 2006, **106**, 3936–3962.
- 58 W. A. Braunecker, N. V. Tsarevsky, A. Gennaro and K. Matyjaszewski, *Macromolecules*, 2009, **42**, 6348–6360.
- 59 G. Lligadas and V. Percec, *J. Polym. Sci., Part A: Polym. Chem.*, 2008, **46**, 6880–6895.
- 60 S. R. Samanta, M. E. Levere and V. Percec, *Polym. Chem.*, 2013, **4**, 3212–3224.
- 61 M. Rolland, R. Whitfield, D. Messmer, K. Parkatzidis, N. P. Truong and A. Anastasaki, *ACS Macro Lett.*, 2019, **8**, 1546–1551.

