


An abundant future for quagga mussels in deep European lakes

Journal Article**Author(s):**

Kraemer, Benjamin M.; Boudet, Salomé; Burlakova, Lyubov E.; [Haltiner, Linda](#) ; Ibelings, Bas W.; Karatayev, Alexander Y.; Karatayev, Vadim A.; Rossbacher, Silvan; Stöckli, Raphael; Straile, Dietmar; Spaak, Piet

Publication date:

2023-12

Permanent link:

<https://doi.org/10.3929/ethz-b-000652561>

Rights / license:

[Creative Commons Attribution 4.0 International](#)






Originally published in:

Environmental Research Letters 18(12), <https://doi.org/10.1088/1748-9326/ad059f>

ENVIRONMENTAL RESEARCH
LETTERS

LETTER

An abundant future for quagga mussels in deep European lakes

Benjamin M Kraemer^{1,*} , Salomé Boudet⁴, Lyubov E Burlakova² , Linda Haltiner³ , Bas W Ibelings⁴ ,
Alexander Y Karatayev² , Vadim A Karatayev^{5,6} , Silvan Rossbacher³, Raphael Stöckli³,
Dietmar Straile¹  and Piet Spaak³ 

¹ Limnological Institute / Department of Biology, University of Konstanz, Konstanz, Germany

² Great Lakes Center, SUNY Buffalo State University, Buffalo, NY, United States of America

³ Department of Aquatic Ecology, Eawag, Dübendorf, Switzerland

⁴ Department FA Forel for Environmental and Aquatic Sciences / Institute for Environmental Sciences, University of Geneva, Geneva, Switzerland

⁵ Kansas Biological Survey, University of Kansas, Lawrence, KS, United States of America

⁶ Department of Biology, University of Maryland, College Park, MD, United States of America

* Author to whom any correspondence should be addressed.

E-mail: ben.m.kraemer@gmail.com

Keywords: quagga, mussels, lakes, future, neobiota, freshwater

Supplementary material for this article is available [online](#)

OPEN ACCESS

RECEIVED

31 May 2023

REVISED

17 October 2023

ACCEPTED FOR PUBLICATION

20 October 2023

PUBLISHED

7 November 2023

Original content from this work may be used under the terms of the [Creative Commons Attribution 4.0 licence](#).

Any further distribution of this work must maintain attribution to the author(s) and the title of the work, journal citation and DOI.

**Abstract**

Quagga mussels have expanded their range across the northern hemisphere in recent decades owing to their dispersal abilities, prolific reproduction rates, and broad ecological tolerances. Their remarkable capacity to filter particulates from the water column has had profound effects on inland aquatic ecosystems. In the North American Great Lakes, quagga mussel populations have increased inexorably since the late 1980's, but it remains unclear whether quagga mussels will follow a similar trajectory in Europe where they have appeared more recently. Here we apply knowledge from a long-term quagga population monitoring effort in the North American lakes to predict future quagga populations in deep European lakes, where quaggas are quickly becoming a conspicuous part of the underwater landscape. We predict that quagga mussel biomass in Lakes Biel, Constance, and Geneva may increase by a factor of 9–20 by 2045. Like in North America, this increase may be characterized by a shift to larger individuals and deeper depths as the population matures. If realized, this rapid expansion of quagga mussels would likely drive the largest aquatic ecosystem change in deep European lakes since the eutrophication period of the mid-20th century.

1. Introduction

The range of the quagga mussel (*Dreissena rostriformis bugensis* (Andrusov)) has rapidly expanded in the Northern Hemisphere since the 1980's due to human activities that provided new means of spreading (Bij de Vaate *et al* 2013, Matthews *et al* 2014, Karatayev and Burlakova 2022b). After arriving in a new water body, their spread is amplified by the downstream transport of their planktonic, free-swimming larvae (Matthews *et al* 2014, Karatayev and Burlakova 2022b). The suitability of a waterbody for quaggas is governed by various factors including temperature, oxygen, salinity, and the concentration of ions such as Ca^{2+} which are important for shell formation. Food availability and the presence of competitors and predators can also

determine how large and abundant quagga become over time. Nonetheless, quaggas have been documented to thrive in a wide range of waterbodies (Karatayev and Burlakova 2022a).

However, perhaps the most important variable controlling quagga mussel population dynamics over time is the local depth within the waterbody (Karatayev *et al* 2021, Karatayev and Burlakova 2022a). Quagga biomass tends to reach higher levels at greater depths where they are less susceptible to predation, competition, and water turbulence which can inhibit their settlement and growth. As a consequence, lakes of similar maximum depth also have similar total quagga biomass, mussel sizes, and depth distributions (Karatayev *et al* 2021, Karatayev and Burlakova 2022a). These similarities across lakes suggests that documented long-term quagga population

dynamics from deep lakes in one part of the world could be used to estimate the likely quagga population trajectories in other lakes of similar depth. Here we apply knowledge from a long-term quagga population monitoring effort in the North American Great Lakes to assess the probability that deep lakes in Europe will experience similar patterns based on comparisons of (1) their total quagga biomass, mean individual mass, and biomass depth distributions early on post detection, and (2) their climatological, morphometric, sedimentological, and biological characteristics. Depending on the results of those comparisons, we also project potential future quagga populations in deep lakes in Europe, where they have appeared more recently and are expanding their range (Haltiner *et al* 2022).

2. Method

2.1. Study areas

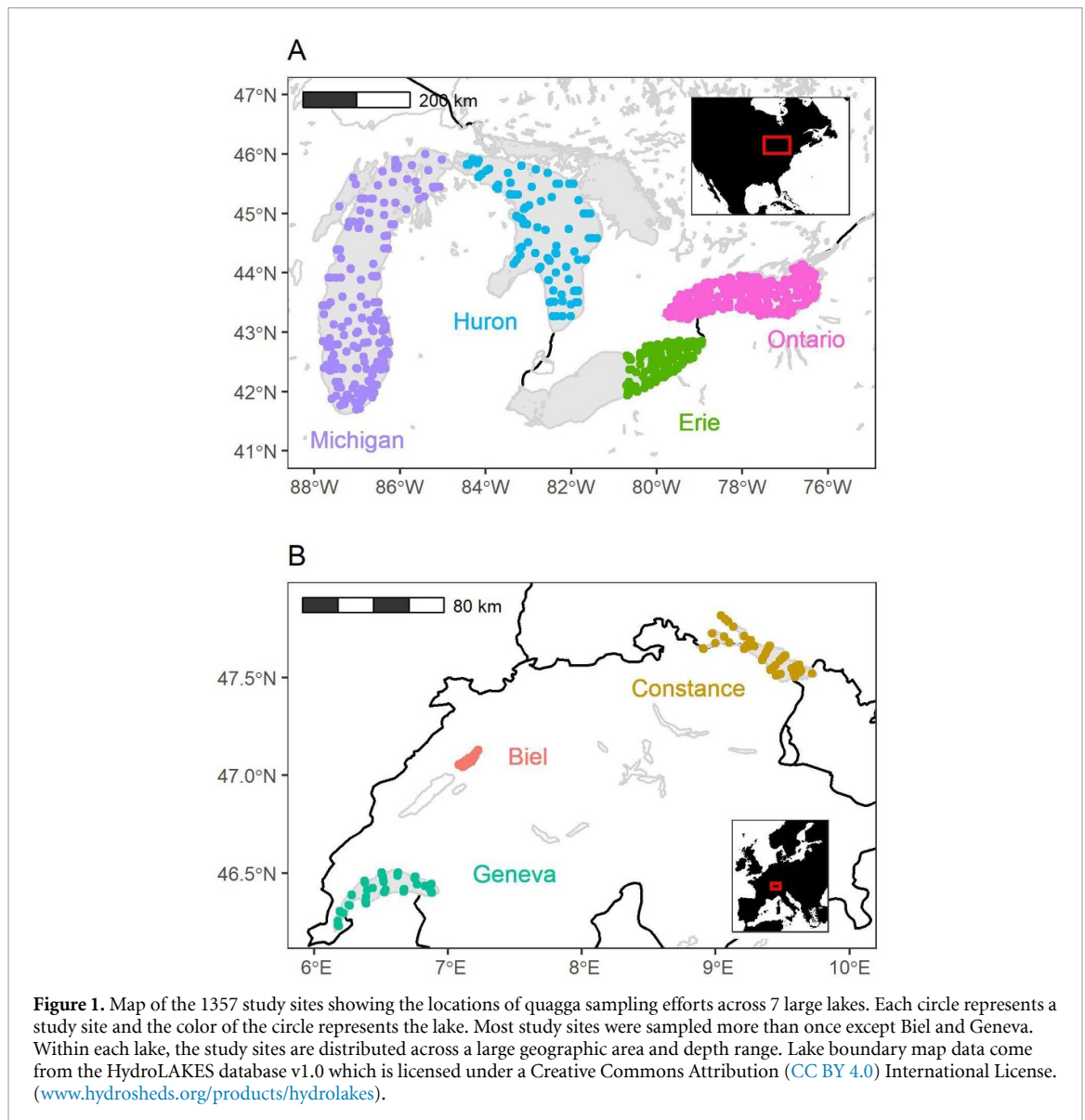
Quagga mussel population dynamics were studied in four lakes in North America (Erie, Huron, Michigan, Ontario) and three lakes in Europe (Biel, Constance, Geneva) (figure 1). Quagga mussels were first detected in Lake Erie (1989) followed by Ontario (1990), Michigan/Huron (1997), Geneva (2015), Constance (2016), and Biel (2019) (Karatayev *et al* 2021, Haltiner *et al* 2022). These seven lakes represent a range of climate (mean annual watershed precipitation: 829–1493 mm yr⁻¹; mean watershed annual air temperature: 3.5 °C–7.1 °C), sedimentological (clay: 10%–18%; silt: 35%–38%; sand: 43%–54%), and morphometric characteristics (surface area: 38–59 399 km²; mean depth: 16–156 m; maximum depth: 64–310 m (Lehner *et al* 2022)). The European lakes largely fall within the range of climatic, sedimentological, and morphometric characteristics of the North American lakes except in terms of their precipitation (European lake watersheds are wetter), sediments (European lakes have more clay and less sand), mean depths (Geneva and Constance are deeper), surface areas (European lakes are smaller) and watershed population densities (European lake watersheds have smaller total human populations but higher population densities) (Lehner *et al* 2022). The European lakes are also slightly warmer on average, and, unlike the North American lakes, have not experienced substantial ice cover since the end of the 20th century. The European lakes typically mix over a short period in February and March, whereas the North American lakes typically mix twice a year in autumn and spring. Due to the larger fetch, the mixing depths are deeper in the Great Lakes compared to the European lakes. The seven study lakes are biologically similar in the lack of major interspecific competitors for quagga mussels. Zebra mussels were present in all seven lakes prior to the detection of quaggas, but were largely displaced by them shortly after quaggas were detected (Matthews *et al* 2014, Karatayev *et al* 2021, Haltiner

et al 2022). A variety of potential fish and bird predators inhabit all seven lakes, and the planktonic life stages of quagga mussels may be preyed on by fish and planktivorous microbiota. However, top-down limitation is likely restricted to the upper water column and is not considered an important factor influencing whole-lake quagga populations (Karatayev and Burlakova 2022b). All seven lakes have calcium ion concentrations which are considered suitable for efficient quagga growth (>10 mg l⁻¹; supplementary table 1) (Davis *et al* 2015, Weyhenmeyer *et al* 2019).

Available data from the central and western basin of Erie were excluded from our analyses because they have distinct features that affect quagga mussel population dynamics (Karatayev *et al* 2021). The central basin of Lake Erie was excluded because regular hypoxia develops by the end of the growing season at depths >20 m which restricts quagga populations to shallow areas (Karatayev *et al* 2018a). The western basin of Lake Erie was excluded because it is too shallow to be comparable to the other deep lakes in the analysis (Karatayev *et al* 2021). The shallow Saginaw Bay was also excluded from the greater Lake Huron as it has well documented differences in its ecology and human influence which affect quagga mussel population dynamics (Karatayev *et al* 2021, Kraemer *et al* 2022). These decisions to exclude certain areas from our analysis were made prior to comparing the actual quagga biomass data from these locations.

2.2. Sampling

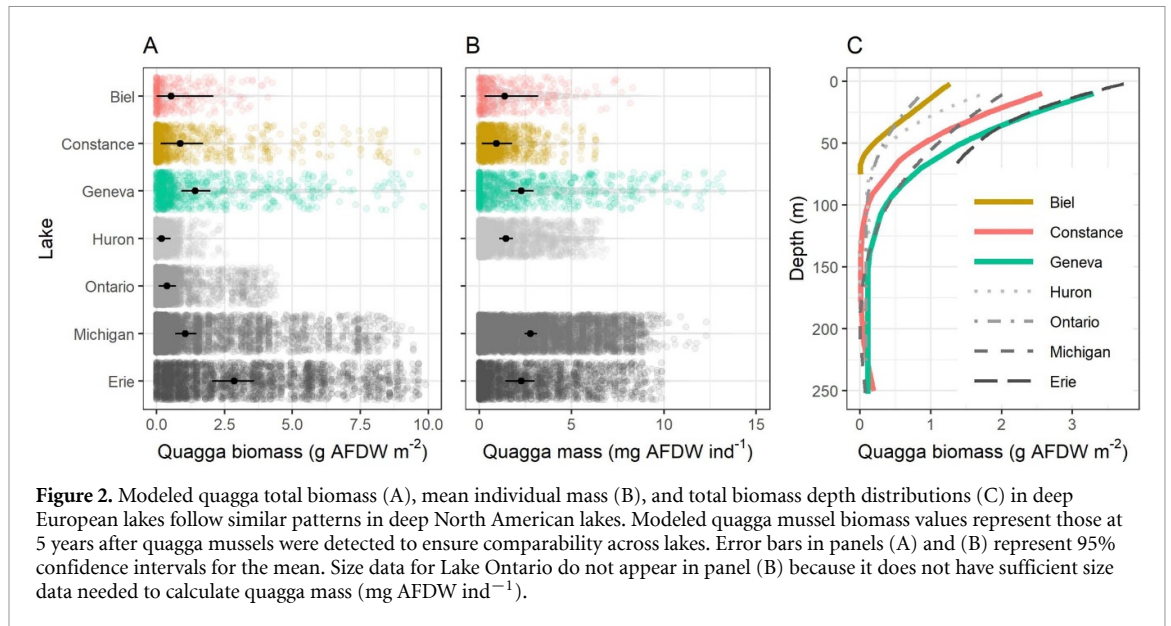
Quagga mussel samples were collected usually in triplicate at 1357 sites distributed across all lakes using a combination of grab sampling (PONAR or Ekman) and videography (Benthic Imaging System (BIS)). The number of sampling points varied across lakes (Biel: 29 sites, Constance: 103, Geneva: 69, Huron: 171, Michigan: 430, Ontario: 373, Erie eastern basin: 182). The years in which the lakes were sampled also varied across lakes (Biel: 2021; Constance: 2021–2022; Geneva: 2022; Huron: 2000, 2003, 2007, 2012, and 2017; Michigan: 1994, 2000, 2005, 2010, 2015, 2021; Ontario: 1990, 1995, 1997–1999, 2003, 2008–2009, 2013; and Erie eastern basin: 1992–1993, 1998, 2004, 2009, 2014). For the grab samples, all individuals retained following elutriation with a 1 mm (European lakes) or 0.5 mm (North American lakes) sieve were counted and data were reported as densities (individuals m⁻²). To ensure comparability across sites with different sieve sizes, all individuals smaller than 5 mm were excluded from our analysis. Quagga samples were collected using either regular (0.052 m² or 0.0483 m²) or petite PONAR (0.0231 m²) or Ekman samplers. All mussels were preserved in 10% formalin (North America) or frozen at –20 °C (Europe) on the same day and later measured and counted in the laboratory. In all cases, mussels were further processed following the NOAA Technical Memorandum GLERL-164 (Nalepa *et al*



2014) and standard operating procedure for Benthic Invertebrate Laboratory Analysis (US EPA 2015). For videographic samples, the percent coverage and number of individuals were obtained from bottom images recorded with BIS using Adobe Photoshop (for details see Karatayev *et al* 2022). To fully cover the time sequence since quagga detection, author-collected samples were supplemented with data from published literature for the North American lakes. Detailed sampling protocols for grab samples and videography can be found in the primary papers (Karatayev *et al* 2014, 2021, Nalepa *et al* 2014, 2018, 2018a, 2018b, 2020). The quagga biomass and density data can be found in the supplementary material accompanying this article (supplementary table 2).

Quagga tissue ash-free dry weight (AFDW)—the biomass lost after oxidation—was used to compare quagga biomass across sites in a standard way which eliminates the variability introduced by the inorganic component of the sample, which can vary greatly

depending on the type of sample and the conditions under which it was collected. After separating quagga mussels from other species, their tissues (excluding their shells) were dried for 48 h at 60 °C to obtain dry weight. Then, the dry mussel tissues were ashed at 550° for 2 h and weighed. Tissue AFDW was calculated as the difference between dry and ash weight. In Lake Constance only 65 out of 103 sites included PONAR samples, so BIS density and percent coverage data were converted to a PONAR-equivalent AFDW estimate using statistical relationships captured with a general additive model (GAM) (adjusted $R^2 = 0.90$, p -value = < 0.001, $n = 1444$). While quagga densities are available for all lakewide surveys conducted in the North American lakes, quagga tissue AFDW was not always measured directly. In Lake Ontario, quaggas were not weighed from 1990 to 2003, but AFDW was estimated using a constant conversion factor per mussel following Birkett *et al* (2015) with some adjustments (Karatayev *et al* 2022).



In Lake Huron, *Dreissena* biomass was not recorded from 2000 to 2007 and was estimated using a mean of 5.19 mg AFDW per mussel, as calculated from 2012 samples (reviewed in Karatayev *et al* 2021). For consistency across studies, all historic and current data on quagga biomass were converted into tissue AFDW in the same units (g m^{-2}) (Karatayev *et al* 2021) using standard equations (Nalepa *et al* 2014, Glyshaw *et al* 2015, Karatayev *et al* 2021, 2022).

2.3. Modeling

We modeled quagga tissue AFDW variation and mean individual mass (AFDW ind^{-1}) as a function of the lake name, time in years since quaggas were detected, and the site-specific sampling depth in a 3-step model chain (Lin *et al* 2023). In the model chain, three models were fit in order of increasing complexity; first a linear model (LM), followed by a GAM followed by a boosted regression tree (BRT) where the residuals from the simpler model are used as the response variable in the next model so that, with each model, more of the variation is explained. The model chain included a combination of models to effectively balance the known tradeoffs between these statistical approaches. LMs and GAMs are better at extrapolation and interpolation (Chow and Lin 1971). By fitting the LM and GAM first, we ensured that the extrapolative/interpolative component of the model performs as well as possible. But LM and GAM do not fully capture the interactions between predictor variables, so we used BRTs as the final model in the stack to account for these complexities. The summed predictions of all three models were used to generate the full set of bias-corrected predicted values (figures 2–4) following previous work (Kraemer *et al* 2022). When summed, the multi-model chain results in a ‘best of all worlds’ scenario where the superior extrapolation performance of LM and GAM are

combined with the superior capacity of BRTs to capture complexity in the predictor-response relationships.

The performance of the model chain was evaluated using cumulative adjusted R^2 and median absolute deviation in cross validation with a 50–50 split between test and training datasets. Test and training datasets were randomly selected with 1000 repetitions and stratified by lake so that each lake’s data were split 50–50. To estimate the uncertainty in the future projected quagga biomass, we added randomly sampled values from the error distribution in the test datasets to the future modeled values of quagga biomass using a bootstrapped error propagation approach with 1000 repetitions. The model chain performed well when predicting quagga mussel biomass and mean individual mass with each successive model in the model chain explaining more of the variation in the response. In the model chain predicting variation in biomass (g AFDW m^{-2}) across depth, lakes, and years since quagga detection, the cumulative adjusted R^2 increased from 0.36 to 0.43 to 0.56 with the addition of each model in the stack. In the model chain predicting variation in mean individual mass (mg AFDW ind^{-1}), the cumulative adjusted R^2 increased from 0.38 to 0.47 to 0.51. The model chain also performed well in cross validation as the mean Spearman rank correlation between predicted and observed values in the test datasets were similar to the training datasets (0.60 versus 0.53 for biomass and 0.52 versus 0.43 for mean individual mass) with a median absolute deviation between predicted and observed values of 1.3 g AFDW m^{-2} and 1.9 mg AFDW ind^{-1} in the test datasets.

In an ideal case, raw data from each lake at a consistent time since detection would be used to compare early quagga population dynamics in each of the 7 lakes. However, quagga mussel sampling was made

irregularly along the time sequence following detection, making it difficult to compare raw data at the exact same time since detection for all lakes. Instead, we used summed model output at year 5 since detection for each lake so that we could control for modest differences across lakes in the timing of their initial sampling events.

To determine the potential ecological impact of quagga mussels, we calculated the intensity of their filter feeding on phytoplankton during periods when the lakes are below 10 °C. We used modeled estimates of quagga mussel biomass and observed site-specific depths, along with moderate estimates of quagga mussel growth (0.06 g day^{-1}) (Rowe *et al* 2017) and clearance rates ($10 \text{ mL water mg AFDW}^{-1} \text{ h}^{-1}$) (Vanderploeg *et al* 2010) to calculate the fraction of the water column cleared per day by quagga filter feeding at each site. Our calculations were based on conditions typically observed during seasonal mixing where lakewide temperatures are less than 10 °C, with moderate food quality, as reported in previous studies (Vanderploeg *et al* 2010, Rowe *et al* 2017, Karatayev *et al* 2021). These seasonal conditions were chosen because quagga filtration can have an especially potent effect on water clarity and productivity at that time of year (Karatayev *et al* 2021).

We used the statistical software R (R Core Team 2022) for statistical computing and data analysis. We used several R packages including the 'data.table' package for data manipulation (Dowle and Srinivasan 2021), the 'ggplot2' package for data visualization (Wickham *et al* 2016), the 'mgcv' package for general additive modeling (Wood and Wood 2015), and the 'dismo' and 'gbm' packages (Elith *et al* 2008, Hijmans *et al* 2017, Greenwell *et al* 2019) for BRT modeling.

3. Results

Despite the numerous differences between the climate, sediments, and morphometry, early population dynamics suggest that European lakes have thus far followed a similar path to that of the North American lakes (figure 2). At five years post detection, the quagga total AFDW in the European lakes fell within the range of the North American lakes and was most similar to lakes Huron, Michigan, and Ontario (figure 2(A)). European lakes also had similar mean individual mass to those in North America ($\text{mg AFDW individual}^{-1}$; figure 2(B)). The quagga AFDW depth distribution in the North American lakes peaked above 50 m and decreased substantially with depth (figure 2(C)). At five years post detection, the depth distribution of quagga biomass in Biel was most similar to Ontario/Huron, Constance was most similar to Michigan, and Geneva was most similar to the Erie eastern basin (figure 2(C)). These similarities (figures 2(A)–(C)) suggest that quagga population dynamics early on post detection in the European lakes have followed those of the North American

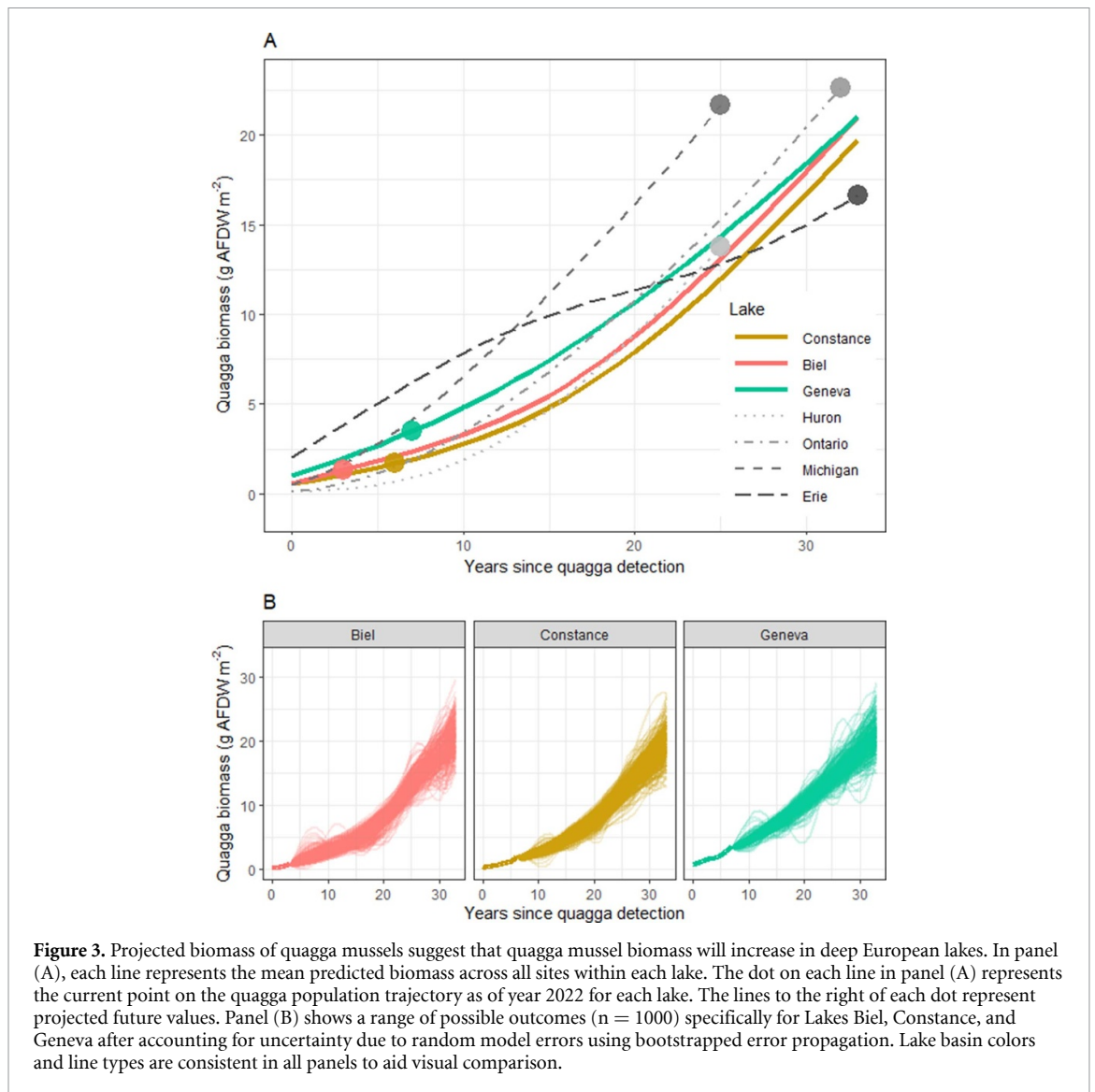
lakes, providing justification for further analyses projecting the potential future of quaggas in lakes Biel, Constance, and Geneva.

If quagga populations continue on a course similar to the North American lakes, quagga biomass in Europe is expected to increase in the coming decades (figure 3). We find that quagga mussel biomass in Biel, Constance, and Geneva may increase by a factor of 9–20 by 2045. The projected biomass at year 30 post quagga detection were similar in Lakes Geneva (18.4 g m^{-2} , 95% CI: $14.4\text{--}22.4 \text{ g m}^{-2}$) Biel (17.9 g m^{-2} , 95% CI: $12.9\text{--}22.3 \text{ g m}^{-2}$) and Constance (16.8 g m^{-2} , 95% CI: $12.7\text{--}20.9 \text{ g m}^{-2}$). As in the case of the early population dynamics post quagga detection (figure 2), the European lakes are most similar to lakes Ontario and Huron in their projected increases in quagga biomass (figure 3(A)).

Like in the North American lakes, the projected increase in quagga biomass will likely be characterized by a shift to larger individuals, deeper depths, and higher filtration capacity as the quagga population matures (figure 4). The mean individual mass for the European lakes is projected to increase by a factor of 8.2 (from $2.9 \text{ mg AFDW ind}^{-1}$ at 5 years post quagga detection to $23.7 \text{ mg AFDW ind}^{-1}$ at 30 years post quagga detection). The differences across lakes in their projected mean individual masses at year 30 post detection were modest (22.1 , 19.8 , and $27.8 \text{ mg AFDW ind}^{-1}$ for Biel, Constance, and Geneva). Over the same time interval, the depth with the highest mussel biomass is projected to shift deeper from 14 m to 78 m on average (peak biomass at year 30 post detection was 74, 79, and 81 m for Biel, Constance, and Geneva). As a first approximation, these changes are expected to increase the capacity of the quagga population to filter the water column during seasonal mixing by 370%–510%, potentially resulting in strong effects on the water column phytoplankton biomass, suspended sediment, and overall water clarity. Taken together, these changes may strongly affect the ecosystem functioning of European lakes in the coming decades.

4. Discussion

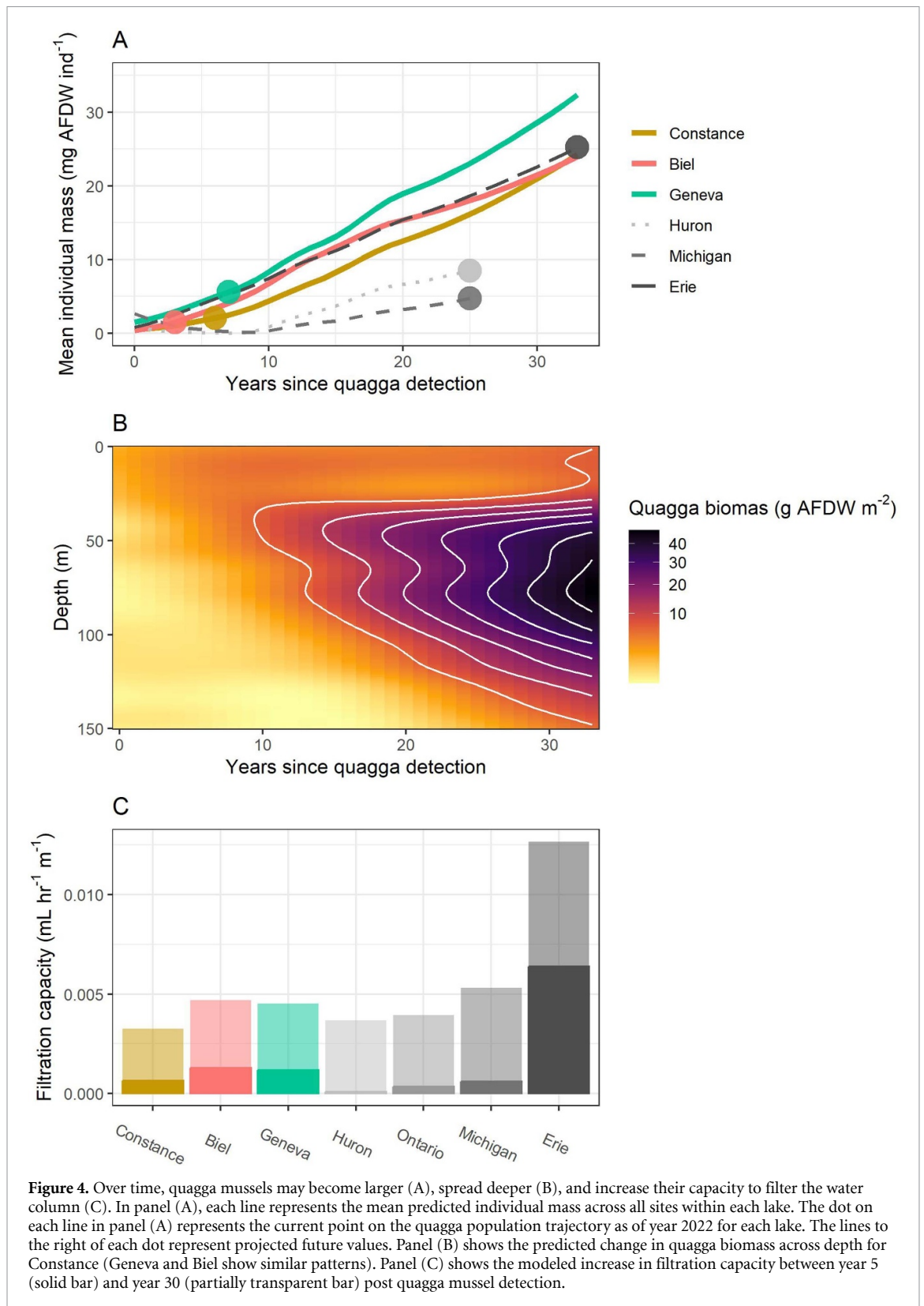
Based on the comparisons with invaded lakes in North America, we estimate that the cumulative quagga biomass across lakes Geneva, Biel, and Constance will increase to approximately 18 million kg of AFDW over the course of the 3 decades since they were detected (sum of mean lakewide quagga AFDW per unit area at year 30 post quagga detection \times surface area of each lake)—a total weight approximately equivalent to 3150 fully-grown male African elephants. If realized, this projected expansion of quagga mussels would likely drive the largest aquatic ecosystem change in deep European lakes since the eutrophication period of the mid-20th century. But unlike the problem of eutrophication which



had an apparent and feasible solution (i.e. reduce nutrient pollution), quagga mussels are a less tractable target for management because their appearance in lakes is largely considered irreversible. Because of this irreversibility, quagga mussels are likely to be a lightning rod in lake management until they equilibrate with the local biological community which may not occur for decades. In the meantime, we encourage the development and implementation of a comprehensive monitoring and management plan that takes into account the expected local effects of quagga on lake ecosystems and the benefits that people derive from those ecosystems (Boltovskoy *et al* 2022, Burlakova *et al* 2022). We also caution that the ultimate consequences of quagga mussels in Europe will depend on how they interact with other neobiota and other anthropogenic forces such as climate change.

The major ecosystem consequences of quagga mussels include increased water clarity, modified food webs, altered hydrodynamics, and changes to biogeochemical cycles (Hecky *et al* 2004,

Karatayev *et al* 2021, Li *et al* 2021). Most of these changes arise from their efficient filter feeding which removes zooplankton, phytoplankton, suspended organic material, and sediment from the water column. By filtering these particulates, quaggas can dominate the uptake of lake nutrients, offsetting or even overshadowing the effects of external nutrient loading (Li *et al* 2021). Their filtration also allows light to penetrate deeper where it supports benthic primary production and may also stimulate benthic mats of cyanobacteria (Francoeur *et al* 2015). Food webs are further altered by reducing the resource availability for planktivorous organisms including larval fish with cascading effects throughout the food web (Cunningham and Dunlop 2023). But, quagga mussels themselves can be an important albeit lower-quality food source for some fish (Pothoven and Madenjian 2008, Baer *et al* 2022a, 2022b, Karatayev and Burlakova 2022a, 2022b). For instance, in Lake Constance, benthic whitefish (*Coregonus macrophthalmus*), roach (*Rutilus rutilus*) and tench (*Tinca tinca*) are all capable of high levels



of quagga consumption (Baer *et al* 2022a, 2022b). Waterfowl populations may also feed heavily on quagga that grow in shallow areas of lakes (Molloy *et al* 1997, Petrie and Knapton 1999).

By affecting food availability, changing habitats, and altering food webs, quagga mussels may also affect fishery productivity in the coming decades

(Lauber *et al* 2020, Chiapella *et al* 2023). For instance, fishery productivity may decrease with the loss of planktonic food resources, or increase if the growth of benthic food resources exceeds the planktonic losses. But the ultimate effect of quaggas on fisheries productivity in Europe will depend on how they interact with other ongoing environmental changes.

For example, the re-oligotrophication of lakes in Europe has already caused changes in lake fisheries in recent decades (Eckmann *et al* 2006, Baer *et al* 2017), and these effects may be further compounded by quagga mussels. The three-spined stickleback (*Gasterosteus aculeatus*), first detected in the open water fish community of Lake Constance in 2013, quickly became the dominant fish species (50%–70% of all fish individuals are stickleback) and may have already reduced Lake Constance fish catches (Baer and Brinker 2022). Quaggas may exacerbate or mitigate the effects of three-spined sticklebacks on pelagic fisheries, but at the moment, such anticipated effects are speculative. Interactions between quagga and other neobiota may increase fishery productivity (Madenjian *et al* 2015, Karatayev and Burlakova 2022a, 2022b). For instance, round gobies (*Neogobius melanostomus*) consume quagga mussels (Wilson *et al* 2006, Kornis *et al* 2012) and are in turn an important food source for commercially and recreationally valuable fish species including lake trout, burbot, yellow perch, smallmouth bass, lake sturgeon, and walleye (Karatayev and Burlakova 2022a). Round gobies are currently not present in the three European lakes studied here, but may appear soon (Kalchhauser *et al* 2013, Cerwenka *et al* 2023) with a potential to limit quagga biomass in shallow areas and affect fishery productivity.

The effects of quagga filter feeding has consequences for how people will interact with deep European lakes in the future. For instance, clearer water can be more inviting for swimming, boating, and scuba diving, although quaggas also foul beaches, boats, docks and piers. Increases in water clarity can increase the value of shoreline properties (Limburg *et al* 2010, Burlakova *et al* 2022). Water infrastructure including collecting stations for drinking water are typically placed around 60 meters depth in deep European lakes because the bivalves which were present at the time of construction were restricted to the upper 40 m of water (Wacker and Von Elert 2003). According to our projections, quagga mussels will soon become abundant down to 70 meters or more, requiring millions of euros annually to cover damages to water intakes alone. Existing and future water infrastructure projects must modify their intake depths or account for these additional costs.

Quagga mussels may also interact with the anticipated effects of climate change on water temperature and hydrodynamics. For instance, climate change is expected to reduce lake mixing leading to reductions in deep water oxygen (Jane *et al* 2021). Anoxia could limit quagga depth distributions or even their total populations as has occurred in the central basin of Lake Erie (Karatayev *et al* 2018a). Lake Geneva in particular is expected to have more widespread anoxia especially below 150 m (Schwefel *et al* 2016, Deyle *et al* 2022) which will limit quagga populations. Episodic anoxia could affect quagga survival and reproduction

at shallower depths as well. The capacity of quagga to filter the water column would also depend on climate change's anticipated effects on lake hydrodynamics. Periods of lake mixing are an important time when quaggas have potent effects on water column suspended material (Rowe *et al* 2015). Thus climate change-mediated reductions in lake mixing as predicted for the European lakes (Peeters *et al* 2007, Kraemer *et al* 2015) could reduce the capacity of quaggas to filter the entire water column during these critical seasonal periods. The consequences of higher temperatures for the mussel metabolism and growth are also unclear as higher temperatures typically lead to higher metabolic rates (Kraemer *et al* 2017), but quagga mussel metabolism and growth rates may be suppressed if not supported by an increase in food supply (Karatayev *et al* 2018b). Thus, the cumulative effects of climate change on quagga mussel populations and their ecosystem consequences are highly uncertain.

Although our models suggest that early quagga population dynamics in deep North American and European lakes are similar, the future quagga biomass in the European lakes may be higher because they have higher chlorophyll-a (chl-a) concentrations, except for Lake Erie eastern basin (supplementary table 1). As an indicator of food availability, higher mean chl-a concentrations could make the European lakes more suitable for quagga and may cause higher quagga total biomass in the long run (Karatayev *et al* 2018b). This potential future boost to quaggas in deep European lakes may have the largest effects on Geneva and Constance whose substantial depth offers greater potential for quaggas to escape the effects of water turbulence and benthivorous birds and fish. However, quaggas may not fully benefit from higher planktonic biomass in the European lakes because planktonic food resources are less evenly distributed across the water column due to less frequent or shallower mixing. Furthermore, the lower chl-a in the North American lakes may already be a consequence of quagga mussels rather than an indicator of their lower suitability for quagga. Nonetheless, to better constrain how regional differences in lake chl-a and mixing might affect future quagga populations, we encourage global investigations into the relationship between lake productivity, quagga populations, and their ecosystem impacts.

5. Conclusions

An abundant future may lie ahead for quagga mussels in deep European lakes. The ultimate ecosystem consequences of quagga mussels in Europe will depend on their complex interactions with the local context and other anthropogenic drivers of change. But based on past dynamics in other lakes, quaggas in lakes Biel, Constance, and Geneva are likely to increase water clarity, damage important water infrastructure,

alter fisheries productivity, and redirect nutrients and energy flow. Should quaggas continue to spread across Europe, we would expect similar ecosystem effects to play out in other deep lakes (e.g. Hallstätter, Lucerne, Maggiore, St. Bartholomew's, Starnberg, Thun, Wolfgang, and Zurich) where quagga presence has not yet been confirmed. In North American lakes, the strong ecosystem consequences of quagga mussels started to appear approximately 10 years after they were first detected (Karatayev et al 2022). Thus, it may still be too early to detect substantial changes in European lakes now, in less than 10 years after they first appeared. But, with new tools like remote sensing, high frequency monitoring platforms, and eDNA, managers and scientists are more equipped today to monitor and detect quaggas and their ecological consequences than ever before. The development of an international scientific monitoring strategy for quagga mussels should rely on these advanced tools to efficiently detect the spread of quagga and their environmental ramifications. Whether quagga mussels are harmful or beneficial for European society ultimately depends on the values of the various stakeholders in the region. We encourage careful consideration of both the costs and benefits of quagga mussels in the development of a comprehensive multinational management strategy (Schlaepfer et al 2011, Sax et al 2022). The window of opportunity to develop and implement such a plan is narrowing.

Data availability statement

All data that support the findings of this study are included within the article (and any supplementary files).

Acknowledgments

We are grateful for the constructive comments and suggestions provided by two anonymous reviewers. This study was supported/co-financed by the Grant 'SeeWandel: Life in Lake Constance-the past, present and future' within the framework of the Interreg V programme 'Alpenrhein-Bodensee-Hochrhein (Germany/Austria/Switzerland/Liechtenstein)' which funds are provided by the European Regional Development Fund as well as the Swiss Confederation and cantons, and by the Swiss Federal Office for the Environment as well as by the Swiss Expert Committee for Biosafety. The work received further financial support from Eawag (Eawag Discretionary Funds 2018–2022). LEB was supported by the Prime Agreement Award GL 00E02259-2 from the U.S. EPA 'Great Lakes Long-Term Biological Monitoring Program 2017-2022' (PI L. Rudstam, Co-PIs Burlakova and Karatayev). BI would like to acknowledge Philippe Arpagaus for driving *La Licorne* during sampling of Lake Geneva as well as Matteo Gios, Roxane Fillion and a group of students

from the Master MUSE at the University of Geneva for assistance in the field survey and laboratory measurements. The funders had no role in study design, data collection and analysis, decision to publish, or preparation of the manuscript.

Conflict of interest

The authors declare that there are no conflicts of interest regarding the research, authorship, or publication of this article. All aspects of this study were conducted in an unbiased manner, without any financial, personal, or professional relationships that could be perceived as potentially influencing the outcomes or interpretation of the findings.

Data and code availability statement

The data used in this study are included as supplementary material accompanying this paper. The code used in this manuscript can be found in a public repository: <https://zenodo.org/records/7992118>, and under the DOI: <https://doi.org/10.5281/zenodo.7992117>.

Ethics statement

This study involved the collection of live quagga mussels (*Dreissena rostriformis bugensis* (Andrusov)) from their natural habitat. The research procedures and handling of the mussels were conducted in accordance with the ethical guidelines and regulations governing animal research.

ORCID iDs

Benjamin M Kraemer  <https://orcid.org/0000-0002-3390-9005>

Lyubov E Burlakova  <https://orcid.org/0000-0002-2995-919X>

Linda Haltiner  <https://orcid.org/0000-0001-7681-667X>

Bas W Ibelings  <https://orcid.org/0000-0002-7213-7407>

Alexander Y Karatayev  <https://orcid.org/0000-0002-4432-5232>

Vadim A Karatayev  <https://orcid.org/0000-0001-7112-8069>

Dietmar Straile  <https://orcid.org/0000-0002-7441-8552>

Piet Spaak  <https://orcid.org/0000-0003-0631-373X>

References

- Baer J and Brinker A 2022 Wieviel weniger darf's denn sein? Düstere Zukunftsaussichten für eine der größten Binnenfischereien Europas *Z. Fischerei* **2** 13
- Baer J, Eckmann R, Rösch R, Arlinghaus R and Brinker A 2017 Managing upper lake constance fishery in a multi-sector

- policy landscape: beneficiary and victim of a century of anthropogenic trophic change *Inter-Sectoral Governance of Inland Fisheries. Too Big To Ignore-WorldFish* (St. John's, Newfoundland, Canada) pp 32–47
- Baer J, Spiessl C, Auerswald K, Geist J and Brinker A 2022a Signs of the times: isotopic signature changes in several fish species following invasion of Lake Constance by quagga mussels *J. Gt. Lakes Res.* **48** 746–55
- Baer J, Spiessl C and Brinker A 2022b Size matters? Species- and size-specific fish predation on recently established invasive quagga mussels. *Dreissena rostriformis bugensis* Andrusov 1897 in a large, deep oligotrophic lake *J. Fish Biol.* **100** 1272–82
- Bij de Vaate A, Van der Velde G, Leuven R and Heiler K C 2013 Spread of the quagga mussel (*Dreissena rostriformis bugensis*) in Western Europe *Quagga and Zebra Mussels-Biology, Impacts and Control* 2nd edn (CRC Press) pp 83–92
- Birkett K, Lozano S J and Rudstam L G 2015 Long-term trends in Lake Ontario's benthic macroinvertebrate community from 1994–2008 *Aquat. Ecosyst. Health Manag.* **18** 76–88
- Boltovskoy D, Guiasu R, Burlakova L, Karatayev A, Schlaepfer M A and Correa N 2022 Misleading estimates of economic impacts of biological invasions: including the costs but not the benefits *Ambio* **51** 1786–99
- Burlakova L E, Karatayev A Y, Boltovskoy D and Correa N M 2022 Ecosystem services provided by the exotic bivalves *Dreissena polymorpha*, *D. rostriformis bugensis*, and *Limnoperna fortunei* *Hydrobiologia* **850** 1–44
- Cerwenka A F, Brandner J, Dashinov D and Geist J 2023 Small but mighty: the round goby (*Neogobius melanostomus*) as a model species of biological invasions *Diversity* **15** 528
- Chapra S C, Dove A and Warren G J 2012 Long-term trends of Great Lakes major ion chemistry *J. Gt. Lakes Res.* **38** 550–60
- Chiapella A, Possamai B, Marsden J E, Kainz M J and Stockwell J D 2023 Contrasting energy pathways suggest differing susceptibility of pelagic fishes to an invasive ecosystem engineer in a large lake system *Front. Ecol. Evol.* **10** 1061636
- Chow G C and Lin A 1971 Best linear unbiased interpolation, distribution, and extrapolation of time series by related series *Rev. Econ. Stat.* **53** 372–5
- Cunningham K E and Dunlop E S 2023 Declines in lake whitefish larval densities after dreissenid mussel establishment in Lake Huron *J. Gt. Lakes Res.* **49** 491–505
- Davis C J, Ruhmann E K, Acharya K, Chandra S and Jerde C L 2015 Successful survival, growth, and reproductive potential of quagga mussels in low calcium lake water: is there uncertainty of establishment risk? *PeerJ* **3** e1276
- Deyle E R, Bouffard D, Frossard V, Schwefel R, Melack J and Sugihara G 2022 A hybrid empirical and parametric approach for managing ecosystem complexity: water quality in Lake Geneva under nonstationary futures *Proc. Natl Acad. Sci.* **119** e2102466119
- Dowle M and Srinivasan A 2021 data.table: extension of 'data.frame' (available at: <https://CRAN.R-project.org/package=data.table>)
- Eckmann R, Gerster S and Kraemer A 2006 Yields of European perch from Upper Lake Constance from 1910 to present *Fish. Manage. Ecol.* **13** 381–90
- Elith J, Leathwick J and Hastie T 2008 A working guide to boosted regression trees *J. Animal Ecol.* **77** 802–13
- Francoeur S N, Pillsbury R W and Lowe R L 2015 Benthic algal response to invasive mussels in Saginaw Bay: a comparison of historical and recent data *J. Freshwater Ecol.* **30** 463–77
- Glyshaw P W, Riseng C M, Nalepa T F and Pothoven S A 2015 Temporal trends in condition and reproduction of quagga mussels (*Dreissena rostriformis bugensis*) in southern Lake Michigan *J. Gt. Lakes Res.* **41** 16–26
- Greenwell B, Boehmke B, Cunningham J, Developers G B M and Greenwell M B 2019 Package 'gbm' *R package version 2*
- Haltiner L et al 2022 The distribution and spread of quagga mussels in perialpine lakes north of the Alps *Aquat. Invasions* **17** 153–73
- Hecky R E, Smith R E, Barton D R, Guildford S J, Taylor W D, Charlton M N and Howell T 2004 The nearshore phosphorus shunt: a consequence of ecosystem engineering by dreissenids in the Laurentian Great Lakes *Can. J. Fish. Aquat. Sci.* **61** 1285–93
- Hijmans R J, Phillips S, Leathwick J, Elith J and Hijmans M R J 2017 Package 'dismo' *Circles* vol 9 pp 1–68
- Jane S F, Hansen G J, Kraemer B M, Leavitt P R, Mincer J L, North R L, Pilla R M, Stetler J T, Williamson C E and Woolway R I 2021 Widespread deoxygenation of temperate lakes *Nature* **594** 66–70
- Jaquet J-M, Nirel P and Martignier A 2013 Preliminary investigations on picoplankton-related precipitation of alkaline-earth metal carbonates in meso-oligotrophic lake Geneva (Switzerland) *J. Limnol.* **72** 592–605
- Kalchauer I, Mutzner P and Burkhardt-Holm P 2013 Arrival of round goby *Neogobius melanostomus* (Pallas, 1814) and bighead goby *Ponticola kessleri* (Günther, 1861) in the High Rhine (Switzerland) *BioInvasions Rec.* **2** 79–83
- Karatayev A Y and Burlakova L E 2022a *Dreissena* in the Great Lakes: what have we learned in 30 years of invasion *Hydrobiologia* **1–28**
- Karatayev A Y and Burlakova L E 2022b What we know and don't know about the invasive zebra (*Dreissena polymorpha*) and quagga (*Dreissena rostriformis bugensis*) mussels *Hydrobiologia* **1–74**
- Karatayev A Y, Burlakova L E, Mehler K, Bocaniov S A, Collingsworth P D, Warren G, Kraus R T and Hinchey E K 2018a Biomonitoring using invasive species in a large lake: dreissena distribution maps hypoxic zones *J. Gt. Lakes Res.* **44** 639–49
- Karatayev A Y, Burlakova L E, Mehler K, Elgin A K, Rudstam L G, Watkins J M and Wick M 2022 *Dreissena* in Lake Ontario 30 years post-invasion *J. Gt. Lakes Res.* **48** 264–73
- Karatayev A Y, Burlakova L E, Pennuto C, Ciborowski J, Karatayev V A, Juetter P and Clapsadl M 2014 Twenty five years of changes in *Dreissena* spp. populations in Lake Erie *J. Gt. Lakes Res.* **40** 550–9
- Karatayev A Y, Karatayev V A, Burlakova L E, Mehler K, Rowe M D, Elgin A K and Nalepa T F 2021 Lake morphometry determines *Dreissena* invasion dynamics *Biol. Invasions* **23** 2489–514
- Karatayev A Y, Karatayev V A, Burlakova L E, Rowe M D, Mehler K and Clapsadl M D 2018b Food depletion regulates the demography of invasive dreissenid mussels in a stratified lake *Limnol. Oceanogr.* **63** 2065–79
- Kornis M S, Mercado-Silva N and Vander Zanden M J 2012 Twenty years of invasion: a review of round goby *Neogobius melanostomus* biology, spread and ecological implications *J. Fish Biol.* **80** 235–85
- Kraemer B M et al 2015 Morphometry and average temperature affect lake stratification responses to climate change *Geophys. Res. Lett.* **42** 4981–8
- Kraemer B M et al 2017 Global patterns in lake ecosystem responses to warming based on the temperature dependence of metabolism *Glob. Change Biol.* **23** 1881–90
- Kraemer B M, Kakouei K, Munteanu C, Thayne M W and Adrian R 2022 Worldwide moderate-resolution mapping of lake surface chl-a reveals variable responses to global change (1997–2020) *PLOS Water* **1** e0000051
- Lauber T B, Stedman R C, Connelly N A, Ready R C, Rudstam L G and Poe G L 2020 The effects of aquatic invasive species on recreational fishing participation and value in the Great Lakes: possible future scenarios *J. Gt. Lakes Res.* **46** 656–65
- Lehner B, Messenger M L, Korver M C and Linke S 2022 Global hydro-environmental lake characteristics at high spatial resolution *Sci. Data* **9** 351
- Li J, Ianaiev V, Huff A, Zalusky J, Ozersky T and Katsev S 2021 Benthic invaders control the phosphorus cycle in the world's largest freshwater ecosystem *Proc. Natl Acad. Sci.* **118** e2008223118
- Limburg K E, Luzzadis V A, Ramsey M, Schulz K L and Mayer C M 2010 The good, the bad, and the algae: perceiving ecosystem

- services and disservices generated by zebra and quagga mussels *J. Gt. Lakes Res.* **36** 86–92
- Lin S, Pierson D C, Ladwig R, Kraemer B M and Hu F R S 2023 Multi-model machine learning approach accurately predicts lake dissolved oxygen with meteorological and hydrological input (available at: <https://papers.ssrn.com/abstract=4454256>)
- Madenjian C P, Bunnell D B, Warner D M, Pothoven S A, Fahnenstiel G L, Nalepa T F, Vanderploeg H A, Tsehaye I, Claramunt R M and Clark R D 2015 Changes in the Lake Michigan food web following dreissenid mussel invasions: a synthesis *J. Gt. Lakes Res.* **41** 217–31
- Matthews J, Van der Velde G, Bij de Vaate A, Collas F P, Koopman K R and Leuven R S 2014 Rapid range expansion of the invasive quagga mussel in relation to zebra mussel presence in The Netherlands and Western Europe *Biol. Invasions* **16** 23–42
- Molloy D P, Karatayev A Y, Burlakova L E, Kurandina D P and Laruelle F 1997 Natural enemies of zebra mussels: predators, parasites, and ecological competitors *Rev. Fish. Sci.* **5** 27–97
- Nalepa T F, Burlakova L E, Elgin A K, Karatayev A Y, Lang G A and Mehler K 2020 Abundance and biomass of benthic macroinvertebrates in Lake Michigan in 2015, with a summary of temporal trends
- Nalepa T F, Fanslow D L, Lang G A, Mabrey K and Rowe M (Great Lakes Environmental Research Laboratory) 2014 Lake-wide benthic surveys in Lake Michigan in 1994–95, 2000, 2005, and 2010: abundances of the amphipod *Diporeia* spp. and abundances and biomass of the mussels *Dreissena polymorpha* and *Dreissena rostriformis bugensis* NOAA Institutional Repository (National Oceanic and Atmospheric Administration)
- Nalepa T F, Riseng C M, Elgin A K and Lang G A (Great Lakes Environmental Research Laboratory) 2018 NOAA Institutional Repository (National Oceanic and Atmospheric Administration) (<https://doi.org/10.25923/aeq2-ma69>)
- Peeters F, Straile D, Lorke A and Ollinger D 2007 Turbulent mixing and phytoplankton spring bloom development in a deep lake *Limnol. Oceanogr.* **52** 286–98
- Petrie S A and Knapp R W 1999 Rapid increase and subsequent decline of zebra and quagga mussels in long point Bay, Lake Erie: possible influence of waterfowl predation *J. Gt. Lakes Res.* **25** 772–82
- Pothoven S A and Madenjian C P 2008 Changes in consumption by alewives and lake whitefish after dreissenid mussel invasions in lakes Michigan and Huron *North Am. J. Fish. Manage.* **28** 308–20
- R Core Team 2022 R: a language and environment for statistical computing (R Foundation for Statistical Computing) (available at: www.R-project.org/)
- Rowe M D, Anderson E J, Vanderploeg H A, Pothoven S A, Elgin A K, Wang J and Yousef F 2017 Influence of invasive quagga mussels, phosphorus loads, and climate on spatial and temporal patterns of productivity in Lake Michigan: a biophysical modeling study *Limnol. Oceanogr.* **62** 2629–49
- Rowe M D, Anderson E J, Wang J and Vanderploeg H A 2015 Modeling the effect of invasive quagga mussels on the spring phytoplankton bloom in Lake Michigan *J. Gt. Lakes Res.* **41** 49–65
- Sax D F, Schlaepfer M A and Olden J D 2022 Valuing the contributions of non-native species to people and nature *Trends Ecol. Evol.* **37** 1058–66
- Schlaepfer M A, Sax D F and Olden J D 2011 The potential conservation value of non-native species *Conserv. Biol.* **25** 428–37
- Schwefel R, Gaudard A, Wüest A and Bouffard D 2016 Effects of climate change on deepwater oxygen and winter mixing in a deep lake (Lake Geneva): comparing observational findings and modeling *Water Resour. Res.* **52** 8811–26
- Stabel H H 1986 Calcite precipitation in Lake Constance: chemical equilibrium, sedimentation, and nucleation by algae *Limnol. Oceanogr.* **31** 1081–94
- US EPA 2015 Standard operating procedure for benthic invertebrate laboratory analysis, revision 09, April 2015 (Great Lakes National Program Office, US Environmental Protection Agency)
- Vanderploeg H A, Liebig J R, Nalepa T F, Fahnenstiel G L and Pothoven S A 2010 Dreissena and the disappearance of the spring phytoplankton bloom in Lake Michigan *J. Gt. Lakes Res.* **36** 50–59
- Wacker A and Von Elert E 2003 Settlement pattern of the zebra mussel, *Dreissena polymorpha*, as a function of depth in Lake Constance *Arch. Hydrobiol.* **158** 289–301
- Weyhenmeyer G A et al 2019 Widespread diminishing anthropogenic effects on calcium in freshwaters *Sci. Rep.* **9** 10450
- Wickham H, Chang W and Wickham M H 2016 Package ‘ggplot2’ *Create elegant data visualisations using the grammar of graphics. Version 2* pp 1–189
- Wilson K A, Howell E T and Jackson D A 2006 Replacement of zebra mussels by quagga mussels in the Canadian nearshore of Lake Ontario: the importance of substrate, round goby abundance, and upwelling frequency *J. Gt. Lakes Res.* **32** 11–28
- Wood S and Wood M S 2015 Package ‘mgcv’ *R package version 1* p 729
- Wright R F, Matter A, Schweingruber M and Siegenthaler U 1980 Sedimentation in Lake Biel, an eutrophic, hard-water lake in northwestern Switzerland *Schweiz. Z. Hydrol.* **42** 101–26