

Integrated water resources management and policy integration: Lessons from 169 years of flood policies in Switzerland

Journal Article**Author(s):**

Metz, Florence  Glaus, Anik

Publication date:

2019-06

Permanent link:

<https://doi.org/https://doi.org/10.3929/ethz-b-000354201>

Rights / license:

[Creative Commons Attribution 4.0 International](#)

Originally published in:

Water 11(6), <https://doi.org/10.3390/w11061173>

ARTICLE

Open Access

Giant non-linear susceptibility of hydrogenic donors in silicon and germanium

Nguyen H. Le¹, Grigory V. Lanskiy², Gabriel Aeppli^{3,4,5} and Benedict N. Murnin¹

Abstract

Implicit summation is a technique for the conversion of sums over intermediate states in multiphoton absorption and the high-order susceptibility in hydrogen into simple integrals. Here, we derive the equivalent technique for hydrogenic impurities in multi-valley semiconductors. While the absorption has useful applications, it is primarily a loss process; conversely, the non-linear susceptibility is a crucial parameter for active photonic devices. For Si:P, we predict the hyperpolarizability ranges from $\chi^{(3)}/n_{3D} = 2.9$ to $580 \times 10^{-38} \text{ m}^5/\text{V}^2$ depending on the frequency, even while avoiding resonance. Using samples of a reasonable density, n_{3D} , and thickness, L , to produce third-harmonic generation at 9 THz, a frequency that is difficult to produce with existing solid-state sources, we predict that $\chi^{(3)}$ should exceed that of bulk InSb and $\chi^{(3)}L$ should exceed that of graphene and resonantly enhanced quantum wells.

Introduction

Multiphoton absorption requires a high intensity, and was first observed shortly after the invention of the laser using impurities in solids¹ and alkali vapor². Although multiphoton absorption is useful for metrology and modulators, and can be enhanced where there is near-resonance of an intermediate state as in the case of Rb³, it is essentially a loss process contributing an imaginary part to the non-linear susceptibility. The corresponding real part is responsible for a great variety of wavelength conversion processes such as harmonic generation, first observed in quartz⁴ and later in atomic vapors⁵ including alkalis⁶. THz multiphoton absorption has been shown to be very large in hydrogenic shallow impurities in semiconductors, even without intermediate state resonances⁷, due to the large dielectric screening and low effective mass. Here, we predict giant values for the real part of the THz non-linear susceptibility for doped silicon and

germanium. This finding opens access to novel applications for these materials in THz photonics. For example, tripling the output of a 2–4 THz quantum cascade laser through third-harmonic generation would fill the frequency gap currently only filled by larger, more expensive systems. We show that a good efficiency can be obtained for third-harmonic generation with doped silicon and germanium. Our theory can be readily applied to any donor in any semiconductor host where the effective mass approximation is valid, and our discussion makes it clear that a giant value of $\chi^{(3)}$ is expected for donors with a small binding energy in a host with a large dielectric constant and small effective mass.

The theory developed in this paper is appropriate for frequencies both near to and far from loss-inducing resonances, including the effects of effective mass anisotropy, multi-valley interactions and the central cell correction. The method could easily be applied to other systems with complicated potentials, such as multi-quantum wells. Although this work focuses on perturbative harmonic generation, we anticipate that shallow impurities may also be useful for non-perturbative high-harmonic generation (HHG)^{8,9} taking advantage of the excellent control over the carrier-envelope phase of

Correspondence: Benedict N. Murnin (b.murnin@surrey.ac.uk)

¹Advanced Technology Institute and SEPNet, University of Surrey, Guildford GU2 7XH, UK

²Institute of Monitoring of Climatic and Ecological Systems SB RAS, 10/3 Academical Ave., Tomsk 634055, Russia

Full list of author information is available at the end of the article.

© The Author(s) 2019



Open Access This article is licensed under a Creative Commons Attribution 4.0 International License, which permits use, sharing, adaptation, distribution and reproduction in any medium or format, as long as you give appropriate credit to the original author(s) and the source, provide a link to the Creative Commons license, and indicate if changes were made. The images or other third party material in this article are included in the article's Creative Commons license, unless indicated otherwise in a credit line to the material. If material is not included in the article's Creative Commons license and your intended use is not permitted by statutory regulation or exceeds the permitted use, you will need to obtain permission directly from the copyright holder. To view a copy of this license, visit <http://creativecommons.org/licenses/by/4.0/>.

few-cycle pulses in this THz regime, which can be used to enhance HHG¹⁰.

Results

The implicit summation technique

From Nth-order perturbation theory^{7,11} the N-photon absorption (NPA) transition rate may be written as

$$w^{(N)} = 2\pi \frac{(2\pi\alpha_{fs})^N}{N} |M^{(N)}|^2 \left[\frac{E_H^2}{\epsilon_r^{N/2} I_a^N} \right] \frac{I_m^N \Gamma^{(N)}}{\hbar^2} \quad (1)$$

where $I_a = E_H^2/\hbar a_B^2$, a_B is the Bohr radius, E_H the Hartree energy, and α_{fs} the fine structure constant. $M^{(N)}$ is a dimensionless transition matrix element, and I_m is the intensity of the light in the medium with relative dielectric permittivity ϵ_r . The lineshape function $\Gamma^{(N)}(\omega)$ has unit area. For silicon and germanium donors, the factors inside the bracket are renormalized, and of particular importance here I_a is ten orders of magnitude smaller for silicon than it is for hydrogen. This is apparent from the formulae of the Hartree energy and Bohr radius for donors in these materials:

$E_H = m_t(e^2/4\pi\epsilon_0\epsilon_r\hbar)^2$, and $a_B = 4\pi\epsilon_0\epsilon_r\hbar^2/m_t e^2$, where m_t is the transverse effective mass and ϵ_r the dielectric constant¹². Both germanium and silicon have a small m_t and large ϵ_r , raising the Bohr radius and lowering the binding energy. The wavefunction is therefore significantly larger than that of alkali atoms, leading to an enhanced dipole matrix element and hence a substantially stronger interaction with light.

The details of the spectrum given by Eq. (1) are controlled by $M^{(N)}$, which is influenced in silicon by the indirect valley structure, the anisotropic effective mass, and the donor central cell correction potential. Our main aim here is to calculate these effects. For single-photon absorption ($N = 1$) between states $|\psi_g\rangle$ (the ground state) and $|\psi_e\rangle$ (the excited state), $M^{(1)} = \langle \psi_e | \mathbf{e} \cdot \mathbf{r} | \psi_g \rangle / a_B$, where \mathbf{e} is a unit vector in the polarization direction, and Eq. (1) reduces to Fermi's golden rule. For two-photon absorption,

$$M^{(2)} = \frac{E_H}{\hbar a_B^2} \sum_j \frac{\langle \psi_e | \mathbf{e} \cdot \mathbf{r} | j \rangle \langle j | \mathbf{e} \cdot \mathbf{r} | \psi_g \rangle}{\omega_{jg} - \omega_{eg}/2}$$

in the $\mathbf{E} \cdot \mathbf{r}$ gauge, which may be written as $M^{(2)} = \langle \psi_e | \zeta G_1 \zeta | \psi_g \rangle$ where $\zeta = \mathbf{e} \cdot \mathbf{r} / a_B$,

$$G_n = \frac{E_H}{\hbar} \sum_j \frac{|j\rangle \langle j|}{(\omega_{jg} - n\omega)} \quad (2)$$

and $\omega = \omega_{eg}/N$. The states $|j\rangle$ are intermediate states, and along with $|\psi_e\rangle$ & $|\psi_g\rangle$ they are eigenstates of $H|j\rangle = \hbar\omega_j|j\rangle$, where H is the Hamiltonian in the dark.

For general multiphoton absorption,

$$M^{(N \geq 2)} = \langle \psi_e | \zeta G_{N-1} \zeta \dots \zeta G_2 \zeta G_1 \zeta | \psi_g \rangle \quad (3)$$

The summation in Eq. (2) can be avoided¹¹ by noticing that $(H - W_n)G_n = E_H$, where $W_n = \hbar\omega_g + n\hbar\omega$, and $\omega = \omega_{eg}/N$ as already mentioned, and by using the completeness relation $\sum_j |j\rangle \langle j| = 1$. In other words,

$$G_n = E_H (H - W_n)^{-1} \quad (4)$$

Rewriting Eq. (3), $M^{(N)} = \langle \psi_e | \zeta | \psi_{N-1} \rangle$ where $|\psi_0\rangle = |\psi_g\rangle$ and $|\psi_n\rangle$ is the solution of the partial differential equation (PDE) $G_n^{-1}|\psi_n\rangle = \zeta|\psi_{n-1}\rangle$. Instead of finding $M^{(N)}$ by repeated application of Eq. (2), which requires infinite sums (that might be reduced down to a few terms if there are obvious resonances), we may now use Eq. (4) and the PDE at each stage, which can be simpler.

The Nth-order susceptibility far from any multiphoton resonances may also be calculated using the Nth-order perturbation theory¹³. For example, the ‘‘resonant’’ term in the third-order susceptibility, $\chi^{(3)}(3\omega)$, is

$$\frac{n_{3D} e^4}{\epsilon_0 \hbar^3} \sum_{l,k,j} \frac{\langle \psi_g | \mathbf{e} \cdot \mathbf{r} | l \rangle \langle l | \mathbf{e} \cdot \mathbf{r} | k \rangle \langle k | \mathbf{e} \cdot \mathbf{r} | j \rangle \langle j | \mathbf{e} \cdot \mathbf{r} | \psi_g \rangle}{(\omega_{lg} - 3\omega)(\omega_{kg} - 2\omega)(\omega_{jg} - \omega)}$$

where e is the electron charge, and n_{3D} is the concentration. $\chi^{(3)}$ may be written in a similar form to Eqs (1) and (3), and for N^{th} order,

$$\chi^{(N)} = C^{(N)} \left[\frac{a_B}{I_a^{N/2}} \right] \frac{n_{3D} e^{N+1}}{\hbar^{N/2} \epsilon_0} \quad (5)$$

where $C^{(N)} = \langle \psi_g | \zeta G_{N-1} \dots G_2 \zeta G_1 \zeta | \psi_g \rangle$ is a dimensionless matrix element that may be found in a similar way to $M^{(N)}$, either by repeated application of Eq. (2)—as has been done previously for alkali metal vapors⁶—or by using the implicit summation method of Eq. (4) with the only difference being $\omega \neq \omega_{eg}/N$. The antiresonant terms¹³ and other non-linear processes, such as sum-frequency generation, can be calculated with simple modifications to W_n at each step.

Multi-valley theory for donors in silicon and germanium

In this section, we develop the multi-valley theory for the nonlinear optical processes of donors based on the effective mass approximation (EMA). For simplicity of presentation, we describe the derivation for silicon; the case of germanium is discussed in the Supplementary Materials. It will become apparent that our theory is readily applicable to any donor in any host as long as the EMA is reliable.

To apply the method to donors, we require $|\psi_g\rangle$, $|\psi_e\rangle$, ω_e and $H|\psi_n\rangle$. Silicon and germanium are indirect with equivalent conduction band minima (valleys) near

the Brillouin zone edge; each minimum is characterized by a Fermi surface that is a prolate ellipsoid with transverse & longitudinal effective masses, $m_{\ell,l}$. According to the Kohn-Luttinger effective mass approximation¹⁴, the state $|\psi_j\rangle$ of a shallow donor can be decomposed into slowly varying hydrogenic envelope functions, one for each valley, modulated by plane-wave functions corresponding to the crystal momenta at the minima, \mathbf{k}_μ (and a lattice periodic function that is unimportant here). We write $\psi_j(\mathbf{r}) = \sum_\mu e^{i\mathbf{k}_\mu \cdot \mathbf{r}} F_{j,\mu}(\mathbf{r})$ where $F_{j,\mu}(\mathbf{r})$ is the slowly varying envelope function. We have neglected the lattice periodic part, $u_\mu(\mathbf{r})$, of the Bloch functions for the simplicity of presentation. A rigorous derivation with $u_\mu(\mathbf{r})$ included is provided in the Supplementary Materials, but it does not lead to any change in the final equations for the envelope functions (Eqs (7) and (8) below).

We separate the potential into the slowly varying Coulomb term of the donor $V(\mathbf{r})$, and a rapidly varying term due to the quantum defect that is short range, $U(\mathbf{r})$, referred to as the central cell correction (CCC). Within the EMA, the kinetic energy term in the Hamiltonian operates only on the envelope function, and the EMA Schrodinger equation may be written as

$$\sum_\mu e^{i\mathbf{k}_\mu \cdot \mathbf{r}} [H_0 + U - \hbar\omega_j] F_{j,\mu}(\mathbf{r}) = 0 \quad (6)$$

where H_0 includes the Coulomb potential $V(\mathbf{r})$: $E_H^{-1}H_0 = -\frac{1}{2}a_B^2 \left[\partial_x^2 + \partial_y^2 + \gamma \partial_z^2 \right] - a_B r^{-1}$ using a valley-specific coordinate system (x, y, z) where z is the valley axis, i.e., the valley-frame is rotated relative to the lab-frame of x_1, x_2, x_3). The kinetic energy has cylindrical symmetry because $\gamma = m_\ell/m_l \neq 1$, and $V(\mathbf{r})$ and $U(\mathbf{r})$ are spherical and tetrahedral respectively. H_0 produces wave functions that are approximately hydrogen-like, and $U(\mathbf{r})$ mixes them to produce states that transform as the A_1, E and T_2 components of the T_d point group.

We take $U(\mathbf{r})$ to be very short range, and we neglect the small change in the envelope functions over the short length scale $2\pi/|\mathbf{k}_\mu|$. Premultiplying Eq. (6) by $e^{-i\mathbf{k}_{\mu'} \cdot \mathbf{r}}$ and averaging over a volume $(2\pi/|\mathbf{k}_\mu|)^3$ around \mathbf{r} , the Schrodinger eqn now reads $[H_0 - \hbar\omega_j] F_{j,\mu}(\mathbf{r}) + \sum_{\mu'} U_{\mu\mu'} \delta(\mathbf{r}) F_{j,\mu'}(\mathbf{r}) = 0$, where $\delta(\mathbf{r})$ is the Dirac delta function, and $U_{\mu\mu'} = \int d\mathbf{r} e^{i(\mathbf{k}_\mu - \mathbf{k}_{\mu'}) \cdot \mathbf{r}} U(\mathbf{r})$. For an A_1 state, all the envelope functions have the same amplitude at $\mathbf{r} = 0$, hence, $\sum_{\mu'} U_{\mu\mu'} \delta(\mathbf{r}) F_{j,\mu'}(\mathbf{r}) = -U_{cc} \delta(\mathbf{r}) F_{j,\mu}(\mathbf{r})$, where $U_{cc} = -\sum_{\mu'} U_{\mu\mu'}$. It is found experimentally that for E and T_2 states, the CCC has a rather small effect, and so we neglect it. Since H_0 has cylindrical symmetry, the component of angular momentum about the valley axis is a conserved quantity, i.e., $F_{j,\mu}(\mathbf{r}) = e^{im\phi} f_{j,m,\mu}(r, \theta)$, where m is a good quantum number, and now $f_{j,m,\mu}$ is a 2D function only. Substituting into the Schrodinger eqn, premultiplying by $e^{-im'\phi}$ and finally integrating over ϕ , the

eigenproblems are

$$\begin{aligned} [H_0^{(m)} - U_{cc} \delta(r) - \hbar\omega_j] f_{j,m,\mu}^{(A_1)}(r, \theta) &= 0 \\ [H_0^{(m)} - \hbar\omega_j] f_{j,m,\mu}^{(E,T_2)}(r, \theta) &= 0 \end{aligned} \quad (7)$$

where $H_0^{(m)} = H_0 + E_H a_B^2 m^2 / 2(r \sin \theta)^2$. We solve Eq. (7) using a 2D finite element method (FEM) (see Supplementary Materials).

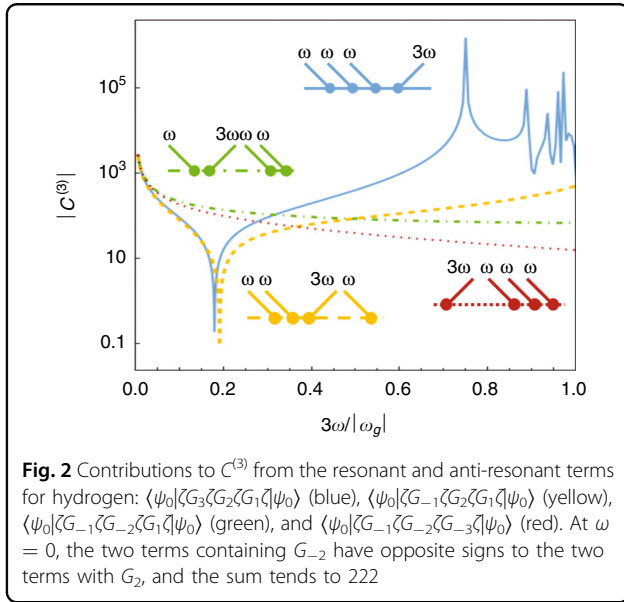
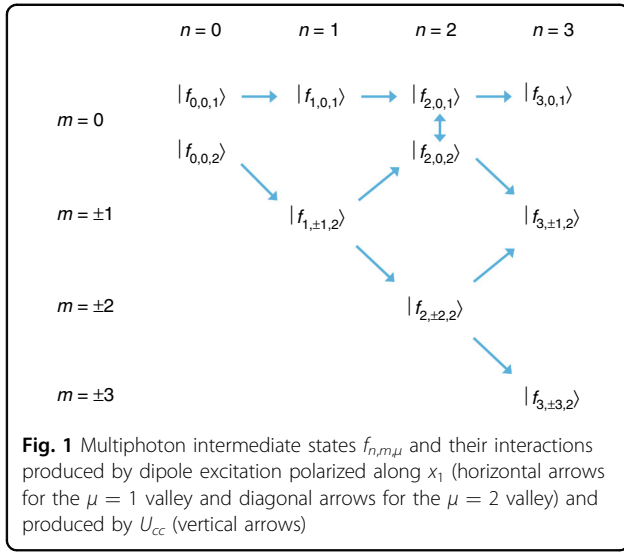
We focus on silicon, in which case the valley index, μ , runs over $(\pm 1, \pm 2, \pm 3)$, where 1, 2, 3 are the three crystal axes, and we let the light be polarized along a crystal axis, x_1 , by way of illustration; the calculation for germanium and other polarization directions is described in the Supplementary Materials. For the $\mu = \pm 1, \pm 2, \pm 3$ valleys, $a_B \zeta_\mu = z, x, y = r \cos \theta, r \sin \theta \cos \phi, r \sin \theta \sin \phi$, respectively, because each has its coordinate rotated so that z is the valley axis. Following the expansion of ψ_j in terms of the $f_{j,m,\mu}$ we write the intermediate state functions as $\psi_n(\mathbf{r}) = \sum_{m,\mu} e^{im\phi} e^{i\mathbf{k}_\mu \cdot \mathbf{r}} f_{n,m,\mu}(r, \theta)$, substitute them into $G_n^{-1} \psi_n = \zeta \psi_{n-1}$, premultiply by $e^{-i\mathbf{k}_\mu \cdot \mathbf{r}}$, average over a volume of $(2\pi/|\mathbf{k}_\mu|)^3$, premultiply by $e^{-im'\phi}$, and finally, integrate over ϕ . Since $f_{0,0,\mu} = f_{g,0,\mu}$ for all μ , we find that $f_{n,m,3} = i^{-m} f_{n,m,2}$ and $f_{n,m,-\mu} = f_{n,m,\mu}$ and

$$\begin{aligned} [H_0^{(m)} - W_n - D] f_{n,m,1} - 2D f_{n,m,2} &= (E_H/a_B) r \cos \theta f_{n-1,m,1} \\ [H_0^{(m)} - W_n - 2D] f_{n,m,2} - D f_{n,m,1} &= (E_H/a_B) r \sin \theta [f_{n-1,m-1,2} + f_{n-1,m+1,2}] / 2 \end{aligned} \quad (8)$$

where $D = U_{cc} \delta(\mathbf{r}) \delta_{m,0} / 3$ and $\delta_{m,0}$ is the Kronecker delta. In the above equations we drop the valley-specific coordinates in $f_{n,m,\mu}$ for notational simplicity, and the coordinates in $H_0^{(m)}$ and the right hand side are understood to belong to the valley of the envelope function that they act on.

It is evident that Eq. (8) are not coupled by U_{cc} when the envelope function is zero at the origin. The ground state $|\psi_0\rangle = |\psi_g\rangle$ has only $m = 0$ components, and it has even parity. Therefore, $|\psi_1\rangle$ has odd parity according to Eq. (8), so the U_{cc} coupling term is suppressed. By the same logic, the U_{cc} coupling is only non-zero for even n and $m = 0$. In the case of $|f_{n,m,1}\rangle$, there is only dipole coupling to the functions with the same m , while for $|f_{n,m,2}\rangle$ the dipole coupling is to states with $\Delta m = \pm 1$. The latter couplings are identical, so $f_{n,-m,\mu} = f_{n,m,\mu}$. Figure 1 shows how the intermediate states are coupled by dipole excitation and the CCC.

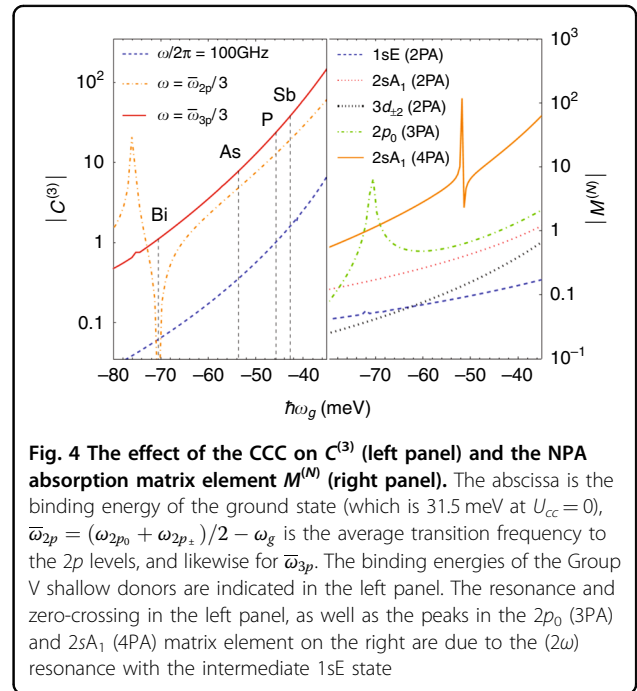
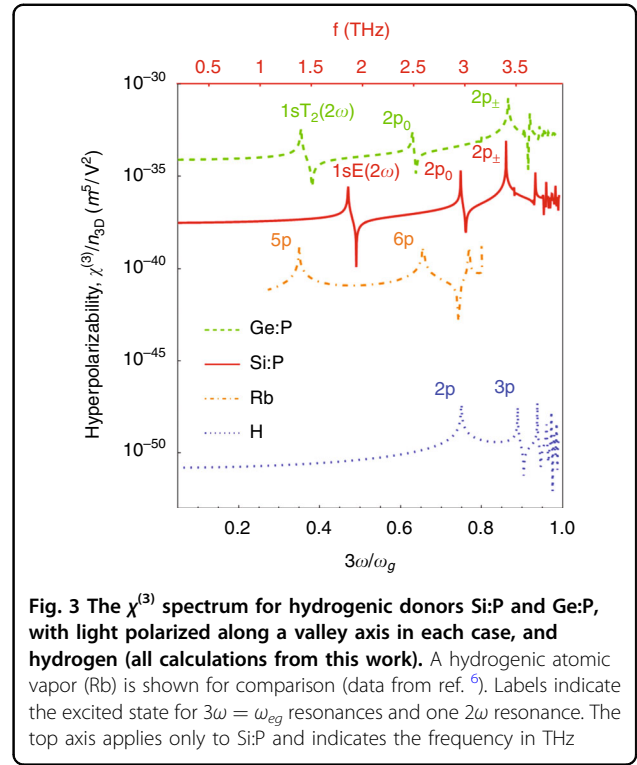
Equation (8) can be solved by sequential application of the 2D FEM¹⁵. To test our numerical calculation we first compute $C^{(3)}$ for hydrogen, and each of the resonant and antiresonant terms is shown in Fig. 2. Their sum is shown in Fig. 3, and we find excellent agreement within 0.2% of the previous result obtained from a Sturmian coulomb Green function in ref. 16.



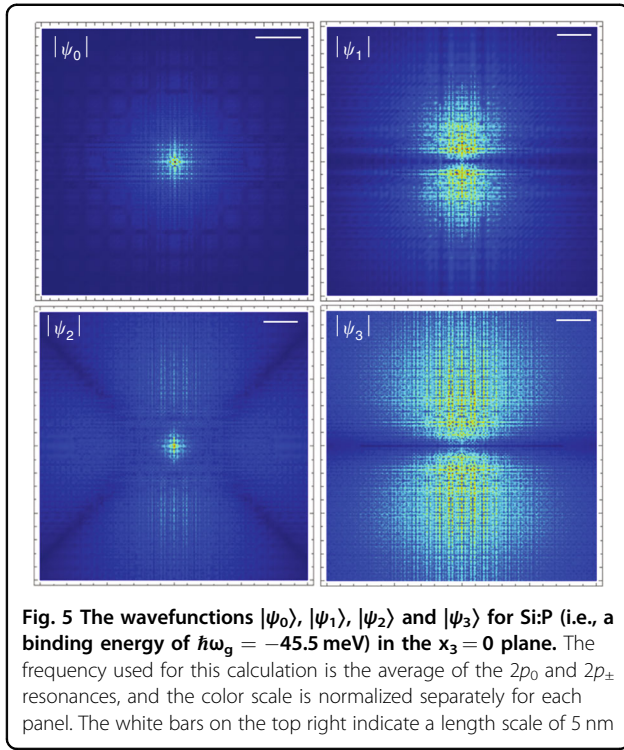
Discussion

Giant third-order nonlinear susceptibility

Since silicon and germanium donors have an isotropic potential in an isotropic dielectric, the lowest-order nonlinear response is determined by $\chi^{(3)}$. The $\chi^{(3)}$ spectrum for each (including the antiresonant terms) is shown in Fig. 3. We took the parameters for silicon obtained from spectroscopic¹⁷ and magneto-optical measurements^{12,18}, which are $\gamma \approx 0.208$, $a_B \approx 3.17$ nm and $E_H \approx 39.9$ meV. The parameters for germanium are $\gamma \approx 0.0513$, $a_B \approx 9.97$ nm and $E_H \approx 9.40$ meV¹⁹. Resonances occur when $3\omega = \omega_{eg}$, labeled according to $|\psi_e\rangle$, and there are also sign-changes at which $|\chi^{(3)}|$ goes to zero. In the range of frequency shown, we also observe a two-photon resonance for $1sA_1 \rightarrow 1sE$, which is an obvious illustration of



the need for a multivalley theory. There is no 3ω resonance with $1sT_2$ within the approximations made above in which there is no intervalley dipole coupling. The effect of U_{cc} on $\chi^{(3)}$ and the NPA matrix element is shown in Fig. 4. The low-frequency response of $C^{(3)}$ is illustrated at



100 GHz. Two higher-frequency curves are included, with both far from 3ω resonances, half way between the $2p_0$ and $2p_{\pm}$ resonances, and between the $3p_0$ and $3p_{\pm}$. We choose these average frequencies since $\chi^{(3)}$ for Si:P varies slowly around them (see Fig. 3) and hence would not be sensitive to small experimental variations in the light frequency. For the $2p$ -average frequency, the 2ω resonance with the 1sE produces a coincidental zero-crossing for Si:Bi. Example results for the intermediate state wave functions produced in the calculation are shown in Fig. 5. The state $|\psi_2\rangle$ is much larger in extent (and in magnitude) than $|\psi_0\rangle$, and the extra node in the radial dependence due to the contribution of $2s$ is visible at about 5 nm. Similarly, the state $|\psi_3\rangle$ is much larger in extent (and in magnitude) than $|\psi_1\rangle$.

The square bracket in Eq. (5) gives the scaling of $\chi^{(N)}$ from hydrogenic atoms in vacuum to hydrogenic impurities in semiconductors, just as that in Eq. (1) does for $w^{(N)}$, and as before, the much smaller I_a greatly increases the strength of the non-linearity. For example, the low-frequency limit of the hyperpolarizability $\chi^{(3)}/n_{3D}$ for Si:P is much larger than that for hydrogen or alkali metal vapors such as Rb⁶, as shown in Fig. 3.

Some of the highest values of $\chi^{(3)}$ have been reported for solids, e.g., $2.8 \times 10^{-15} \text{ m}^2/\text{V}^2$ for InSb²⁰ and $2 \times 10^{-16} \text{ m}^2/\text{V}^2$ for GaTe²¹. To convert the hyperpolarizability to a bulk $\chi^{(3)}$ value requires the concentration. To match InSb with Si:P at low frequency where $C^{(3)} \approx 1$ (Fig. 4) (and $\chi^{(3)}/$

$n_{3D} = 2.9 \times 10^{-38} \text{ m}^5/\text{V}^2$) requires a donor density of $n_{3D} = 10^{17} \text{ cm}^{-3}$ (where the donor–donor distance is $10a_B$). At high frequency, the hyperpolarizability is much higher, but the density should be lower to avoid inhomogeneous concentration broadening of the nearby excited levels. For example, $C^{(3)} \approx 20$ between the $2p_0$ and $2p_{\pm}$ resonances at $\omega = \bar{\omega}_{2p}/3 = 2\pi \times 3.2 \text{ THz}$ (Fig. 4), and we match InSb at a density of $n_{3D} = 5 \times 10^{15} \text{ cm}^{-3}$ at which concentration the $2p$ lines are well resolved²². If 3ω is moved even closer to the $2p_{\pm}$ resonance (or if the resonance is tuned with a magnetic field¹⁸), then $\chi^{(3)}$ could easily exceed InSb. Losses due to dephasing by phonon scattering may become important if the time spent in the intermediate states exceeds the phonon lifetime. Since the inverse of the former is given approximately by the detuning ($\Delta/\Delta t \geq 1/2\pi$) and the inverse phonon-limited width ($1/\pi T_2 = 1 \text{ GHz}$ ^{23,24}), then this loss is negligible for much of the spectrum. At 50 GHz below the $2p_{\pm}$ line so that such losses may be ignored, $C^{(3)} \approx 200$, and $\chi^{(3)}$ is an order of magnitude above InSb.

We are not aware of any larger values for bulk media, but higher “bulk” values have been reported for 2D systems such as graphene and MoS₂ for which $\chi^{(3)}L$ data are divided by an interaction thickness L to obtain $\chi^{(3)}$; in particular, reports for graphene range from 10^{-19} ^{25,26} to $10^{-15} \text{ m}^2/\text{V}^2$ ²⁷ for near-IR excitation and up to $10^{-10} \text{ m}^2/\text{V}^2$ in the THz region under resonant enhancement by Landau levels in a magnetic field²⁸. A recent experiment with single-layer graphene at room temperature reports a remarkably high value of $1.7 \times 10^{-9} \text{ m}^2/\text{V}^2$ for the THz third-order nonlinear susceptibility²⁹. In the case of coupled quantum wells (QW), large values of $\chi^{(3)}$ may be engineered through resonances, as demonstrated up to $10^{-14} \text{ m}^2/\text{V}^2$ ³⁰. However, since the non-linear effect is limited by the interaction length, the 2D $\chi^{(3)}L$ is probably a better figure of merit in these cases. For THz field-enhanced graphene with 50 layers, $\chi^{(3)}L = 9 \times 10^{-20} \text{ m}^3/\text{V}^2$ ²⁸, and for single-layer graphene $\chi^{(3)}L = 5.1 \times 10^{-19} \text{ m}^3/\text{V}^2$ ²⁹, or $\chi^{(3)}L = 1.4 \times 10^{-18} \text{ m}^3/\text{V}^2$ for resonant coupled QWs³⁰. Even higher values are predicted for doped QWs up to $\chi^{(3)}L = 5 \times 10^{-17} \text{ m}^3/\text{V}^2$ ³¹. To match this value with Si:P at $\omega = \bar{\omega}_{2p}/3 = 2\pi \times 3.2 \text{ THz}$ and $n_{3D} = 5 \times 10^{15} \text{ cm}^{-3}$ (see above) would require a sample thickness of $L = 2 \text{ cm}$. Obviously, the required thickness can be significantly reduced when close to resonance, or for germanium.

Efficient third-harmonic generation

The non-linear susceptibility is important for predicting the strength of frequency conversion processes such as third-harmonic generation (3HG), and we use this as an example application to investigate the utility of the medium. A solution for the amplitude of the generated wave produced by 3HG, neglecting absorption, is given by³².

Converting to irradiance in MKS units,

$$\frac{I_{out}}{I_{in}} = \left(\frac{3\omega_{in}\chi^{(3)}LI_{in}}{4\epsilon_0 n^2 c^2} \right)^2 = \left(\frac{I_{in}f_{in}n_{2D}}{x} C^{(3)} \right)^2 \quad (9)$$

where I_{in} is the irradiance of the input pump wave at frequency f_{in} , and n is the geometric mean of the refractive indexes for the input and output waves, and $n_{2D} = n_{3D}L$. Note that the isotropy mentioned earlier means that the polarization of the input and output waves must be parallel. We ignored a factor for the phase matching, which is unity if the length of the sample $L \ll L_c$, where the coherence length $L_c = \pi c / (3\omega_{in}[n_{out} - n_{in}])$. Si:P at room temperature has a nearly constant $n = 3.4153$ in the range from 1 THz to 12 THz³³, leading to typical values of $L_c \approx 10$ cm. The factor $x = 6.9 \times 10^{23} \text{ W/cm}^2 \times \text{THz} \times \text{cm}^{-2}$ for silicon. For comparison, germanium has $x = 9.2 \times 10^{19} \text{ W/cm}^2 \times \text{THz} \times \text{cm}^{-2}$.

To illustrate the possible applications of this high $\chi^{(N)}$, we note that two types of THz diode lasers are available, the quantum cascade laser (QCL) from 0.74 THz³⁴ to 5.4 THz³⁵ with output powers of up to a few W^{36,37}, and the hot hole (p-Ge) laser^{38,39} with a similar range and power. However, there is a large gap in the availability of solid-state sources from about 5 THz to about 12 THz⁴⁰, where the GaAs Reststrahlen band renders laser operation impossible. This is an important region for quantum qubit applications^{41–44}. Currently, the gap is only filled by larger, more expensive systems (difference frequency generators and free electron lasers). Tripling the output of 2–4 THz QCLs would fill the gap, but their output powers are far smaller than those typical for a pump laser in standard tripling applications, so a giant non-linearity is critical. At $\omega = \bar{\omega}_{2p}/3 = 2\pi \times 3.2 \text{ THz}$, $C^{(3)} \approx 20$, so for $n_{2D} = 10^{16} \text{ cm}^{-2}$ (see above), a 1% predicted conversion may be obtained with 100 kW/cm^2 , and by moving to 50 GHz below the $2p_{\pm}$ resonance this value could be brought down to 10 kW/cm^2 , which is just about achievable with a well focussed QCL, and would thus provide enough output for spectroscopy applications. A nonlinear process that may possibly reduce the 3HG efficiency is multiphoton ionization⁴⁵ since it reduces the population of the donors in the ground state. When $\omega = \bar{\omega}_{2p}/3$, for example, a four-photon absorption takes the electron to the continuum. We estimate this ionization in Si:P using the implicit summation method and find that the rate is $w = 3.17 \text{ s}^{-1}$ for $I_{in} = 10 \text{ kW/cm}^2$. This result simply means that the pulses must be kept significantly shorter than a second to avoid significant ionization.

In summary, we calculated the absolute values of the THz non-linear coefficients for the most common semiconductor materials, lightly doped silicon and germanium, which are available in the largest, purest and most

regular single crystals known. The values we obtain for off-resonance rival the highest values obtained in any other material even when resonantly enhanced, and the material could gain new applications in THz photonics. We also predict the highly efficient third-harmonic generation of THz light in doped silicon and germanium. Our multi-valley theory for nonlinear optical processes of donors in silicon and germanium can be readily applied to any donor in any semiconductor host in which the effective mass approximation is reliable.

Materials and methods

Details of the finite element computation used for solving the coupled partial differential equations (Eq. (8)) are provided in the Supplementary Material.

Acknowledgements

We acknowledge financial support from the UK Engineering and Physical Sciences Research Council [ADDRFSS, Grant No. EP/M009564/1] and EPSRC strategic equipment grant no. EP/L02263X/1.

Author details

¹Advanced Technology Institute and SEPNet, University of Surrey, Guildford GU2 7XH, UK. ²Institute of Monitoring of Climatic and Ecological Systems SB RAS, 10/3 Academical Ave., Tomsk 634055, Russia. ³Laboratory for Solid State Physics, ETH Zurich, Zurich CH-8093, Switzerland. ⁴Institut de Physique, EPF Lausanne, Lausanne CH-1015, Switzerland. ⁵Paul Scherrer Institut, Villigen, PSI CH-5232, Switzerland

Author contributions

N.H. Le and B.N. Murdin worked on the multivalley theory and the finite element calculation of the third-order susceptibility. B.N. Murdin and G.V. Lanski calculated the third-harmonic generation efficiency. B.N. Murdin, N.H. Le and G. Aeppli wrote the manuscript. All authors contributed to the discussion of the results.

Data availability

Data for Nguyen Le et al. Giant non-linear susceptibility of hydrogenic donors in silicon and germanium, <https://doi.org/10.5281/zenodo.3269481>. The data underlying this work is available without restriction.

Conflict of interest

The authors declare that they have no conflict of interest.

Supplementary information is available for this paper at <https://doi.org/10.1038/s41377-019-0174-6>.

Received: 31 January 2019 Revised: 14 May 2019 Accepted: 17 June 2019
Published online: 10 July 2019

References

- Kaiser, W. & Garrett, C. G. B. Two-photon excitation in CaF₂: Eu²⁺. *Phys. Rev. Lett.* **7**, 229–231 (1961).
- Abella, I. D. Optical double-photon absorption in cesium vapor. *Phys. Rev. Lett.* **9**, 453–455 (1962).
- Saha, K. et al. Enhanced two-photon absorption in a hollow-core photonic-band-gap fiber. *Phys. Rev. A* **83**, 033833 (2011).
- Franken, P. A. et al. Generation of optical harmonics. *Phys. Rev. Lett.* **7**, 118–119 (1961).
- Ward, J. F. & New, G. H. C. Optical third harmonic generation in gases by a focused laser beam. *Phys. Rev.* **185**, 57–72 (1969).
- Miles, R. & Harris, S. Optical third-harmonic generation in alkali metal vapors. *IEEE J. Quantum Electron.* **9**, 470–484 (1973).

7. Van Loon, M. A. W. et al. Giant multiphoton absorption for THz resonances in silicon hydrogenic donors. *Nat. Photonics* **12**, 179–184 (2018).
8. Vampa, G. et al. Theoretical analysis of high-harmonic generation in solids. *Phys. Rev. Lett.* **113**, 073901 (2014).
9. Beaulieu, S. et al. Role of excited states in high-order harmonic generation. *Phys. Rev. Lett.* **117**, 203001 (2016).
10. Haworth, C. A. et al. Half-cycle cutoffs in harmonic spectra and robust carrier-envelope phase retrieval. *Nat. Phys.* **3**, 52–57 (2007).
11. Gontier, Y. & Trahin, M. On the multiphoton absorption in atomic hydrogen. *Phys. Lett. A* **36**, 463–464 (1971).
12. Li, J. et al. Radii of Rydberg states of isolated silicon donors. *Phys. Rev. B* **98**, 085423 (2018).
13. Boyd, R. W. *Nonlinear Optics*. 3rd edn, 640. Academic Press, New York (2008).
14. Kohn, W. & Luttinger, J. M. Theory of donor states in silicon. *Phys. Rev.* **98**, 915–922 (1955).
15. The Mathematica FEM code used in this paper is available at, <https://github.com/lehnqt/chi3.git>.
16. Mizuno, J. Use of the sturmian function for the calculation of the third harmonic generation coefficient of the hydrogen atom. *J. Phys. B: At. Mol. Phys.* **5**, 1149–1154 (1972).
17. Ramdas, A. K. & Rodriguez, S. Review article: spectroscopy of the solid-state analogues of the hydrogen atom: donors and acceptors in semiconductors. *Rep. Prog. Phys.* **44**, 1297–1387 (1981).
18. Murdin, B. N. et al. SiP as a laboratory analogue for hydrogen on high magnetic field white dwarf stars. *Nat. Commun.* **4**, 1469 (2013).
19. Faulkner, R. A. Higher donor excited states for prolate-spheroid conduction bands: a reevaluation of silicon and germanium. *Phys. Rev.* **184**, 713–721 (1969).
20. Yuen, S. Y. & Wolff, P. A. Difference-frequency variation of the free-carrier-induced, third-order nonlinear susceptibility in n-InSb. *Appl. Phys. Lett.* **40**, 457–459 (1982).
21. Susoma, J. et al. Second and third harmonic generation in few-layer gallium telluride characterized by multiphoton microscopy. *Appl. Phys. Lett.* **108**, 073103 (2016).
22. Thomas, G. A. et al. Optical study of interacting donors in semiconductors. *Phys. Rev. B* **23**, 5472–5494 (1981).
23. Steger, M. et al. Shallow impurity absorption spectroscopy in isotopically enriched silicon. *Phys. Rev. B* **79**, 205210 (2009).
24. Greenland, P. T. et al. Coherent control of Rydberg states in silicon. *Nature* **465**, 1057–1061 (2010).
25. Woodward, R. I. et al. Characterization of the second- and third-order nonlinear optical susceptibilities of monolayer MoS₂ using multiphoton microscopy. *2D Mater.* **4**, 11006 (2017).
26. Karvonen, L. et al. Rapid visualization of grain boundaries in monolayer MoS₂ by multiphoton microscopy. *Nat. Commun.* **8**, 15714 (2017).
27. Säynätjoki, A. et al. Rapid large-area multiphoton microscopy for characterization of graphene. *ACS Nano* **7**, 8441–8446 (2013).
28. König-Otto, J. C. et al. Four-wave mixing in landau-quantized graphene. *Nano Lett.* **17**, 2184–2188 (2017).
29. Hafez, H. A. et al. Extremely efficient terahertz high-harmonic generation in graphene by hot Dirac fermions. *Nature* **561**, 507–511 (2018).
30. Sirtori, C. et al. Giant, triply resonant, third-order nonlinear susceptibility $\chi_{3\omega}^{(3)}$ in coupled quantum wells. *Phys. Rev. Lett.* **68**, 1010–1013 (1992).
31. Yildirim, H. & Aslan, B. Donor-related third-order optical nonlinearities in GaAs/AlGaAs quantum wells at the THz region. *Semicond. Sci. Technol.* **26**, 085017 (2011).
32. Shen, Y. R. *The Principles of Nonlinear Optics*. 3rd edn, 576. Wiley-Interscience, New York, 2002.
33. Chick, S. et al. Metrology of complex refractive index for solids in the terahertz regime using frequency domain spectroscopy. *Metrologia* **55**, 771 (2018).
34. Scalari, G. et al. Magnetically assisted quantum cascade laser emitting from 740GHz to 1.4THz. *Appl. Phys. Lett.* **97**, 081110 (2010).
35. Wienold, M. et al. Frequency dependence of the maximum operating temperature for quantum-cascade lasers up to 5.4 THz. *Appl. Phys. Lett.* **107**, 202101 (2015).
36. Li, L. et al. Terahertz quantum cascade lasers with >1 W output powers. *Electron. Lett.* **50**, 4309 (2014).
37. Li, L. H. et al. Multi-Watt high-power THz frequency quantum cascade lasers. *Electron. Lett.* **53**, 799 (2017).
38. Pfeffer, P. et al. p-type Ge cyclotron-resonance laser: Theory and experiment. *Phys. Rev. B* **47**, 4522–4531 (1993).
39. Hübers, H. W., Pavlov, S. G. & Shastin, V. N. Terahertz lasers based on germanium and silicon. *Semicond. Sci. Technol.* **20**, S211–S221 (2005).
40. Ohtani, K., Beck, M. & Faist, J. Double metal waveguide InGaAs/AlInAs quantum cascade lasers emitting at 24 μm . *Appl. Phys. Lett.* **105**, 121115 (2014).
41. Saeedi, K. et al. Optical pumping and readout of bismuth hyperfine states in silicon for atomic clock applications. *Sci. Rep.* **5**, 10493 (2015).
42. Litvinenko, K. L. et al. Coherent creation and destruction of orbital wavepackets in Si:P with electrical and optical read-out. *Nat. Commun.* **6**, 6549 (2015).
43. Chick, S. et al. Coherent superpositions of three states for phosphorous donors in silicon prepared using THz radiation. *Nat. Commun.* **8**, 16038 (2017).
44. Stoneham, A. M. et al. Letter to the editor: optically driven silicon-based quantum gates with potential for high-temperature operation. *J. Phys.: Condens. Matter* **15**, L447–L451 (2003).
45. Bebb, H. B. & Gold, A. Multiphoton ionization of hydrogen and rare-gas atoms. *Phys. Rev.* **143**, 1–24 (1966).