

Material Diets for Climate-Neutral Construction

Journal Article**Author(s):**

Carcassi, Olga Beatrice; Habert, Guillaume; Malighetti, Laura Elisabetta; [Pittau, Francesco](#) 

Publication date:

2022-04-19

Permanent link:

<https://doi.org/https://doi.org/10.3929/ethz-b-000540913>

Rights / license:

[Creative Commons Attribution 4.0 International](#)

Originally published in:

Environmental Science & Technology 56(8), <https://doi.org/10.1021/acs.est.1c05895>

Material Diets for Climate-Neutral Construction

Olga Beatrice Carcassi,* Guillaume Habert, Laura Elisabetta Malighetti, and Francesco Pittau



Cite This: <https://doi.org/10.1021/acs.est.1c05895>



Read Online

ACCESS |



Metrics & More



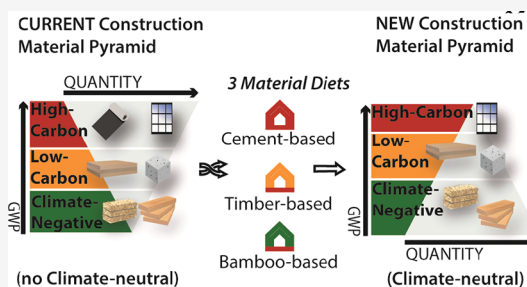
Article Recommendations



Supporting Information

ABSTRACT: The climate crisis is urging us to act fast. Buildings are a key leverage point in reducing greenhouse gas (GHG) emissions, but the embodied emissions related to their construction often remain the hidden challenge of any ambitious policy. Therefore, in this paper, we explored material GHG neutralization where herbaceous biobased insulation materials with negative net-global warming potentials (GWPs) were used to compensate for building elements that necessarily release GHGs. Different material diets, as well as different building typologies, were modeled to assess the consequences in terms of biobased insulation requirements to reach climate neutrality. Our results show that climate-neutral construction can be built with sufficient energy performance to fulfill current standards and with building component thicknesses within a range of 1.05–0.58 m when timber- and bamboo-based construction is chosen. Concrete-based ones require insulation sizes that are too large and heavy to be supported by the dimensioned structures or accepted by urban regulations. Moreover, a time horizon of 20 years is more appropriate for assessing the contribution of material shifts to biobased materials in the transition period before 2050. This paper demonstrates that this is technically feasible and that climate neutrality in the construction sector just depends on the future that we choose.

KEYWORDS: climate-neutral construction, embodied GHG, fast-growing biobased material, GWP_{biow} , material GHG compensation



1. INTRODUCTION

The climate crisis is prompting an intensive examination into the reduction of anthropogenic greenhouse gas (GHG) emissions.¹ Because the latest IPCC report highlighted that limiting warming to close to 1.5 °C or even 2 °C will be beyond reach without immediate, rapid, and large-scale reductions in GHG emissions,² the question of budgets and orientations for future industries has become more stringent.³ The new Green Deal in the EU⁴ and many national climate-neutral initiatives have been engaged.^{5,6} Although current efforts are still clearly not in line with planetary boundaries,¹ the objective of a net-zero emission target by mid-century is an accepted goal.

Buildings are clearly identified by policy makers as a key leverage point to reduce GHG emissions.⁷ Current research has traditionally focused on the use-phase emissions of buildings (called operational GHG emissions),^{8,9} while neglecting the emissions arising from the manufacturing and processing of building materials (called embodied GHG emissions).^{10,11} However, the embodied GHG emissions of energy-efficient buildings are approximately responsible for 45–50% of the total GHG emissions when a full life cycle is considered, unlike 20–25% of buildings that follow the current energy performance regulations.^{12,13} Evidently, a compromise between embodied and operational emissions exists.¹⁴ Nonetheless, when normalizing for the building service life and transforming the values to the combined sum of embodied and operational GHG emissions throughout the years of the life

cycle,¹² the operational emissions can be cut with the energy transition toward low-carbon alternatives and virtuous user behavior.¹¹ In addition, the production and construction emissions are actuated in the early building life-cycle stage according to today's energy mix and material production technologies without the possibility of being diminished.^{11,15,16} In fact, embodied emissions are manifested as a “carbon spike”, that is, a consistent amount of emissions occurring now in a short span of time,^{17,18} with the risk of consuming the remaining GHG budget that should be employed to manufacture low-carbon energy production plants and meet the climate neutrality target for 2050.^{19,20}

1.1. Existing Climate-Neutral Strategies for Construction. Strategies for mitigating embodied construction emissions currently focus on the reduction of building construction and demolition waste,²¹ on the enhancement of material efficiency⁹ or by choosing alternative materials characterized by lower embodied emissions.²² Although these strategies could reduce the emissions for construction by 50%, they cannot stop releasing GHGs and, as a consequence, reach “absolute zero” emissions.²³ For example, most buildings

Received: September 3, 2021

Revised: March 22, 2022

Accepted: March 23, 2022

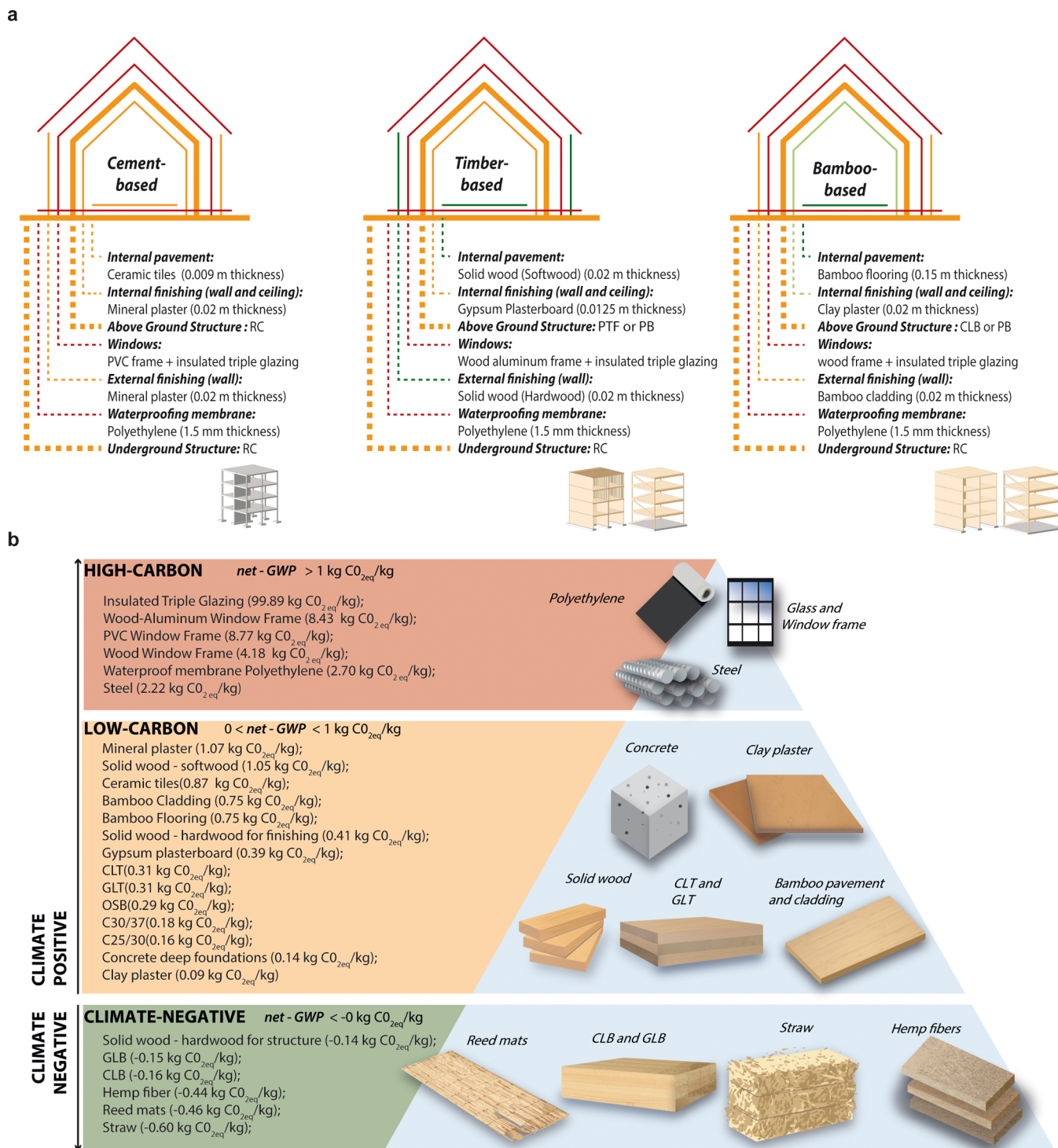


Figure 1. (a) Material diets. From left: Concrete-based, timber-based, and bamboo-based material diets. (b) Material classification according to the net-GWP value that divides them into climate-positive (high-carbon and low-carbon) or climate-negative materials (see Paragraph S2.3).

require cement for concrete foundations or structures, and complete decarbonization is not possible due to energy-intensive manufacturing processes and emissions related to calcination reactions.^{24–26} New frontiers for carbon-neutral concrete solutions have been explored^{27,28} but cannot cope with the scale of the construction boom due to future urbanization²⁹ and the pace of decarbonization required to stay within planetary boundaries.³⁰

Unlike absolute zero emissions, “net zero” implies the possibility of offsetting the remaining GHG emissions with carbon dioxide removal or “negative emission” strategies.³¹ Biobased materials fall into this category, as they are able to remove carbon dioxide through photosynthesis with the growth or regrowth of the plant once the biomass is harvested.^{32,33} Accordingly, the replacement of concrete by timber in construction is an interesting option, as it simultaneously reduces the emissions coming from concrete

production and allows for the storage of carbon in the building stock. Buildings can then be considered a global carbon sink,³³ but the question of resource availability limits the extent of a full transition from concrete to timber for structural materials.³⁴ Depending on the local conditions, economic constraints, and resource availability, timber cannot be imposed everywhere in the world without the risk of reducing carbon sinks from forests, as has been recently observed in Europe.³⁵ In the Global South, bamboo is a promising solution to avoid massive deforestation of tropical forests.^{35,36} Additionally, recent studies have demonstrated the efficiency of substituting GHG-intensive materials with fast-growing or herbaceous biobased materials, for example, bamboo and straw, due to their carbon removal potential and reduced life-cycle emissions.³² The advantage of choosing these biomasses instead of woody ones is that they exhibit a shorter rotation period of regrowth (approximately 1 year), hence a higher yield,³⁴ and they are usually byproducts of croplands that can be transformed into high-value applications,³⁷ which avoids land use competition between buildings and food production. Nonetheless, in the literature, there is no consensus on how to model biogenic carbon released and reabsorbed during the biobased material life cycle.³⁸ The established approaches can be summarized as static 0/0 or +1/−1^{39,40} and dynamic,^{41,42} with carbon uptake before or after construction, which is able to include the impact of timing of the carbon emissions and the influence of the rotation period related to the biomass growth.⁴³ Moreover, Guest and coauthors⁴⁴ proposed an index, the biogenic global warming potential index ($GWP_{\text{bio index}}$), which is able to directly compute the carbon dioxide regeneration with the biogenic CO₂ pulse emissions. Indeed, this index is capable to consider the storage period of harvested biomass with different rotation periods in the anthroposphere as a negative value to be considered at the beginning of a standard life cycle assessment (LCA), both for a 100 or 500-year time horizon, in a semistatic way. Among them, the dynamic one is able to include the impact of the timing of the carbon emissions and the influence of the rotation period related to the biomass growth.⁴³ The benefit of using a dynamic approach can also be appreciated in solving the inconsistency of different time frames observed with traditional LCA when replacing building assemblies and components during building service life.¹² Only when considering these dynamics can the potential of achieving climate neutrality be estimated, and stakeholders can be assisted in defining optimized material selection strategies.

Unfortunately, not all construction materials can be replaced with herbaceous materials, and a compromise between GHG emissions and biobased materials should be made. In fact, by leveraging their negative biogenic GWP, this research proposes a new way of approaching the design of climate-neutral construction by quantifying herbaceous biomass, or climate-negative materials, needed to bring to net-zero the total embodied emissions of emitting, or climate-positive, materials. While looking for analogies with other human activities,⁴⁵ we would like to position the debate in this current paper on the appropriate material diet required to build climate-neutral construction. Under this innovative vision, the thickness of insulation was designed for climate neutrality rather than for energy efficiency, as it is clear that, under the current energy transition goal, the net-zero emissions embedded in materials have to be the primary objective to pursue.⁴⁶

2. MATERIALS AND METHODS

2.1. Climate Neutrality at the Construction Scale Using Climate-Negative Materials. In this paper, the dynamic LCA approach was used to consider the time dependence of biogenic carbon and of building element replacement. We assessed three different material diets by decomposing the building into six construction elements that play a major role in building embodied emissions,⁴⁷ namely, aboveground and underground structures, windows, waterproofing membranes, finishing—divided into internal pavement, walls, ceilings, and exterior walls—and insulation. By mixing more conventional, for example, concrete, and unconventional, for example, bamboo, ingredients as building materials, we designed different material diets to achieve climate neutrality. The material diets were defined according to the gradual use of herbaceous materials, from the insulation up to the structural level: cement-based, timber-based, and bamboo-based (Figure 1a). Each material is classified as climate-positive or climate-negative (Figure 1b) according to its carbon release and removal potential. More precisely, the materials used were divided into three main categories (i) high-carbon, (ii) low-carbon, and (iii) climate-negative materials, according to their resulting net-GWP value. The net-GWP is the sum of the GWP at a 100-year index of each material and the CO_{2eq} removal of biobased materials calculated according to the accounting approach proposed in Paragraph 2.3. The concrete-based diets with concrete structures represent the reference to the “business as usual”, as concrete will remain the reference material for a majority of construction.⁴⁸ For all diets, the insulation materials were herbaceous ones, in particular, reed mats, straw, and hemp fibers with different carbon removal capacities. The replacement of building elements was considered. In particular, the building service life was assumed to be 60 years.⁴⁹ The service life of the structural elements corresponds to that of the building, that is, 60 years, together with the waterproof membrane in polyethylene.¹⁴ All finishing, window and window frames have a service life of 30 years.⁵⁰ Regarding the biobased insulation, 60 years were chosen as suggested by Göswein et al. 2021⁵¹ (see Paragraph 1.4 in the [Supporting Information](#)).

The essential information of the materials used in the project are collected in Table S4 in the [Supporting Information](#). The λ -values were noted only for finishing and insulation materials because they were useful in evaluating the thermal performance of the external envelope, while the rest of the data were used to evaluate the net-GWP for each material.

To test climate neutrality, we focused on new residential building typologies in the European context because the European Union aims to become the first climate-neutral continent by 2050 with the “Green Deal for Europe” in line with the Paris Agreement.⁴ However, the building decomposition used, with insulation designed to compensate emissions and not to fulfil the energy requirements of building codes, makes these building typologies much more appropriate to a wider context than Europe. In particular, we utilized the four typical building typologies (BT), namely, single-family house (SFH), terraced house (TH), multifamily house (MFH), and apartment block (AB) to create the geometrical reference buildings from the Tabula/Episcope database.⁵² We reported the results only for the statistically significant values of these data sets, which are the low whisker (0th quartile), up

whisker (4th quartile), and median (2nd quartile) (see Figure S11, Table S11, and Paragraph 1.1 in Extended Methods in the Supporting Information), to obtain three geometrical configurations that would represent the whole data set. For these geometrical configurations, a parametric model was set up to quantify the structural mass incidence per gross floor area of a given structure over the total number of stories of the building. Consequently, we computed the material quantity ($\text{kg}/\text{m}_{\text{RES}}^2$) and the related GHG emissions ($\text{kg CO}_{2\text{eq}}/\text{kg}$) to calibrate the climate neutrality for the three diets. The herbaceous material quantity corresponds to a specific insulation thickness whose architectural and structural feasibility is assessed to respond to the maximal linear loads allowed according to the structural preliminary dimensioning (see Supporting Information Paragraph 1.2.4) and passive house requirements for the operational energy targets.⁵³ Finally, the 100-year time horizon global warming potentials (GWP_{100}) and the 20-year time horizon global warming potentials (GWP_{20}) for each BT and material diet are compared for evaluation, as a long-term horizon may hide the contribution of material shifts to biobased diets to reach climate neutrality by 2050 (see Supporting Information Paragraph 3). All data were normalized according to the reference energy surface (RES).

2.2. Structural Mass Incidence. To define the carbon footprint of the different structural systems, a parametric model was set up in MATLAB⁵⁴ (see Supporting Information Annex A for the script and Supporting Information Paragraph 1.2 for extended methods) to quantify the material incidence per gross floor area of a given structure over the total number of stories of the building. Reinforced concrete as well as timber and engineered laminated bamboo were chosen for the abovementioned ground structures, while the foundation was made with reinforced concrete and eventually deep foundation out of steel when needed. Moreover, four different structural configurations were defined (see Figure S2 in the Supporting Information). A reinforced concrete (RC) structural scheme was designed for concrete-based diets as in situ cast concrete columns and walls supporting a reinforced concrete plate. The structural scheme for timber-based diets represents a platform timber frame (PTF) system composed of walls with offsite assembled load-bearing elements (massive sawn timber and OSB panels) and beams in solid wood. Engineered cross-laminated bamboo (CLB) was used for the bamboo-based structural scheme, which was modeled as load-bearing walls and floor panels. Finally, a post and beam (PB) frame structure with diagonal bracing and floor panels was specifically designed for high-rise structures for both timber- and bamboo-based buildings with more than 10 stories. All values were finally normalized according to the gross floor area of the module to obtain normalized values and were applied to the different building typologies according to the diets and building height (see Figures S4–S8 in the Supporting Information).

2.3. Net-GWP Calculation and Climate-Neutral Construction Assessment. To quantify total $\text{CO}_{2\text{eq}}$ emissions, we performed a dynamic LCA for all construction materials. In particular, when the materials are produced at year 1, the dynamic method can be simplified with tabulated values of the GWP as defined by the IPCC 2013 method ($\text{GWP}_{100,\text{IPCC}}$), and Guest and co-authors simplified semistatic indices ($\text{GWP}_{\text{bio index}}$) to account for the biogenic carbon cycle.⁴⁴ When building elements are replaced after 30 years, both the fossil emissions ($\text{GWP}_{100,\text{dyn}}$) and the CO_2 uptake ($\text{GWP}_{\text{bio index,dyn } 31-60}$) are calculated with the “DynCO2”

calculation tool.⁵⁵ The net-GWP of construction materials is the sum of the GWP at the 100-year index of each material expressed in $\text{kg CO}_{2\text{eq}}/\text{kg}$ and the CO_2 removal of biobased materials, here called GWP_{bio} .⁴⁴ Details of the GWP_{bio} calculation can be found in Paragraph 1.5 in the Supporting Information. In this study, ISO Standard 14067:2018⁵⁶ was used for fossil-related emission calculations, whereas EN 15804:2021⁵⁷ was assumed to define scope and objectives, functional unit, and system boundaries. Here, the calculation was limited to the cradle to gate stages (Modules A1-3) as well as waste disposal (Module C4). For biobased materials, the waste disposal scenario considered was incineration; for steel, it was recycling, whereas for residual materials, it was landfilling.

After the computation of the total mass of the construction product used in the building, we multiplied it for each net-GWP value for the four BT and the three material diets as calculated in the climate neutrality eq 1

$$\text{GWP}_{\text{net,b}} \left[\frac{\text{kg CO}_{2\text{eq}}}{\text{m}_{\text{RES}}^2} \right] = \sum_i \text{GWP}_{\text{net,i}} \cdot m_i \quad (1)$$

where

- $\text{GWP}_{\text{net,b}}$ is the specific net-GWP value calculated for each diet,
- $\text{GWP}_{\text{net,i}}$ is the net-GWP value of each material, expressed in $\text{kg CO}_{2\text{eq}}/\text{kg}$,
- m_i is the mass of each construction material, expressed in $\text{kg}/\text{m}_{\text{RES}}^2$.

The total construction positive GWP_{100} , based on fossil emissions, needs to be neutralized by the fast-growing biobased insulation (see Figure S11 and Table S6 in the Supporting Information). The mass of insulation to be installed in the envelope that can compensate through negative CO_2 emissions and the positive GWP_{100} of material production and final disposal can be calculated according to eq 2

$$m_{\text{ins}} \left[\frac{\text{kg}}{\text{m}_{\text{RES}}^2} \right] = \frac{\sum_i^{n-1} \text{GWP}_{\text{net,i}}}{|\text{GWP}_{\text{bio,ins}}|} \quad (2)$$

where

- m_{ins} is the mass of insulation needed to achieve climate neutrality in 100 years normalized according to the RES ($\text{kg}/\text{m}_{\text{RES}}^2$),
- $\text{GWP}_{\text{net,i}}$ is the net-GWP value of a generic noninsulating material, expressed in $\text{kg CO}_{2\text{eq}}/\text{m}_{\text{RES}}^2$,
- $\text{GWP}_{\text{bio,ins}}$ is the GWP_{bio} value of the selected insulation material, expressed in $\text{kg CO}_{2\text{eq}}/\text{kg}$.

We performed this calibration with three herbaceous biobased insulation materials. From the Ecoinvent⁵⁸ databases, we chose reed mats, which exhibited the highest net-GWP value (max), hemp fibers, which exhibited the lowest value (min), and straw characterized by a value between the two (med).

2.4. Architectural and Structural Feasibility Assessment. In conclusion, we evaluated the architectural and thermal feasibility of the quantity of insulation obtained. First, the wall thickness was calculated according to eq 3

$$t_w[m] = \frac{m_{\text{ins}}}{\rho_{\text{ins}}} \cdot S_e \quad (3)$$

where

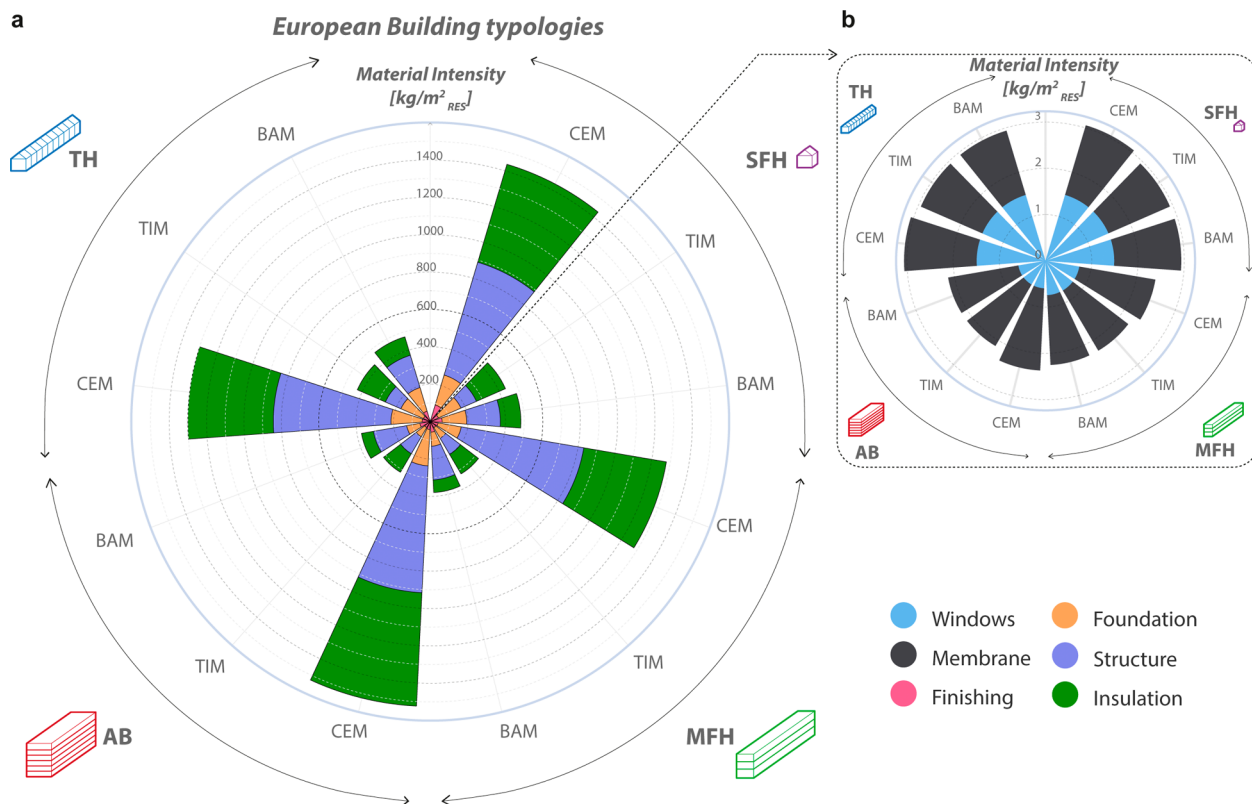


Figure 2. (a) Material diets shown as a pyramid logic in a wind rose graph representing the quantity (kg) of materials needed to have climate-neutral construction per m_{RES}^2 (Material Intensity). The quantity of the material is expressed for the four building typologies. Each building typology is represented here by the median geometrical configurations and median herbaceous insulation, that is straw, for the three diets, namely, CEM = cement-based diet; TIM = timber-based diet; and BAM = bamboo-based diet. (b) Zoomed in view of the windows and the waterproofing membrane to appreciate their values because they are of another order of magnitude in comparison to the other building elements. See Table S8 in the Supporting Information for the rest of the data and for the other geometrical configurations and biobased insulations. The graph was implemented in JavaScript starting with the Highcharts.com script available online.

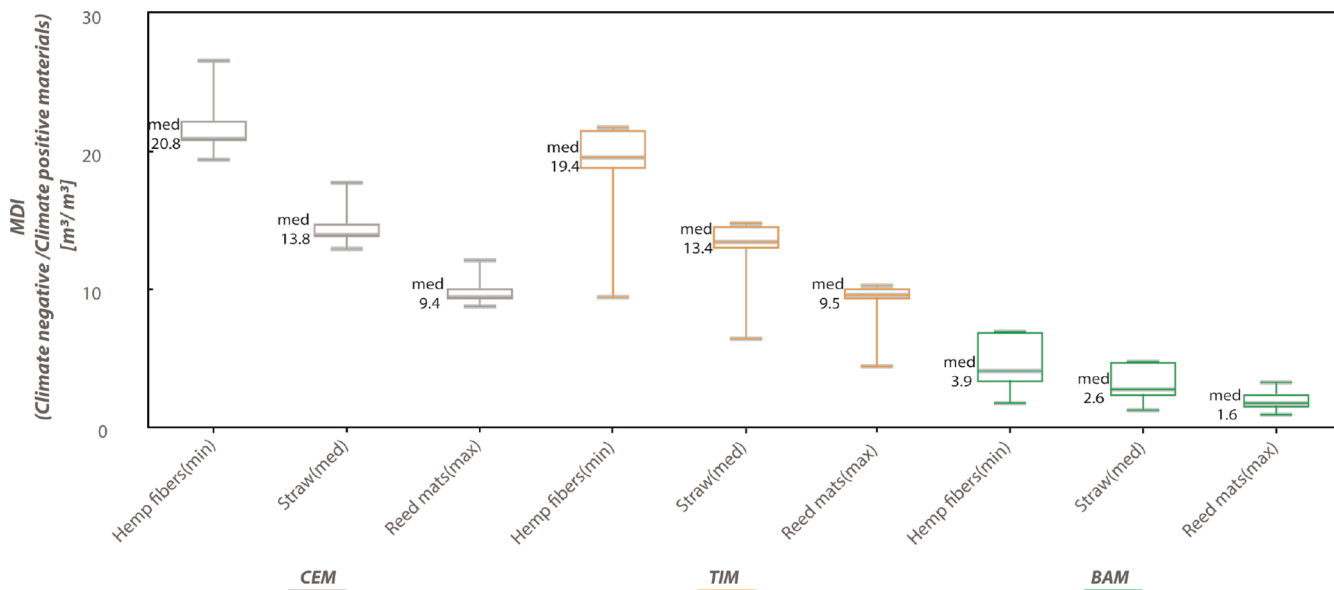

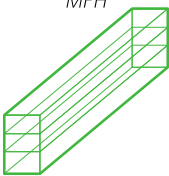
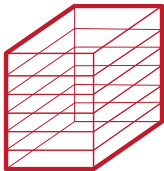
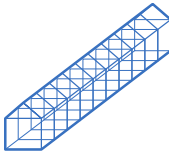


Figure 3. Box plot to show the MDIs between the volume of climate-negative and climate-positive materials (y axes) needed to reach climate-neutral construction with the use of three different biobased materials for the three diets (x axes), namely, hemp fibers (min), straw (med), and reed mats (max). The three diets are CEM = cement-based diet; TIM = timber-based diet; and BAM = bamboo-based diet. The graph is implemented in JavaScript starting with the HighCharts.com script available online. For the data, see Table S7 in the Supporting Information.

- t_w is the mean thickness of the envelope,
- m_{ins} is the mass of insulation, in kg/m_{RES}^2 ,
- ρ_{ins} is the volumetric mass of the insulation, in kg/m^3 ,
- S_e is the total surface of the envelope, in m^2/m_{RES}^2 .

Table 1. Insulation Wall Thickness for the Three Material Diets (Thickness), Their Related *U*-Values and Resulting Line-Loads for all Geometrical Configurations, the Four Building Typologies, and the Three Material Diets^a

		SFH			MFH			AB			TH			
														
		CEM	TIM	BAM	CEM	TIM	BAM	CEM	TIM	BAM	CEM	TIM	BAM	
Thickness [m]	Up whisker	Reed mats(max)	1.85	0.42	0.29	3.75	0.60	0.42	4.71	1.52	0.26	2.08	0.47	0.31
		Hemp fiber(min)	4.11	0.93	0.64	8.33	1.33	0.93	10.44	3.38	0.58	4.61	1.05	0.69
		Straw(med)	2.73	0.62	0.42	5.53	0.88	0.61	6.93	2.24	0.39	3.06	0.70	0.46
	Low whisker	Reed mats(max)	1.62	0.72	0.55	1.63	0.72	0.55	1.62	0.71	0.54	0.72	0.72	0.54
		Hemp fiber(min)	3.60	1.60	1.21	3.62	1.60	0.53	3.59	1.58	1.20	3.59	1.59	1.20
		Straw(med)	2.39	1.06	0.80	2.40	1.06	0.80	2.38	1.05	0.79	2.38	1.05	0.80
	Median	Reed mats(max)	1.84	0.57	0.37	2.72	0.74	0.41	4.14	0.79	0.44	1.91	0.68	0.43
		Hemp fiber(min)	4.08	1.27	0.82	6.04	1.63	0.91	9.19	1.74	0.99	4.23	1.52	0.95
		Straw(med)	2.71	0.84	0.54	4.01	1.08	0.60	6.10	1.16	0.65	2.80	1.01	0.63
<i>U</i> -value [W/m ² K]	Up whisker	Reed mats(max)	0.03	0.11	0.17	0.01	0.08	0.12	0.01	0.03	0.18	0.02	0.10	0.16
		Hemp fiber(min)	0.01	0.05	0.08	0.01	0.04	0.05	0.00	0.01	0.08	0.01	0.05	0.07
		Straw(med)	0.02	0.08	0.12	0.01	0.06	0.08	0.01	0.02	0.13	0.02	0.07	0.11
	Low whisker	Reed mats(max)	0.03	0.07	0.09	0.03	0.07	0.09	0.03	0.07	0.09	0.07	0.07	0.09
		Hemp fiber(min)	0.01	0.03	0.04	0.01	0.03	0.09	0.01	0.03	0.04	0.01	0.03	0.04
		Straw(med)	0.02	0.05	0.06	0.02	0.05	0.06	0.02	0.05	0.06	0.02	0.05	0.06
	Median	Reed mats(max)	0.03	0.09	0.13	0.02	0.07	0.12	0.01	0.06	0.11	0.03	0.07	0.11
		Hemp fiber(min)	0.01	0.04	0.06	0.01	0.03	0.05	0.01	0.03	0.05	0.01	0.03	0.05
		Straw(med)	0.02	0.06	0.09	0.01	0.05	0.08	0.01	0.04	0.08	0.02	0.05	0.08
Line-Load [kN/m]	Up whisker	Reed mats(max)	10.49	2.38	1.63	21.25	3.39	2.36	26.64	8.62	1.49	11.77	2.68	1.76
		Hemp fiber(min)	11.03	2.50	1.71	22.33	3.56	2.48	28.00	9.06	1.56	12.36	2.82	1.85
		Straw(med)	8.13	1.84	1.26	16.46	2.62	1.83	20.64	6.68	1.15	9.11	2.08	1.36
	Low whisker	Reed mats(max)	9.20	4.08	3.09	9.23	4.08	3.09	9.15	4.03	3.06	4.06	4.06	3.07
		Hemp fiber(min)	9.66	4.29	3.25	9.70	4.29	1.43	9.62	4.23	3.21	9.61	4.26	3.23
		Straw(med)	7.12	3.16	2.39	7.15	3.16	2.39	7.09	3.12	2.37	7.09	3.14	2.38
	Median	Reed mats(max)	10.41	3.23	2.09	15.41	4.16	2.33	23.45	4.44	2.51	10.79	3.87	2.43
		Hemp fiber(min)	10.93	3.39	2.20	16.19	4.38	2.44	24.64	4.67	2.64	11.34	4.06	2.55
		Straw(med)	8.06	2.50	1.62	11.93	3.23	1.80	18.16	3.44	1.95	8.36	3.00	1.88

^aRed values represent *U*-values > 0.10 W/(m²/K), for example, that do not respect the most stringent value for passive house standards, with the necessity of adding the insulation material to achieve the energy performance goals. Yellow-filled values represent line-load > 0.29 kN/m, for example, the maximal value calculated for the insulation material during structural predimensioning. Bold values in green cells represent thicknesses respecting both the passive house energy and structural requirements. The three geometrical configurations are Up whisker, Low whisker, and Median. The four building typologies include SFH, TH, MFH, and AB. The three diets are CEM = cement-based diet; TIM = timber-based diet; and BAM = bamboo-based diet for the three herbaceous insulations, namely, hemp fibers (min), straw (med), and reed mats (max).

The total surface of the envelope (*S_e*) is the sum of the exterior wall, roof, and basement area because we made the assumption of filling each envelope element with a constant insulation level. Second, we checked if the *U*-value of the three different material diet wall assemblies fulfilled the most stringent European passive house (*U*-value ≤ 0.10 W/m² K⁵⁹) standards.

Once the different biobased wall insulation thicknesses and their related thermal performance are computed, it is possible

to calculate the corresponding line load on the structure to control that it does not exceed the one considered during the structural dimensioning for different material diets (see Paragraph 1.7 in the Supporting Information).

3. RESULTS AND DISCUSSION

3.1. Material Quantities. Figure 2 shows the material quantities required for climate-neutral construction depending on the diet and the BT.

Cement-based diets are the most mass-intensive diets for all building typologies. The insulation required to bring to zero the total construction emissions ranges between 449 and 608 kg/m_{RES}² depending on the BT when straw is used. In contrast, bamboo-based diets are the least mass-intensive and require between 65 and 110 kg/m_{RES}² of straw to reach climate neutrality, even if bamboo is transported from Asian countries.⁶⁰ Future local cultivation of bamboo in some southern European regions would further decrease the impact of bamboo-based construction. The timber-based diets are closer to the bamboo-based diets (115–170 kg/m_{RES}²). Structure and foundation control building weight, regardless of diet. In contrast, windows and membranes have a small influence on the final mass.

3.2. Material Diet Index for Construction: a Ratio between Climate-Negative and Climate-Positive Materials. To select climate-negative materials for building envelopes, we performed an architectural feasibility analysis. First, the mass quantities were converted into volumetric quantities to define the spatial footprint that designing climate-neutral construction would demand. Second, to compensate for the use of climate-positive materials with climate-negative materials, the necessary volumetric ratios among these two material families, or material diet indices (MDIs), were calculated (Figure 3). The greater the value is close to 1, the greater the two material volumes (negative vs positive) are similar. The MDIs are usually greater than 1, except for one bamboo-based diet when using reed mats in an apartment block typology and up whicker building geometry. Usually, climate-negative material volumes are larger than climate-positive material volumes, whereas for this specific bamboo-based exception, we need fewer climate-negative materials to reach climate neutrality. Depending on BT and material choices, MDIs range between 0.74 and 26.46 m³/m³, indicating that every cubic meter of a carbon-emitting material, for example, glass, concrete, and so on, should be compensated by 0.74–26.46 m³ of climate negative-materials, that is, biobased ones. Additionally, the results highlighted that for each diet, the insulation material choice controls the MDI regardless of building typology.

3.3. Climate Neutrality for Construction and Energy Efficiency for Operation. The results for the envelope thermal performance (Table 1) show two possible situations. The first one is when the construction obeys the strictest *U*-value defined for the passive house standard and fulfils the operational energy requirements with the established envelope thickness. The second one is when construction does not cope with the energy requirement and therefore requires a higher insulation level. This would contribute to an additional increment of the carbon removal potential, and this extra contribution can be spent on other building components or installations, for example, PV systems and energy storage. The latter appears in very few cases, mainly for timber and bamboo-based diets, as the demonstration that the envelope composition obtained with a climate-neutral construction design strategy in most cases is able to meet the energy requirements. Consequently, designing for climate neutrality with material GHG compensation also allows energy-efficient building standards to be reached.

3.4. Envelope Thickness of Climate Neutral Construction. All thicknesses reported in Table 1 correspond to climate-neutral construction depending on insulation type and BT. However, only the bold values in green cells meet both the

thermal and structural requirements. For the hemp fibers (with the worst net-GWP value), the wall thicknesses can reach unfeasible values as high as 10.44 m depending on structural choices and building typology. Even with timber or bamboo structures, some BT (e.g., AB) would require 1.2 to nearly 3.38 m of hemp materials. The straw values remain for most construction solutions within an acceptable range for the wall thickness when timber or bamboo structures are used, except for the timber-based AB case with a 2.24 m wall thickness. They are usually smaller than 1 m and can be in a range of 0.39–1.16 m for many BT. With a concrete structure, the straw wall thicknesses would be larger than 2 m. For timber- and bamboo-based diets, the use of reeds results in thicknesses that are smaller than the necessary ones to respond to the thermal requirements and close to 2 m for concrete-based diets. Regardless, its larger density (180.5 kg/m³) with respect to straw (95 kg/m³) could make it less favorable when controlling the line load for structural capacity (e.g., timber-based diet for the MFH). In northern Europe, current construction usually accounts for a wall thickness of 40–50 cm.^{52,61,62} This paper showed that with straw or reed insulation, it would be possible to build similar wall dimensions with timber and bamboo structures. In contrast, concrete construction requires insulation sizes that are too large and heavy for the dimensioned structures or accepted by urban regulations, even if complying with thermal needs. Indeed, all calculated insulation thicknesses are representative of climate-neutral construction. Nonetheless, larger thicknesses correspond to more thermal performant walls but heavier and urban-impeding solutions, as in the case of cement-based diets; in contrast, lighter but less thermal performant solutions are correlated to smaller thicknesses, such as in the case of bamboo-based diets. The timber-based ones are similar to the bamboo-based construction but still require a more insulation material. These results highlight the need for a tradeoff between material embodied emissions and structural and thermal performances. Hence, once the basic requirements in terms of GHG emissions are set and the corresponding dimension of insulation is defined, the typical iterative design process should be performed to ensure an optimal configuration of the final building in terms of other performances (e.g., structural consistency, operational energy, sound proofing, fire resistance, etc).

3.5. Recommendations for Immediate Climate Neutrality in New Construction. Our findings demonstrate that it is possible to build climate-neutral construction thanks to the use of herbaceous biobased insulation materials. The building element dimensions can be controlled, and the thermal performance is for most cases satisfied in accordance with the high-energy efficiency standard. In fact, the contemporary construction built with straw has similar thicknesses (e.g., architect Werner Schmidt's straw-bale construction with 0.80 m thick walls⁶³). Hence, new climate-neutral construction would have a similar appearance as the nonconventional biobased ones currently built in northern countries, and construction technologies already available on the market can be used. The only exception is the CLB, which is used as the structural material for tall construction, that is, more than three stories, is limited thus far.⁶⁴ We included the scenario of having multistory construction with CLB in the perspective that the market will move in this direction soon.

According to our results, we can then build climate-neutral construction that complies with the operational energy

requirements and avoids the carbon lock-in situation that is feared when energy-saving requirements are implemented without considering the consequential embodied emissions.¹⁹

Regarding the structural design, we did not dimension the timber and bamboo elements according to fire safety requirements. Nevertheless, no exposed structural membranes are assumed in the design because protecting layers out of gypsum or clay plaster are assumed for fire protection.⁶⁵ Another assumption we made is the possibility of adopting biobased insulation for basement insulation, which is not recommended due to the high water absorption risk and consequential fast decay. To reduce the risk, we added a waterproofing membrane that increases embodied emissions but removes high-moisture content risks. An alternative biobased solution would be cork due to its nonputrescible properties, but costs and availability make it difficult to reach the full European market.^{66,67}

Finally, it is important to mention that the GHG-fossil emissions linked to the use of concrete could be further reduced by implementing low-carbon concrete solutions.^{27,28} Another strategy is the optimization of structural concrete design, which could be facilitated in the near future by BIM and automation construction.^{68–70} In this paper, we used conventional concrete emissions to represent the business as usual in our construction practices, but available alternatives allow us to reduce concrete-based emissions by a factor of 2.^{23,26} This would lower the insulation volume by the same order of magnitude and therefore lead to the possibility of building concrete climate-neutral construction with wall dimensions similar to those of current construction but still larger than those needed in the case of timber and bamboo structures. Finally, the results show that some building typologies are much more favorable for climate-neutral construction than others. MFHs and THs require a much lower wall thickness than ABs. This should provide a strong incentive for city planners to densify cities where MFH and TH are more favorable than AB.

Our work provides a practical approach that can be used by policy makers to propose incentives for climate-negative technologies for the building and construction industry. Moreover, thanks to this concept, designers can be assisted during the early-design phase and become aware of the embodied GHG emissions resulting from their construction material choices and the physical ratios (MDIs) among the climate-negative and climate-positive ones. These preliminary considerations could guide them in the choice of the structural solutions and the resulting envelope dimensions that could be limited by urban-planning regulations.

3.6. Calculating Immediate Climate Neutrality with the LCA Method. It is important to note that all calculations presented in the current work were performed with the GWP₁₀₀ impact assessment method within a 100-year time horizon. Although this is the calculation method used in most climate models and LCA calculations of construction, a long time horizon may hide the contribution of material shifts to biobased climate neutrality in the transition period before 2050. The closest calculation method to approximate this immediate climatic goal would be to calculate the GWP with a time horizon of 20 years (GWP₂₀). Figure 4 shows the deviation of the results between GWP₁₀₀ and GWP₂₀ for each BT and material diet when all materials, except the compensating insulation, are considered (see Supporting Information Paragraph 3). More precisely, the total con-

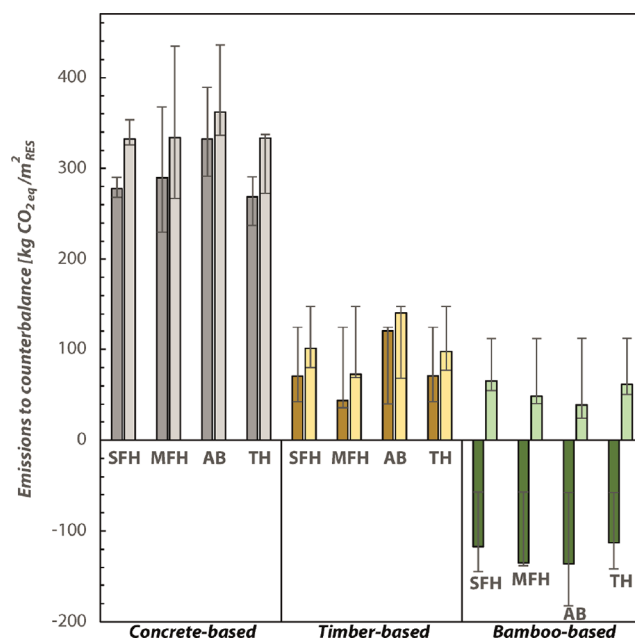


Figure 4. Emissions expressed in kg CO₂eq/m_{RES}² to neutralize by biobased insulations. The values are reported for all material diets, building typologies and if the GWP used is with a time horizon of 20 or 100 years. The four building typologies include SFH, TH, MFH, and AB. The three diets are the cement-based diet, timber-based diet, and bamboo-based diet.

struction emissions to be neutralized by means of biogenic insulation are presented. It clearly shows that no significant differences can be seen for concrete and timber-based diets, whereas emissions from the bamboo-based diet become negative even without insulation. This is due to the very short rotation period of bamboo and would indicate that the construction is climate-negative after 20 years (in 2040) and finally becomes climate neutral in a longer time span (by 2120) when biogenic CO₂ is emitted at the end of the building service life. Consequently, it confirms the main results of this paper, showing that it is possible to reach climate neutrality at the building scale and before 2050, when biobased insulations are used and combined with appropriate building typology (MFH and TH).

■ ASSOCIATED CONTENT

Supporting Information

The Supporting Information is available free of charge at <https://pubs.acs.org/doi/10.1021/acs.est.1c05895>.

Methods and results and MATLAB Script (PDF)

■ AUTHOR INFORMATION

Corresponding Author

Olga Beatrice Carcassi – Department of Architecture, Built Environment and Construction Engineering (ABCE), Politecnico di Milano, 20133 Milan, Italy; orcid.org/0000-0002-0925-5865; Phone: +39 331 210 6578; Email: olgabeatrice.carcassi@polimi.it

Authors

Guillaume Habert – Department of Civil, Environmental, and Geomatic Engineering, ETH Zurich, CH-8093 Zurich, Switzerland; orcid.org/0000-0003-3533-7896

Laura Elisabetta Malighetti – Department of Architecture, Built Environment and Construction Engineering (ABCE), Politecnico di Milano, 20133 Milan, Italy; orcid.org/0000-0003-1964-8934

Francesco Pittau – Department of Architecture, Built Environment and Construction Engineering (ABCE), Politecnico di Milano, 20133 Milan, Italy; Department of Civil, Environmental, and Geomatic Engineering, ETH Zurich, CH-8093 Zurich, Switzerland; orcid.org/0000-0002-7217-6019

Complete contact information is available at: <https://pubs.acs.org/10.1021/acs.est.1c05895>

Notes

The authors declare no competing financial interest.

ACKNOWLEDGMENTS

We thank the master's students Marco Lolli, Toni Maksan, Pietro Minotti, and Dario Quaglia (ETH Zurich) for their precious contribution and support in the development of this work in all its phases.

ABBREVIATIONS

GHG	greenhouse gas
GWP	global warming potential
LCA	life cycle assessment
GWP _{bio index}	biogenic global warming potential index
BT	building typologies
SFH	single-family house
TH	terraced house
MFH	multifamily house
AB	apartment block
SI	Supporting Information
RC	reinforced concrete structural scheme 1
PTF	platform timber frame structural scheme 2
CLB	engineered cross-laminated bamboo structural scheme 3
PB	posts and beams structural scheme 4
RES	reference energy surface
MDI	material diet index

REFERENCES

- (1) Millar, R. J.; Fuglestedt, J. S.; Friedlingstein, P.; Rogelj, J.; Grubb, M. J.; Matthews, H. D.; Skeie, R. B.; Forster, P. M.; Frame, D. J.; Allen, M. R. Emission Budgets and Pathways Consistent with Limiting Warming to 1.5 °C. *Nat. Geosci.* **2017**, *10*, 741–747.
- (2) IPCC AR6 GWI. Climate Change 2021: The Physical Science Basis. *S. Afr. Geogr. J.* **2021**, *92*, 86–87.
- (3) Steininger, K. W.; Meyer, L.; Nabernegg, S.; Kirchengast, G. Sectoral Carbon Budgets as an Evaluation Framework for the Built Environment. *Build. Cities* **2020**, *1*, 337–360.
- (4) European Commission. *The European Green Deal COM(2019) 640 final Communication*, 2019; pp 47–65.
- (5) BMUB. *Climate Action Plan 2050—Principles and Goals of the German Government's Climate Policy*; Germany 2016; No. November, p 92.
- (6) European Commission. *A Clean Planet for All. A European Long-Term Strategic Vision for a Prosperous, Modern, Competitive and Climate Neutral Economy Com(2018) 773 2018*; p 114.
- (7) Anderson, J. E.; Wulfhorst, G.; Lang, W. Energy Analysis of the Built Environment - A Review and Outlook. *Renew. Sustain. Energy Rev.* **2015**, *44*, 149–158.
- (8) Mirabella, N.; Röck, M.; Ruschi Mendes SAADE, M.; Spirinckx, C.; Bosmans, M.; Allacker, K.; Passer, A. Strategies to Improve the

Energy Performance of Buildings: A Review of Their Life Cycle Impact. *Buildings* **2018**, *8*, 105.

(9) Allwood, J. M.; Ashby, M. F.; Gutowski, T. G.; Worrell, E. Material Efficiency: A White Paper. *Resour. Conserv. Recycl.* **2011**, *55*, 362–381.

(10) Hertwich, E.; Lifset, R.; Pauliuk, S.; Heeren, N., et al. *Resource Efficiency and Climate Change: Material Efficiency Strategies for a Low-Carbon Future. A Report of the International Resource Panel*. United Nations Environment Programme: Nairobi, Kenya, 2020.

(11) Zhong, X.; Hu, M.; Deetman, S.; Steubing, B.; Lin, H. X.; Hernandez, G. A.; Harpprecht, C.; Zhang, C.; Tukker, A.; Behrens, P. Global Greenhouse Gas Emissions from Residential and Commercial Building Materials and Mitigation Strategies to 2060. *Nat. Commun.* **2021**, *12*, 6126.

(12) Röck, M.; Saade, M. R. M.; Balouktsi, M.; Rasmussen, F. N.; Birgisdottir, H.; Frischknecht, R.; Habert, G.; Lützkendorf, T.; Passer, A. Embodied GHG Emissions of Buildings—The Hidden Challenge for Effective Climate Change Mitigation. *Appl. Energy* **2020**, *258*, 114107.

(13) Gustavsson, L.; Joelsson, A. Life Cycle Primary Energy Analysis of Residential Buildings. *Energy Build.* **2010**, *42*, 210–220.

(14) Heeren, N.; Mutel, C. L.; Steubing, B.; Ostermeyer, Y.; Wallbaum, H.; Hellweg, S. Environmental Impact of Buildings—What Matters? *Environ. Sci. Technol.* **2015**, *49*, 9832–9841.

(15) Heinonen, J.; Säynäjoki, A.; Junnila, S. A Longitudinal Study on the Carbon Emissions of a New Residential Development. *Sustainability* **2011**, *3*, 1170–1189.

(16) Dixit, M. K.; Fernández-Solís, J. L.; Lavy, S.; Culp, C. H. Identification of Parameters for Embodied Energy Measurement: A Literature Review. *Energy Build.* **2010**, *42*, 1238–1247.

(17) Säynäjoki, A.; Heinonen, J.; Junnila, S. A Scenario Analysis of the Life Cycle Greenhouse Gas Emissions of a New Residential Area. *Environ. Res. Lett.* **2012**, *7*, 034037.

(18) Wiik, M. K.; Fufa, S. M.; Kristjansdottir, T.; Andresen, I. Lessons Learnt from Embodied GHG Emission Calculations in Zero Emission Buildings (ZEBs) from the Norwegian ZEB Research Centre. *Energy Build.* **2018**, *165*, 25–34.

(19) Habert, G.; Röck, M.; Steininger, K.; Lupisek, A.; Birgisdottir, H.; Desing, H.; Chandrakumar, C.; Pittau, F.; Passer, A.; Rovers, R.; Slavkovic, K.; Hollberg, A.; Hoxha, E.; Jusselme, T.; Nault, E.; Allacker, K.; Lützkendorf, T. Carbon Budgets for Buildings: Harmonising Temporal, Spatial and Sectoral Dimensions. *Buildings and Cities* **2020**, *1*, 429–452.

(20) Zhang, X.; Zheng, R. Reducing Building Embodied Emissions in the Design Phase: A Comparative Study on Structural Alternatives. *J. Clean. Prod.* **2020**, *243*, 118656.

(21) Moncaster, A. M.; Rasmussen, F. N.; Malmqvist, T.; Houlihan Wiberg, A.; Birgisdottir, H. Widening Understanding of Low Embodied Impact Buildings: Results and Recommendations from 80 Multi-National Quantitative and Qualitative Case Studies. *J. Clean. Prod.* **2019**, *235*, 378–393.

(22) D'Amico, B.; Pomponi, F.; Hart, J. Global Potential for Material Substitution in Building Construction: The Case of Cross Laminated Timber. *J. Clean. Prod.* **2021**, *279*, 123487.

(23) Habert, G.; Miller, S. A.; John, V. M.; Provis, J. L.; Favier, A.; Horvath, A.; Scrivener, K. L. Environmental Impacts and Decarbonization Strategies in the Cement and Concrete Industries. *Nat. Rev. Earth Environ.* **2020**, *1*, 559.

(24) Miller, S. A.; Horvath, A.; Monteiro, P. J. M. Readily Implementable Techniques Can Cut Annual CO₂ Emissions from the Production of Concrete by over 20%. *Environ. Res. Lett.* **2016**, *11*, 074029.

(25) Monteiro, P. J. M.; Miller, S. A.; Horvath, A. Towards Sustainable Concrete. *Nat. Mater.* **2017**, *16*, 698–699.

(26) Miller, S. A.; Myers, R. J. Environmental Impacts of Alternative Cement Binders. *Environ. Sci. Technol.* **2020**, *54*, 677–686.

(27) Renforth, P. The Negative Emission Potential of Alkaline Materials. *Nat. Commun.* **2019**, *10*, 1401.

- (28) Shi, C.; Qu, B.; Provis, J. L. Recent Progress in Low-Carbon Binders. *Cem. Concr. Res.* **2019**, *122*, 227–250.
- (29) Swilling, M.; Hajer, M.; Baynes, T.; Bergesen, J.; Labbe, F.; Musango, J. K.; Ramaswami, A.; Robinson, B.; Salat, S.; Suh, S.; Currie, P.; Fang, A.; Hanson, A.; Kruit, K.; Reiner, M.; Smit, S.; Tabor, S. *The Weight of Cities: Resource Requirements of Future Urbanization*; IRP Reports, 2018.
- (30) Cao, Z.; Myers, R. J.; Lupton, R. C.; Duan, H.; Sacchi, R.; Zhou, N.; Reed Miller, T.; Cullen, J. M.; Ge, Q.; Liu, G. The Sponge Effect and Carbon Emission Mitigation Potentials of the Global Cement Cycle. *Nat. Commun.* **2020**, *11*, 3777.
- (31) Allwood, J. M.; Dunant, C. F.; Lupton, R. C.; Cleaver, C. J.; Serrenho, A. C. H.; Azevedo, J. M. C.; Horton, P. M.; Clare, C.; Low, H.; Horrocks, I.; Murray, J.; Lin, J.; Cullen, J. M.; Ward, M.; Salamati, M.; Felin, T.; Ibell, T.; Zho, W.; Hawkins, W. *Absolute Zero: Delivering the UK's Climate Change Commitment with Incremental Changes to Today's Technologies*; University of Bath, 2019; Vol. 31.
- (32) Pittau, F.; Krause, F.; Lumia, G.; Habert, G. Fast-Growing Bio-Based Materials as an Opportunity for Storing Carbon in Exterior Walls. *Build. Environ.* **2018**, *129*, 117–129.
- (33) Churkina, G.; Organschi, A.; Reyer, C. P. O.; Ruff, A.; Vinke, K.; Liu, Z.; Reck, B. K.; Graedel, T. E.; Schellnhuber, H. J. Buildings as a Global Carbon Sink. *Nat. Sustain.* **2020**, *3*, 269.
- (34) Pomponi, F.; Hart, J.; Arehart, J. H.; D'Amico, B. Buildings as a Global Carbon Sink ? A Reality Check on Feasibility Limits. *One Earth* **2020**, *3*, 157–161.
- (35) Ceccherini, G.; Duveiller, G.; Grassi, G.; Lemoine, G.; Avitabile, V.; Pilli, R.; Cescatti, A. Abrupt Increase in Harvested Forest Area over Europe after 2015. *Nature* **2020**, *583*, 72–77.
- (36) Nath, A. J.; Lal, R.; Das, A. K. Managing Woody Bamboos for Carbon Farming and Carbon Trading. *Glob. Ecol. Conserv.* **2015**, *3*, 654–663.
- (37) Jung, D. S.; Ryou, M.-H.; Sung, Y. J.; Park, S. B.; Choi, J. W. Recycling Rice Husks for High-Capacity Lithium Battery Anodes. *Proc. Natl. Acad. Sci. U.S.A.* **2013**, *110*, 12229–12234.
- (38) Hoxha, E.; Passer, A.; Saade, M. R. M.; Trigaux, D.; Shuttleworth, A.; Pittau, F.; Allacker, K.; Habert, G. Biogenic Carbon in Buildings: A Critical Overview of LCA Methods. *Buildings and Cities* **2020**, *1*, 504–524.
- (39) PAS 2050:2011. *Specification for the Assessment of the Life Cycle Greenhouse Gas Emissions of Goods and Services*, 2011; p 45.
- (40) Wolf, M.-A.; Pant, R.; Chomkamsri, K.; Sala, S.; Pennington, D. *The International Reference Life Cycle Data System (ILCD) Handbook*; European Commission: Luxembourg, 2012.
- (41) Levasseur, A.; Lesage, P.; Margni, M.; Deschênes, L.; Samson, R. Considering Time in LCA: Dynamic LCA and Its Application to Global Warming Impact Assessments. *Environ. Sci. Technol.* **2010**, *44*, 3169.
- (42) Levasseur, A.; Lesage, P.; Margni, M.; Brandão, M.; Samson, R. Assessing Temporary Carbon Sequestration and Storage Projects through Land Use, Land-Use Change and Forestry: Comparison of Dynamic Life Cycle Assessment with Ton-Year Approaches. *Clim. Change* **2012**, *115*, 759–776.
- (43) Peñaloza, D.; Erlandsson, M.; Falk, A. Exploring the Climate Impact Effects of Increased Use of Bio-Based Materials in Buildings. *Constr. Build. Mater.* **2016**, *125*, 219–226.
- (44) Guest, G.; Cherubini, F.; Strømman, A. H. Global Warming Potential of Carbon Dioxide Emissions from Biomass Stored in the Anthroposphere and Used for Bioenergy at End of Life. *J. Ind. Ecol.* **2013**, *17*, 20–30.
- (45) Parodi, A.; Leip, A.; De Boer, I. J. M.; Ziegler, F.; Temme, E. H. M.; Herrero, M.; Tuomisto, H.; Valin, H.; Van Middelaar, C. E.; Van Loon, J. J. A.; Van Zanten, H. H. E.; Van Zanten, H. H. E. The Potential of Future Foods for Sustainable and Healthy Diets. *Nat. Sustain.* **2018**, *1*, 782–789.
- (46) Parkin, A.; Herrera, M.; Coley, D. A. Net-Zero Buildings: When Carbon and Energy Metrics Diverge. *Buildings and Cities* **2020**, *1*, 86–99.
- (47) Hoxha, E.; Habert, G.; Lasvaux, S.; Chevalier, J.; Le Roy, R. Influence of Construction Material Uncertainties on Residential Building LCA Reliability. *J. Clean. Prod.* **2017**, *144*, 33–47.
- (48) Choplin, A. Cementing Africa: Cement Flows and City-Making along the West African Corridor (Accra, Lomé, Cotonou, Lagos). *Urban Stud.* **2020**, *57*, 1977–1993.
- (49) De Wolf, C.; Pomponi, F.; Moncaster, A. Measuring Embodied Carbon Dioxide Equivalent of Buildings: A Review and Critique of Current Industry Practice. *Energy Build.* **2017**, *140*, 68–80.
- (50) Sébastien, L.; Goulouti, K.; Favre, D.; Giorgi, M.; Padey, P.; Volland, B.; Farsi, M.; Habert, G.; Galimshina, A. *Analysis of Lifetimes of Building Elements in the Literature and in Renovation Practices and Sensitivity Analyses on Building LCA & LCC*. Erneuern! Sanierungsstrategien für den Gebäudepark, 2020, No. October.
- (51) Göswein, V.; Silvestre, J. D.; Sousa Monteiro, C.; Habert, G.; Freire, F.; Pittau, F. Influence of material choice, renovation rate, and electricity grid to achieve a Paris Agreement-compatible building stock: A Portuguese case study. *Build. Environ.* **2021**, *195*, 107773 (March).
- (52) Intelligent Energy Europe. European Projects Tabula & Episcopo, 2016, <https://episcopo.eu/welcome/> (accessed May 12, 2020).
- (53) Moreno-Rangel, A. Passivhaus. *Encyclopedia* **2020**, *1*, 20–29.
- (54) MathWorks. *MATLAB and Simulink*, 2012; Natick, Massachusetts, United States.
- (55) Levasseur, A. New Generation Carbon Footprinting, CIRAIG, 2010, <https://ciraig.org/index.php/project/dynco2-dynamic-carbon-footprinter/> (accessed Jul 15, 2021).
- (56) ISO 14067. *Greenhouse Gases—Carbon Footprint of Products—Requirements and Guidelines for Quantification*, 2018.
- (57) EN 15804. *Sustainability of Construction Works—Environmental Product Declarations—Core Rules for the Product Category of Construction Products*, 2019.
- (58) Wernet, G.; Bauer, C.; Steubing, B.; Reinhard, J.; Moreno-Ruiz, E.; Weidema, B. The Ecoinvent Database Version 3 (Part I): Overview and Methodology. *Int. J. Life Cycle Assess.* **2016**, *21*, 1218–1230.
- (59) Atanasiu, B.; Maio, J.; Staniaszek, D.; Kouloumpi, I.; Kenkmann, T. Overview of the EU-27 Building Policies and Programs: Factsheets on the Nine Entranze Target Countries, 2014, https://www.entranze.eu/files/downloads/DS_1_3/ENTRANZE_Integration_of_report_DS.1_DS.2_DS.3_final.pdf (accessed May 5, 2021).
- (60) Vogtländer, J. G.; van der Lugt, P. *The Environmental Impact of Industrial Bamboo Products: Life Cycle Assessment and Carbon Sequestration*; The International Network for Bamboo and Rattan, 2015.
- (61) Tabula Episcopo. Swedish Typology Brochure, 2016, <https://episcopo.eu/building-typology/country/se/> (accessed May 15, 2021).
- (62) Tabula Episcopo. Norwegian Typology Brochure, 2016, https://episcopo.eu/fileadmin/tabula/public/docs/brochure/NO_TABULA_TypologyBrochure_NTNU.pdf (accessed June 20, 2021).
- (63) Bocco Guarneri, A. Architect Werner Schmidt's Straw-Bale Construction. *Key Eng. Mater.* **2014**, *600*, 727–738.
- (64) Sharma, B.; Gato, A.; Bock, M.; Mulligan, H.; Ramage, M. Engineered Bamboo: State of the Art. *Proc. Inst. Civ. Eng.: Constr. Mater.* **2015**, *168*, 57–67.
- (65) Wimmers, G. Wood: a construction material for tall buildings. *Nat. Rev. Mater.* **2017**, *2*, 17051.
- (66) Duque-Lazo, J.; Navarro-Cerrillo, R. M.; Ruiz-Gómez, F. J. Assessment of the Future Stability of Cork Oak (*Quercus Suber* L.) Afforestation under Climate Change Scenarios in Southwest Spain. *For. Ecol. Manage.* **2018**, *409*, 444–456.
- (67) Marques, B.; Tadeu, A.; António, J.; Almeida, J.; de Brito, J. Mechanical, Thermal and Acoustic Behaviour of Polymer-Based Composite Materials Produced with Rice Husk and Expanded Cork by-Products. *Constr. Build. Mater.* **2020**, *239*, 117851.

(68) Röck, M.; Hollberg, A.; Habert, G.; Passer, A. LCA and BIM: Visualization of Environmental Potentials in Building Construction at Early Design Stages. *Build. Environ.* **2018**, *140*, 153–161.

(69) Cavaliere, C.; Habert, G.; Dell’Osso, G. R.; Hollberg, A. Continuous BIM-Based Assessment of Embodied Environmental Impacts throughout the Design Process. *J. Clean. Prod.* **2019**, *211*, 941–952.

(70) Orr, J.; Drewniok, M. P.; Walker, I.; Ibell, T.; Copping, A.; Emmitt, S. Minimising Energy in Construction: Practitioners’ Views on Material Efficiency. *Resour. Conserv. Recycl.* **2019**, *140*, 125–136.