

Measurement of the integrated and differential $t\bar{t}$ production cross sections for high- p_T top quarks in pp collisions at $\sqrt{s}=8$ TeV

Journal Article

Author(s):

CMS Collaboration; Khachatryan, Vardan; Bachmair, Felix; Bäni, Lukas; Bianchini, Lorenzo; Casal, Bruno; Dissertori, Günther; Dittmar, Michael; Donegà, Mauro; Eller, Paul; Grab, Christoph; Heidegger, Constantin; Hits, Dmitry; Hoss, Jan; Kasieczka, Gregor; Lecomte, Pierre; Lustermann, Werner; Mangano, Boris; Marionneau, Matthieu; Martinez Ruiz del Arbol, Pablo; Masciovecchio, Mario; Meinhard, Maren T.; Meister, Daniel; Micheli, Francesco; Musella, Pasquale; Nessi-Tedaldi, Francesca; Pandolfi, Francesco; Pata, Joosep; Pauss, Felicitas; Perrin, Gaël; Perrozzi, Luca; Quitnat, Milena; Rossini, Marco; Schönenberger, Myriam; Starodumov, Andrey; Takahashi, Maiko; Tavolaro, Vittorio R.; Theofilatos, Konstantinos; Wallny, Rainer; et al.

Publication date:

2016-10

Permanent link:

<https://doi.org/10.3929/ethz-b-000164608>

Rights / license:

[Creative Commons Attribution 3.0 Unported](#)

Originally published in:

Physical Review D 94(7), <https://doi.org/10.1103/PhysRevD.94.072002>

Measurement of the integrated and differential $t\bar{t}$ production cross sections for high- p_T top quarks in pp collisions at $\sqrt{s} = 8$ TeV

V. Khachatryan *et al.**

(CMS Collaboration)

(Received 30 April 2016; published 12 October 2016)

The cross section for pair production of top quarks ($t\bar{t}$) with high transverse momenta is measured in pp collisions, collected with the CMS detector at the LHC with $\sqrt{s} = 8$ TeV in data corresponding to an integrated luminosity of 19.7 fb^{-1} . The measurement is performed using lepton + jets events, where one top quark decays semileptonically, while the second top quark decays to a hadronic final state. The hadronic decay is reconstructed as a single, large-radius jet, and identified as a top quark candidate using jet substructure techniques. The integrated cross section and the differential cross sections as a function of top quark p_T and rapidity are measured at particle level within a fiducial region related to the detector-level requirements and at parton level. The particle-level integrated cross section is found to be $\sigma_{t\bar{t}} = 0.499 \pm 0.035(\text{stat} + \text{syst}) \pm 0.095(\text{theo}) \pm 0.013(\text{lumi})$ pb for top quark $p_T > 400$ GeV. The parton-level measurement is $\sigma_{t\bar{t}} = 1.44 \pm 0.10(\text{stat} + \text{syst}) \pm 0.29(\text{theo}) \pm 0.04(\text{lumi})$ pb. The integrated and differential cross section results are compared to predictions from several event generators.

DOI: [10.1103/PhysRevD.94.072002](https://doi.org/10.1103/PhysRevD.94.072002)

I. INTRODUCTION

Measurements of top quark pair ($t\bar{t}$) production cross sections provide crucial information for testing the standard model (SM) and the accuracy of predictions from Monte Carlo (MC) generators. The CMS [1] and ATLAS [2] Collaborations at the CERN LHC have previously measured the differential $t\bar{t}$ cross sections at $\sqrt{s} = 7$ and 8 TeV as a function of transverse momentum (p_T) and other kinematic properties of the top quarks and the overall $t\bar{t}$ events [3–9]. These measurements use events where each parton from the top quark decay is associated with a distinct jet. However, when top quarks are produced with large Lorentz boosts, their decays are often collimated and the final decay products may be merged. For a top quark with a Lorentz boost of $\gamma = E/m$, where E is the energy and m the mass of the top quark, the angle ΔR in radians between the W boson and the b quark from the top quark decay is approximately $\Delta R = 2/\gamma$. In this paper, a measurement of the $t\bar{t}$ production cross section is presented utilizing jet substructure techniques to enhance sensitivity in the kinematic region with high- p_T top quarks. Accurate modeling of the boosted top quark regime is important as it is sensitive to many physics processes beyond the SM, as discussed, for example, in Ref. [10].

This paper presents the first CMS measurement of the $t\bar{t}$ production cross section in the boosted regime. The cross

section is measured as a function of the top quark transverse momentum (p_T^t) and rapidity (y^t) for $p_T^t > 400$ GeV, corresponding to the upper p_T range covered by the CMS measurement in Ref. [4]. A dedicated measurement of $t\bar{t}$ production in the boosted regime has recently been reported by the ATLAS Collaboration [11].

The analysis is performed for events in lepton + jets final states where one top quark decays according to $t \rightarrow Wb \rightarrow \ell\nu b$, with ℓ denoting an electron or a muon, and the second top quark decays to quarks ($t \rightarrow Wb \rightarrow q\bar{q}'b$). Lepton + jets final states originating from W boson decays to τ leptons ($t \rightarrow Wb \rightarrow \tau\nu b \rightarrow \ell\bar{\nu}\nu b$) are treated as background. The boosted top quark that decays to a hadronic final state is reconstructed as a single, large-radius (large- R) jet. Jet substructure techniques similar to those used in Refs. [12,13] are applied to identify those large- R jets originating from top quarks (t -tagged jets). A maximum-likelihood fit is performed to extract the background normalizations, the t tagging efficiency, and the integrated $t\bar{t}$ production cross section for $p_T^t > 400$ GeV. The results are presented at the particle level in a fiducial region similar to the event selection criteria to minimize the dependence on theoretical input, and fully corrected to the parton level. Differential $t\bar{t}$ cross sections are also measured at the particle (parton) level as a function of the t -tagged jet (top quark) p_T and y after subtracting the background contributions and correcting for inefficiencies and bin migrations.

II. THE CMS DETECTOR, EVENT RECONSTRUCTION, AND EVENT SAMPLES

The CMS detector [1] is a general-purpose detector that uses a silicon tracker, a finely segmented lead tungstate

*Full author list given at the end of the article.

Published by the American Physical Society under the terms of the *Creative Commons Attribution 3.0 License*. Further distribution of this work must maintain attribution to the author(s) and the published article's title, journal citation, and DOI.

crystal electromagnetic calorimeter (ECAL), and a brass and scintillator hadron calorimeter (HCAL). These sub-detectors have full azimuthal coverage and are contained within the bore of a superconducting solenoid that provides a 3.8 T axial magnetic field. Charged particles are reconstructed in the tracker, covering a pseudorapidity [1] range of $|\eta| < 2.5$. The surrounding ECAL and HCAL provide coverage for photon, electron, and jet reconstruction for $|\eta| < 3$. Muons are measured in gas-ionization detectors embedded in the steel flux-return yoke outside the solenoid. Events are reconstructed using the particle-flow algorithm [14,15], which identifies each particle with an optimized combination of all subdetector information. The missing transverse momentum vector \vec{p}_T^{miss} is defined as the projection on the plane perpendicular to the beams of the negative vector sum of the momenta of all reconstructed particles in an event. Its magnitude is referred to as E_T^{miss} . A more detailed description of the CMS detector, together with a definition of the coordinate system used and the relevant kinematic variables, can be found in Ref. [1].

The measurement is performed using the CMS data recorded at $\sqrt{s} = 8$ TeV, corresponding to an integrated luminosity of $19.7 \pm 0.5 \text{ fb}^{-1}$ [16]. For the $e + \text{jets}$ channel, data are collected with a trigger requiring an electron with $p_T > 30$ GeV and $|\eta| < 2.5$, at least one jet with $p_T > 100$ GeV, and at least one additional jet with $p_T > 25$ GeV. For the $\mu + \text{jets}$ channel, the trigger demands a muon with $p_T > 40$ GeV and $|\eta| < 2.1$, with no jet requirements. At the trigger level, the leptons are not required to be isolated.

Simulated events are used to estimate the efficiency to reconstruct the $t\bar{t}$ signal, evaluate the systematic uncertainties, and model most of the background contributions. Samples of $t\bar{t}$ and electroweak single top quark events are generated using the next-to-leading-order (NLO) MC generator POWHEG (v. 1.0) [17–21], while W boson production in association with jets is generated with the leading-order (LO) generator MADGRAPH (v. 5.1.3.30) [22]. Additional $t\bar{t}$ samples, generated using MADGRAPH and the NLO generator MC@NLO (v. 3.41) [23], are used for comparison with POWHEG. The MC@NLO production is interfaced to HERWIG (v. 6.520, referred to as HERWIG6 in the following) [24] for parton showering, while all other generators are interfaced to PYTHIA (v. 6.426, referred to as PYTHIA6) [25]. For the samples produced with MADGRAPH, the MLM prescription [26] is applied for matching of matrix-element jets to parton showers. The most recent PYTHIA Z2* tune is used. It is derived from the Z1 tune [27], which uses the CTEQ5L parton distribution function (PDF) set, whereas Z2* adopts CTEQ6L [28]. The POWHEG $t\bar{t}$ and single top quark samples are generated using the CT10 next-to-next-to-leading-order (NNLO) [29] PDFs, while the MC@NLO $t\bar{t}$ sample uses the NLO CTEQ6M [28] PDF set. The LO CTEQ6L1 [28] PDF set is used for the

MADGRAPH $t\bar{t}$ and $W + \text{jets}$ samples. All generated events are propagated through a simulation of the CMS detector based on GEANT4 (v. 9.4) [30].

The simulated events are corrected to match the conditions observed in data. All simulated events are reweighted to reproduce the distribution of the number of primary vertices that arises from additional pp interactions within the same or neighboring bunch crossings (pileup), as measured in data. The jet energy resolution is corrected by scaling the difference between the generated and the reconstructed jet momentum so that the resolution matches that observed in data [31]. Lepton trigger and identification efficiencies are also corrected for differences between data and simulation. Jet energy corrections are obtained from the simulation and further corrections are applied to data from *in situ* measurements using the energy balance in dijet and photon + jet events [31]. The contribution to the jet energy in data from pileup is removed using the area-based subtraction technique outlined in Ref. [32], augmented by corrections from data as a function of the jet η , as described in Ref. [31].

III. EVENT SELECTION

Jet clustering is performed with the FASTJET package (v. 3.1) [33]. Two jet clustering algorithms are used in the measurement. The anti- k_T algorithm [34] with a distance parameter $R = 0.5$ is used to reconstruct jets that are hereafter referred to as small- R jets. Lepton candidates that are found within $\Delta R < 0.5$ of a jet, where $\Delta R = \sqrt{(\Delta\eta)^2 + (\Delta\phi)^2}$ and $\Delta\eta$ and $\Delta\phi$ are the pseudorapidity and azimuthal angle (in radians) differences between the direction of the lepton and the jet, are subtracted from the jet four-vector to avoid including such leptons within jets. The small- R jets are required to have $p_T > 30$ GeV and $|\eta| < 2.4$. Small- R jets that are identified as originating from a bottom (b) quark through the use of an algorithm that combines secondary-vertex and track-based lifetime information [35,36] are classified as being b tagged. The algorithm working point used has an efficiency for tagging a b jet of $\approx 65\%$, while the probability to misidentify light-flavor jets as b jets is $\approx 1.5\%$. The secondary-vertex mass of the b -tagged jet (m_{vtx}) is defined as the invariant mass of the tracks associated with the secondary vertex, assuming that each particle has the pion mass. Jets that are b tagged are also required to have a secondary vertex (resulting in a small change in the efficiency). Differences in b tagging efficiency and misidentification rates between data and simulated events are accounted for through scale factors applied to the simulation.

The second jet clustering algorithm is the Cambridge–Aachen (CA) algorithm [37,38], used to reconstruct large- R jets with a distance parameter $R = 0.8$. These jets are required to have $p_T > 400$ GeV, where this lower p_T bound is set such that the top quark decay products are

typically fully merged for $R = 0.8$. The kinematics of the large- R jet is used for the p_T^t and y^t measurements.

The CMS top quark tagging algorithm [39], using large- R jets as input, is employed in this measurement to identify top quark candidates decaying hadronically. The algorithm begins by identifying subjets through recursive declustering of the original large- R jet, reversing the clustering sequence of the CA algorithm. First, the last clustering step is reversed, splitting the large- R jet j , with transverse momentum denoted as p_T^j , into two subjets j_1 and j_2 , with transverse momenta $p_T^{j_1}$ and $p_T^{j_2}$. If the two subjets satisfy $\Delta R(j_1, j_2) > 0.4 - 0.0004 p_T^j$, with p_T^j in GeV, they are passed to the next step of the algorithm; if not, they are reclustered and the parent is labeled as a hard subjet. Each subjet is required to satisfy $p_T^{j_i} > 0.05 p_T^j$; otherwise, the subjet is discarded. A secondary decomposition is next applied to the subjet(s), identifying up to a maximum of four hard subjets.

The large- R jet that is identified as a t jet candidate is required to contain at least three subjets, corresponding to the presumed b , q , and \bar{q}' fragmentation products. In addition, the minimum pairwise invariant mass of the three subjets of highest p_T is required to be greater than 50 GeV, as expected for the $t \rightarrow Wb$ decay, and the total jet invariant mass m_j is required to be consistent with the top quark mass by demanding $140 < m_j < 250$ GeV. Large- R jets which fulfill these requirements are labeled as t -tagged jets. The cumulative efficiency for these t tagging requirements is about 25% for $|\eta| < 1.0$ and 13% for $1.0 < |\eta| < 2.4$ [39]. The difference in the t tagging efficiency between data and simulation is accounted for through a scale factor applied to the simulation that is derived using a maximum-likelihood fit.

Electrons [40] and muons [41] must have, respectively, $p_T > 35$ GeV and 45 GeV, and $|\eta| < 2.5$ and 2.1, where the differences are a consequence of the requirements on the respective lepton triggers. Since leptons from high- p_T top quark decays are often emitted close to their accompanying b jets, they may not be well-isolated. To reject background contributions from jets misidentified as leptons, the leptons must pass a two-dimensional (2D) selection, requiring either $\Delta R(\ell, \text{closest small} - R \text{ jet}) > 0.5$ or $p_T^{\text{rel}} > 25$ GeV, where p_T^{rel} is the component of the lepton p_T perpendicular to the axis of the closest small- R jet. An additional criterion is applied in the electron channel to further reduce the multijet background contribution from mismeasured jets. The requirement ensures that \vec{p}_T^{miss} does not point parallel to the direction of either the electron (e) or the highest- p_T jet (j) for low- E_T^{miss} events: $|\Delta\phi(\{e \text{ or } j\}, \vec{p}_T^{\text{miss}}) - 1.5| < E_T^{\text{miss}}/50$ GeV. Events that contain more than one lepton with $p_T > 20$ GeV and $|\eta| < 2.5$ (2.1) for electrons (muons) are rejected.

Events selected for the analysis must contain exactly one electron or muon, at least one small- R jet near the lepton

($\Delta R(\ell, \text{jet}) < \pi/2$, referred to as the leptonic side), and one large- R jet away from the lepton ($\Delta R(\ell, \text{jet}) > \pi/2$, referred to as the hadronic side). These events are next separated into three exclusive event categories with different signal and background admixtures: “0t”, “1t + 0b”, and “1t + 1b”. The 0t events are defined by requiring that no hadronic-side jet pass the t tagging selection. For the 1t + 0b events, the hadronic-side jet must pass the t tagging selection, and no leptonic-side jets can be b tagged. The third category of 1t + 1b events must contain both a hadronic-side t -tagged jet and a leptonic-side b -tagged jet. The 0t sample is dominated by background events, primarily from $W + \text{jets}$ production, while the signal and background yields for the 1t + 0b sample are expected to be of comparable size. The 1t + 1b sample is dominated by signal events.

IV. BACKGROUND ESTIMATION

The dominant sources of background are single top quark production (primarily from the Wt channel), $W + \text{jets}$ production, and multijet production. In addition, $t\bar{t}$ events with decays to $\tau + \text{jets}$ (resulting in either hadronic or leptonic final states) or any other than $e/\mu + \text{jets}$ final states are treated as background in the measurement, and hereafter referred to as “ $t\bar{t}$ other”. Other sources of background, including diboson, $Z + \text{jets}$, WH , and $t\bar{t}W/Z$ production, were found to be negligible. All background normalizations are extracted through a maximum-likelihood fit discussed in Section VI, while the signal and all background distributions are modeled using simulation, except multijet production, which is obtained from data. The $t\bar{t}$ other contribution is constrained to have the same relative normalization as the $t\bar{t}$ signal in the likelihood fit.

The background from multijet production is estimated using control samples in data. Multijet templates for each event category (0t, 1t + 0b, 1t + 1b) are extracted using control samples, defined by inverting the 2D lepton-jet separation requirement and subtracting residual contributions (corresponding to 3–15% of events in the control samples) from $t\bar{t}$, single top quark, and $W + \text{jets}$ events. An initial multijet background normalization is obtained for each event category from a fit of multijet and other signal and background templates to the E_T^{miss} distribution in data.

V. SYSTEMATIC UNCERTAINTIES

Systematic uncertainties in the measurement arise from reconstruction and detector resolution effects, background estimation, and theoretical uncertainty in the modeling of signal. The dominant experimental uncertainty is the uncertainty in the t tagging efficiency. The different sources of systematic uncertainty are described in detail below.

The uncertainty in the t tagging efficiency and the corresponding data-to-simulation correction factor are evaluated in Ref. [39]. Since there is a large overlap

between those events and events in the signal region in this measurement, and since the t tagging efficiency is strongly anticorrelated with the $t\bar{t}$ cross section measurement, the t tagging efficiency and its uncertainty are determined simultaneously with the cross section (see Sec. VI A). The resulting efficiency is in agreement with the previous measurement [39].

The uncertainties in jet energy scale are estimated by changing the jet energy as a function of jet p_T and η by ± 1 standard deviation [31]. These uncertainties, which include differences in jet response between light- and heavy-flavor jets, have been measured for anti- k_T jets with distance parameters of $R = 0.5$ and 0.7 , but not for $R = 0.8$ CA jets. The response of the $R = 0.8$ CA jets is estimated in simulation to be within 1% of the response of $R = 0.7$ anti- k_T jets. This is checked by comparing the reconstructed W boson mass in data and simulation in moderately boosted $t\bar{t}$ events (outside of the signal region). An additional 1% uncertainty is used to account for the small differences observed in these studies. The jet energy scale uncertainties for $R = 0.5$ and $R = 0.8$ jets are treated as fully correlated.

The jet energy resolution is known to be about 10% worse in data than in simulation, and the resolution is therefore adjusted in simulation, using smearing factors in bins of jet η [31]. An associated systematic uncertainty is obtained by rescaling the resolution smearing in simulation by ± 1 standard deviation. This corresponds to changes in the smearing of about $\pm(2.4-5.0)\%$, depending on η . The effect of jet mass scale and jet mass resolution were found to be very small compared to those from the jet energy. These are accounted for with the data-to-simulation correction factor.

The uncertainties associated with the jet energy scale and resolution are propagated to the estimation of the E_T^{miss} . The uncertainty in the modeling of the large- R jet mass, which was measured in Ref. [42], is also accounted for through propagating the jet energy uncertainties to the full jet four-vector.

In addition to uncertainties in the distributions, we also consider several normalization uncertainties affecting the signal yield. The uncertainties in background yields are taken into account in the combined signal-and-background maximum-likelihood fit by changing the W + jets, single top quark, and multijet normalizations, assuming conservative log-normal prior uncertainties of $\pm 50\%$, $\pm 50\%$, and $\pm 100\%$, respectively. The background normalizations are constrained in the maximum-likelihood fit, and corresponding background uncertainties extracted as the ± 1 standard deviation uncertainties in the fit. In addition, the statistical uncertainty resulting from the finite sizes of the simulated samples are included. The uncertainty in the measurement of the integrated luminosity of $\pm 2.6\%$ [16] is also included.

The uncertainty in the pileup modeling is evaluated by varying the total inelastic pp cross section used in the

simulation within its uncertainty of $\pm 5\%$ [43]. The resulting uncertainty in the cross section measurements is less than 1%.

Systematic uncertainties from the lepton trigger and corrections to the lepton identification efficiencies that are applied to all simulated events contribute negligibly to the uncertainty in the cross section measurement. This includes the lepton η dependence of these uncertainties. The uncertainty in the b tagging efficiency [35,36] is also considered, but has a negligible impact on the final result since the measurements are performed by combining events in the $1t + 0b$ and $1t + 1b$ event categories. Uncertainties pertaining to the modeling of the secondary-vertex mass, which is one of the variables used in the maximum-likelihood fit, are negligible compared to the statistical uncertainty in the sample.

Theoretical uncertainties in the modeling of the $t\bar{t}$ events originate from the choice of PDF and renormalization and factorization (μ_R and μ_F) scales, whose nominal values are chosen to be equal to the momentum transfer Q in the hard scattering, given by $Q^2 = m_{\text{top}}^2$, where the summation runs over all final-state partons in the event. The uncertainty in the modeling of the hard-scattering process is evaluated using samples where the renormalization and factorization scales are simultaneously changed up ($2Q$) or down ($Q/2$). The uncertainty from the PDF is evaluated using the up and down eigenvector outputs from the NNLO PDF sets CT10 [29], MSTW 2008 [44], and NNPDF2.3 [45], following the PDF4LHC prescription [46,47]. An additional theoretical uncertainty is assigned to account for the choice of event generator and parton shower algorithm in extracting the integrated and differential cross sections, evaluated using MC@NLO+HERWIG6 (see Secs. VI A and VI C).

VI. CROSS SECTION MEASUREMENTS

The $t\bar{t}$ signal yield, background normalizations, and t tagging efficiency are extracted simultaneously using a binned, extended maximum-likelihood fit to different templates of several kinematic variables described below. First, the fit is used to determine the integrated $t\bar{t}$ cross section for $p_T^t > 400$ GeV, providing a simultaneous measurement of the cross section with nuisance parameters and constraints on the background yields in the data. The results are then used to obtain the differential $t\bar{t}$ cross section as a function of p_T^t and y^t . The cross sections are presented at both the particle and parton levels.

A. Maximum-likelihood fit

Three exclusive event categories are used in the maximum-likelihood fit ($0t$, $1t + 0b$, $1t + 1b$), as defined in Section III. The lepton $|\eta|$ is used as the discriminant for events in the $0t$ and $1t + 0b$ categories, while m_{vtx} is used to discriminate $t\bar{t}$ events ($t\bar{t}$ signal and $t\bar{t}$ other are constrained to the same relative normalization in the fit) from non- $t\bar{t}$

background in the 1t + 1b event category. The electron and muon channels are fitted separately, yielding a total of six categories. The maximum-likelihood fit is performed within the THETA framework [48].

Background normalizations and experimental systematic uncertainties are treated as nuisance parameters in the fit, three of which are built into the model as uncertainties in the input distributions, these being the jet energy scale, jet energy resolution, and t tagging efficiency. The event categories for the fit are designed such that the t tagging efficiency is constrained by the relative populations of events in the different categories. The $t\bar{t}$ cross section and the background normalizations are therefore correlated with these variables. The strongest correlation with the $t\bar{t}$ cross section is the t tagging efficiency. A log-normal prior constraint is used for each nuisance parameter that corresponds to a normalization uncertainty, while uncertainties based on the form of the distributions are modeled with a Gaussian prior for the nuisance parameter, which is used to interpolate between the nominal and shifted templates. The $e + \text{jets}$ and $\mu + \text{jets}$ events use common nuisance parameters for all systematic uncertainties and background normalizations, except for multijet backgrounds, which are taken as independent of each other. The total fitted uncertainties in the background yields are 46% for single top quark, 7.5% for $t\bar{t}$ other, 6.8% for $W + \text{jets}$ production, and 47% and 17%, respectively, for the muon and electron multijet backgrounds.

A correction factor to account for small differences in the t tagging efficiency between data and simulation is also determined through the maximum-likelihood fit. While the dependence of this efficiency correction on the t jet η is taken from Ref. [39], an additional uncertainty to account for a potential dependence of p_T^t is evaluated by performing separate fits for events with $p_T^t < 600 \text{ GeV}$ and $> 600 \text{ GeV}$. All other nuisance parameters are required to be the same in both p_T^t regions for this check. An additional uncertainty of 17% is assigned for $p_T^t > 600 \text{ GeV}$ to account for the p_T dependence, resulting in a total uncertainty in the t tagging efficiency of $\pm 5\%$ ($\pm 18\%$) for $p_T^t < 600$ (> 600) GeV.

The measured normalizations in the signal and background yields, as determined from the maximum-likelihood fit, are given, together with the number of observed events in data, in Table I. The electron and muon channels are shown separately. The quoted uncertainties are from the total fit, and include the statistical components, but not the theoretical uncertainties in the $t\bar{t}$ signal. The total signal and background yields are consistent with the observed number of events in the data within about one standard deviation.

The distributions in $|\eta|$ and m_{vtx} after the combined maximum-likelihood fit to $e + \text{jets}$ and $\mu + \text{jets}$ events are shown in Fig. 1, comparing the fitted values of the model to the data from each of the fitted categories (0t, 1t + 0b, 1t + 1b). The uncertainty bands show the combined fitted

TABLE I. Predicted numbers of signal and background events, as well as the total yield, together with the observed number of events in data, are shown after the combined maximum-likelihood fit for the $e + \text{jets}$ (top) and $\mu + \text{jets}$ (bottom) categories. The uncertainties include the statistical component from the fit, but not the theoretical uncertainties in the $t\bar{t}$ signal. The uncertainties in the sum of backgrounds and the total yield are determined neglecting correlations for presentational purposes, although the full likelihood with correlations is used to compute the uncertainties in the measurements of the cross section.

Sample	Number of events ($e + \text{jets}$)		
	0t	1t + 0b	1t + 1b
$t\bar{t}$ signal	1560 ± 120	289 ± 22	226 ± 17
$t\bar{t}$ other	458 ± 34	40.0 ± 3.0	30.1 ± 2.3
Single t	260 ± 120	11.6 ± 5.3	3.2 ± 1.5
$W + \text{jets}$	3670 ± 250	130 ± 9	2.7 ± 0.2
Multijet	760 ± 130	68 ± 11	10.5 ± 1.8
Total background	5140 ± 310	249 ± 16	46.5 ± 3.2
Signal + background	6700 ± 330	537 ± 27	273 ± 17
Data	6833	538	242

Sample	Number of events ($\mu + \text{jets}$)		
	0t	1t + 0b	1t + 1b
$t\bar{t}$ signal	1920 ± 140	359 ± 27	271 ± 20
$t\bar{t}$ other	478 ± 36	44.7 ± 3.4	29.7 ± 2.2
Single t	290 ± 140	14.4 ± 6.6	4.1 ± 1.9
$W + \text{jets}$	4790 ± 330	154 ± 11	3.9 ± 0.3
Multijet	360 ± 170	13.4 ± 6.3	7.6 ± 3.6
Total background	5920 ± 390	226 ± 14	45.3 ± 4.6
Signal + background	7840 ± 420	586 ± 31	317 ± 21
Data	7712	622	306

statistical and experimental systematic uncertainties in the signal and backgrounds, added in quadrature neglecting correlations for presentational purposes, although the full likelihood with correlations is used to compute the uncertainties in the measurements of the cross section. The p_T and y distributions of the hadronic-side, large- R jet are shown for each category in Fig. 2. These figures show the data, together with the signal and background yields from simulation (or, for multijet background, from data enhanced with multijet events), using the normalizations from the fit, as well as the ratio of the data to the total fit. Since the p_T^t and y^t variables are not used in the fit, the signal and background distributions in Fig. 2 are taken from simulation (or the data sideband for the multijet background). In extracting the differential cross sections, these distributions are used for the backgrounds, while the signal is taken from the data after subtracting the background contributions.

B. Integrated $t\bar{t}$ cross section measurement

The measurement at the particle level is defined within a fiducial region designed to closely match the event

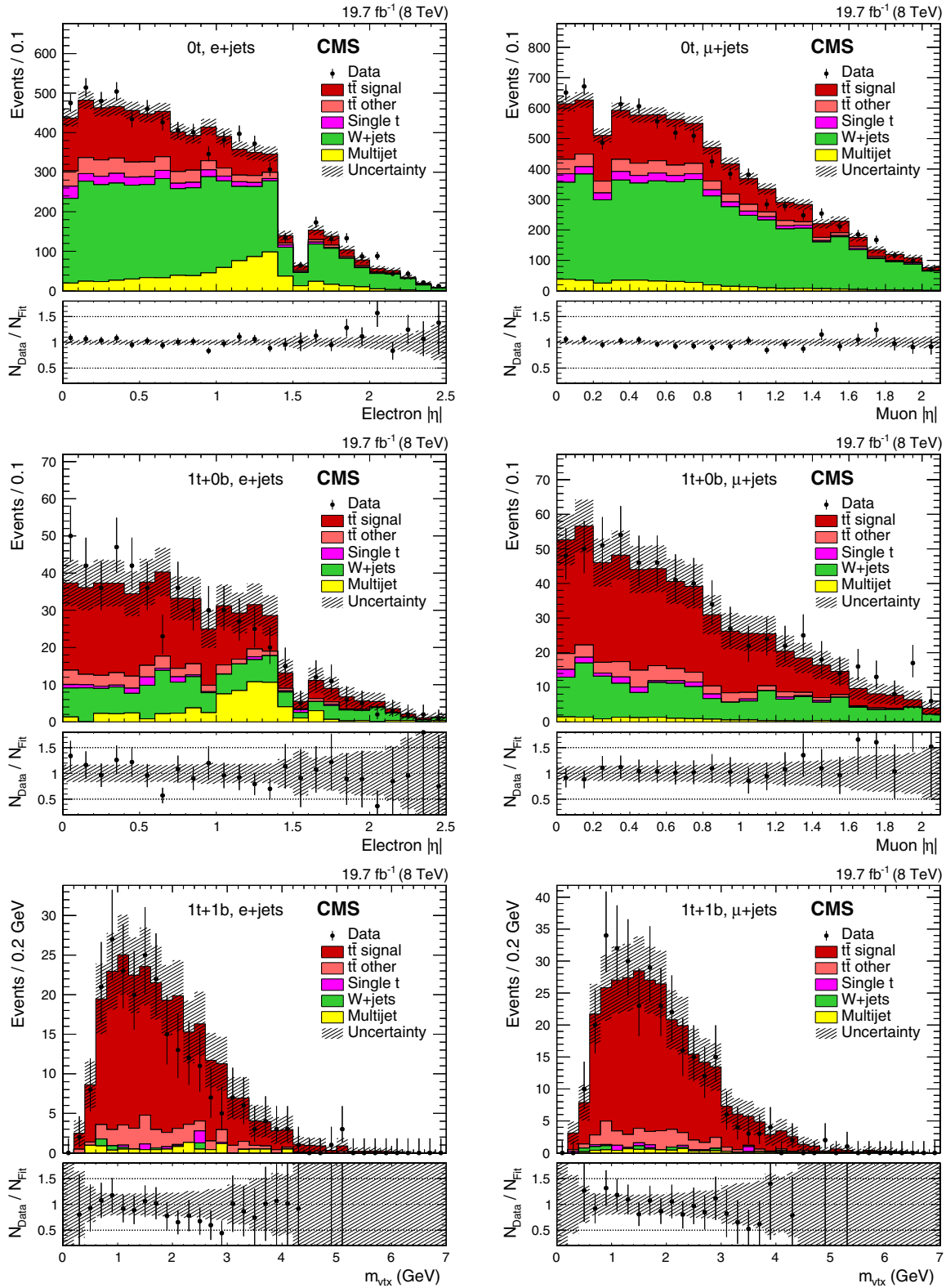


FIG. 1. Lepton $|\eta|$ and m_{vtx} distributions from data (points) and for signal and background sources (histograms) with normalizations from the fit for the $0t$ (top), $1t + 0b$ (middle), and $1t + 1b$ (bottom) event categories, for the $e + \text{jets}$ (left column) and $\mu + \text{jets}$ (right column) channels. The vertical bars on the data points represent the statistical uncertainties. The shaded bands reflect the combined statistical and experimental systematic uncertainties after the fit to the signal and background yields, added in quadrature neglecting their correlations for presentational purposes. The ratios of data (N_{Data}) to the total prediction from the fit (N_{Fit}) are shown below each panel, along with the uncertainty band from the fit.

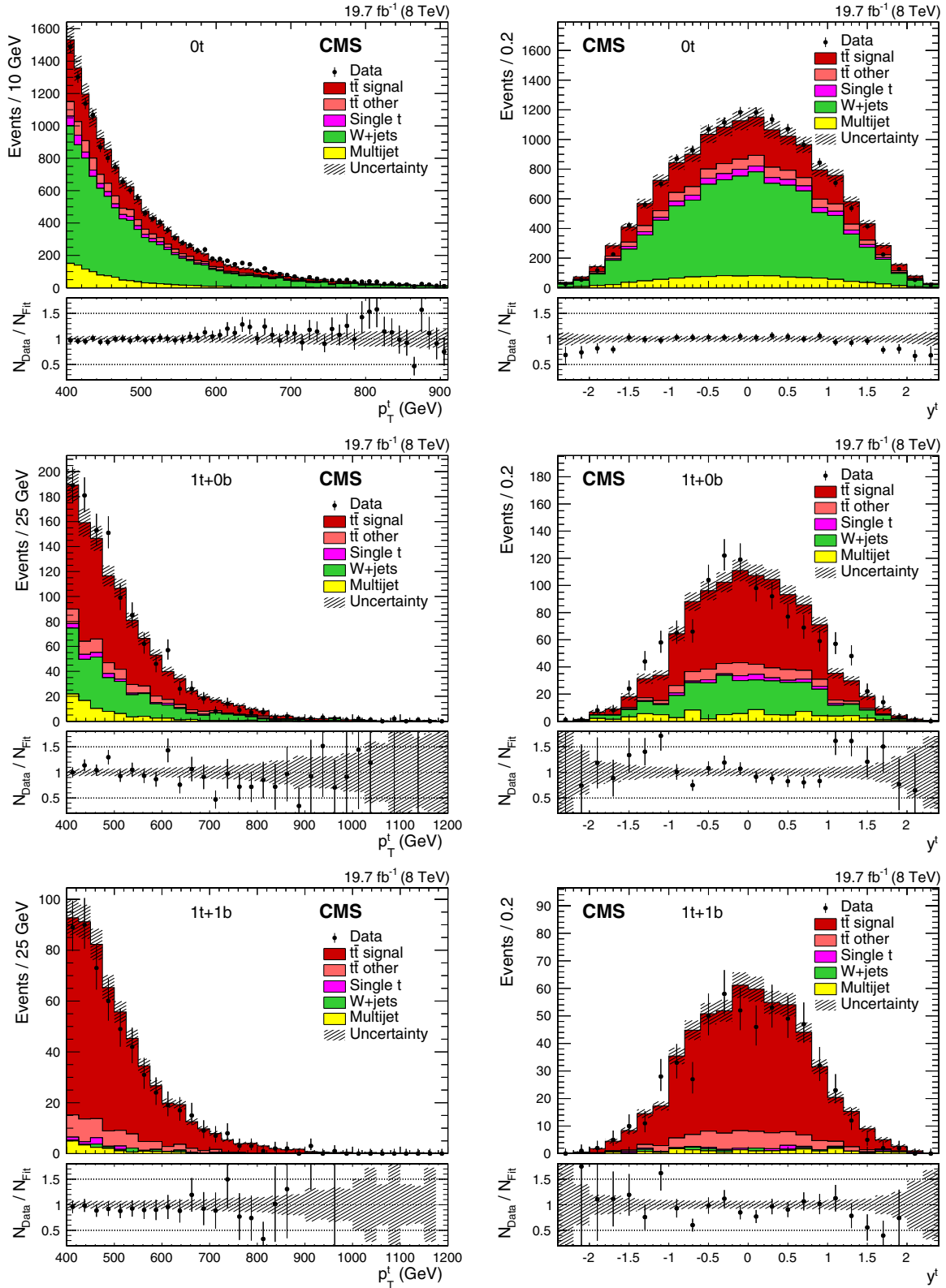


FIG. 2. Transverse momentum (left column) and rapidity (right column) distributions of the hadronic-side, large- R jet for the $0t$ (top), $1t + 0b$ (middle), and $1t + 1b$ (bottom) event categories, combining the $e + \text{jets}$ and $\mu + \text{jets}$ channels. The data are compared to the total signal and background yields using normalizations from the maximum-likelihood fit. The vertical bars represent the statistical uncertainties in the signal and background yields added in quadrature, without the uncertainties based on the form of the distributions, and neglecting their correlations for presentational purposes. The shaded bands reflect the combination of the statistical and post-fit systematic uncertainties in the signal and background yields added in quadrature, without the uncertainties based on the form of the distributions, and neglecting their correlations for presentational purposes. The ratios of data (N_{Data}) to the total prediction from the fit (N_{Fit}) are shown below each panel, along with the uncertainty band from the fit.

selections in the detector and minimize the dependence on theoretical input. The measurement at the parton level is defined relative to the top and antitop quarks before they decay, but after they radiate any gluons.

The POWHEG+PYTHIA6 simulation is used to determine the acceptance for the particle-level and parton-level selections and to obtain the predicted cross section values. The following particle-level selections are used to define the fiducial region in the simulation:

- (i) One electron or muon with $p_T > 45$ GeV (computed prior to any potential photon radiation) and $|\eta| < 2.1$.
- (ii) At least one anti- k_T ($R = 0.5$) jet with $0.1 < \Delta R(\ell, \text{jet}) < \pi/2$, $p_T > 30$ GeV, and $|\eta| < 2.4$.
- (iii) At least one CA ($R = 0.8$) jet with $\Delta R(\ell, \text{jet}) > \pi/2$, $p_T > 400$ GeV, $140 < m_j < 250$ GeV, and $|\eta| < 2.4$.

Jets at the particle level in the simulation are formed from stable particles, excluding electrons, muons, and neutrinos. The cross section at parton level is measured for the region where the top or antitop quark that decays to quarks has $p_T > 400$ GeV. No other kinematic requirements are imposed.

The measurements at both the particle and parton levels are corrected for the branching fraction of $t\bar{t} \rightarrow e/\mu + \text{jets}$, determined from the $t\bar{t}$ simulation.

The integrated $t\bar{t}$ cross section is obtained from the $t\bar{t}$ signal yield in the maximum-likelihood fit. Uncertainties associated with the signal modeling are not included as nuisance parameters in the fit. These are instead evaluated through the difference in the signal acceptance from changes made in the μ_R and μ_F scales and PDF variations. The uncertainties from the choice of event generator and

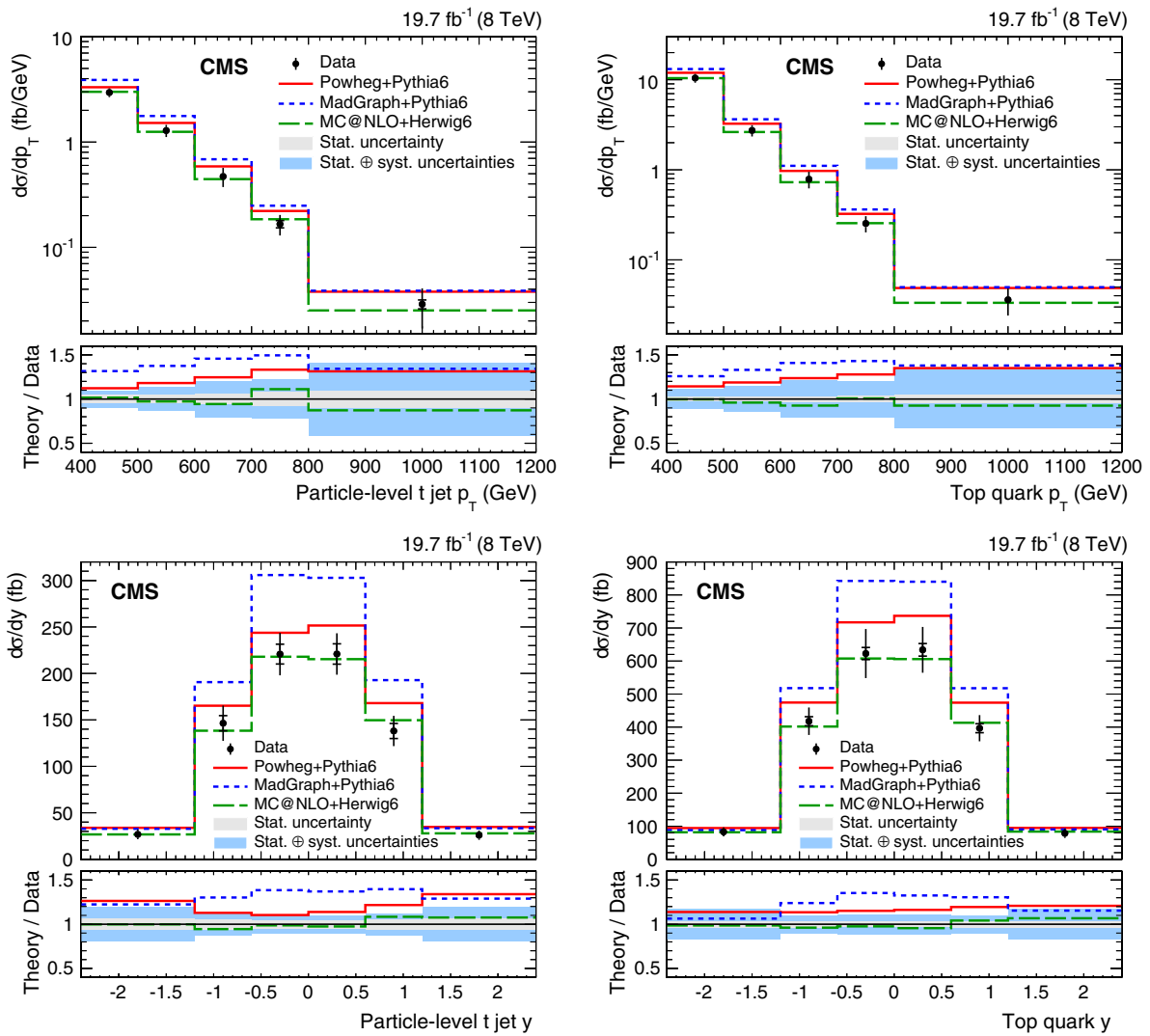


FIG. 3. Differential $t\bar{t}$ cross section in bins of particle-level t jet p_T (top left), parton-level top quark p_T (top right), particle-level t jet y (bottom left), and parton-level top quark y (bottom right), including all systematic uncertainties. The lower plots show the ratio of the theoretical predictions to the data. The statistical uncertainties are represented by the inner vertical bars with ticks and the light bands in the ratios. The combined uncertainties are shown as full vertical bars and the dark solid bands in the ratios.

parton shower algorithm are also evaluated independently of the fit through the difference in the $t\bar{t}$ signal acceptance between the POWHEG+PYTHIA6 and MC@NLO+HERWIG6 predictions at the particle and parton levels.

The measurements of the integrated cross sections for $p_T^t > 400$ GeV are

$$\begin{aligned} \text{particle level : } \sigma_{t\bar{t}} &= 0.499 \pm 0.035(\text{stat} + \text{syst}) \\ &\quad \pm 0.095(\text{theo}) \pm 0.013(\text{lumi}) \text{ pb,} \\ \text{parton level : } \sigma_{t\bar{t}} &= 1.44 \pm 0.10(\text{stat} + \text{syst}) \\ &\quad \pm 0.29(\text{theo}) \pm 0.04(\text{lumi}) \text{ pb.} \end{aligned}$$

The theoretical uncertainties from the PDF, μ_R and μ_F scales, and choice of event generator and parton shower algorithm are, respectively, 9%, 9%, and 14% at the particle level, and 9%, 10%, and 15% at the parton level.

The measurements are compared to predictions from different $t\bar{t}$ simulations. Assuming the NNLO cross section of 252.9 pb [49] for the full phase space, the resulting POWHEG+PYTHIA6 cross section is 0.580 (1.67) pb at particle (parton) level. The ratio of the measured integrated $t\bar{t}$ cross

section for the high- p_T region to the value predicted by the POWHEG+PYTHIA6 simulation is 0.86 ± 0.16 (0.86 ± 0.19) for the particle (parton) level. Thus, the measurements and predictions are consistent within the total uncertainty, which is dominated by the theoretical uncertainty in the cross section extraction. The integrated cross sections are also extracted from the MADGRAPH+PYTHIA6 and MC@NLO+HERWIG6 simulations, again assuming the NNLO cross section for the full phase space, and are 0.675 (1.85) pb and 0.499 (1.42) pb at the particle (parton) level, respectively. The prediction from the MC@NLO+HERWIG6 simulation agrees well with the measured values, while the MADGRAPH+PYTHIA6 simulation overestimates the cross sections at both particle and parton levels.

C. Differential $t\bar{t}$ cross section measurements

The differential $t\bar{t}$ cross section is measured as a function of the p_T and y of the top quark that decays to a hadronic final state. The event sample from which the p_T and y distributions of the t jet candidates are extracted is defined by combining the signal-dominated $1t + 0b$ and $1t + 1b$ event categories. The observed number of $t\bar{t}$ events at

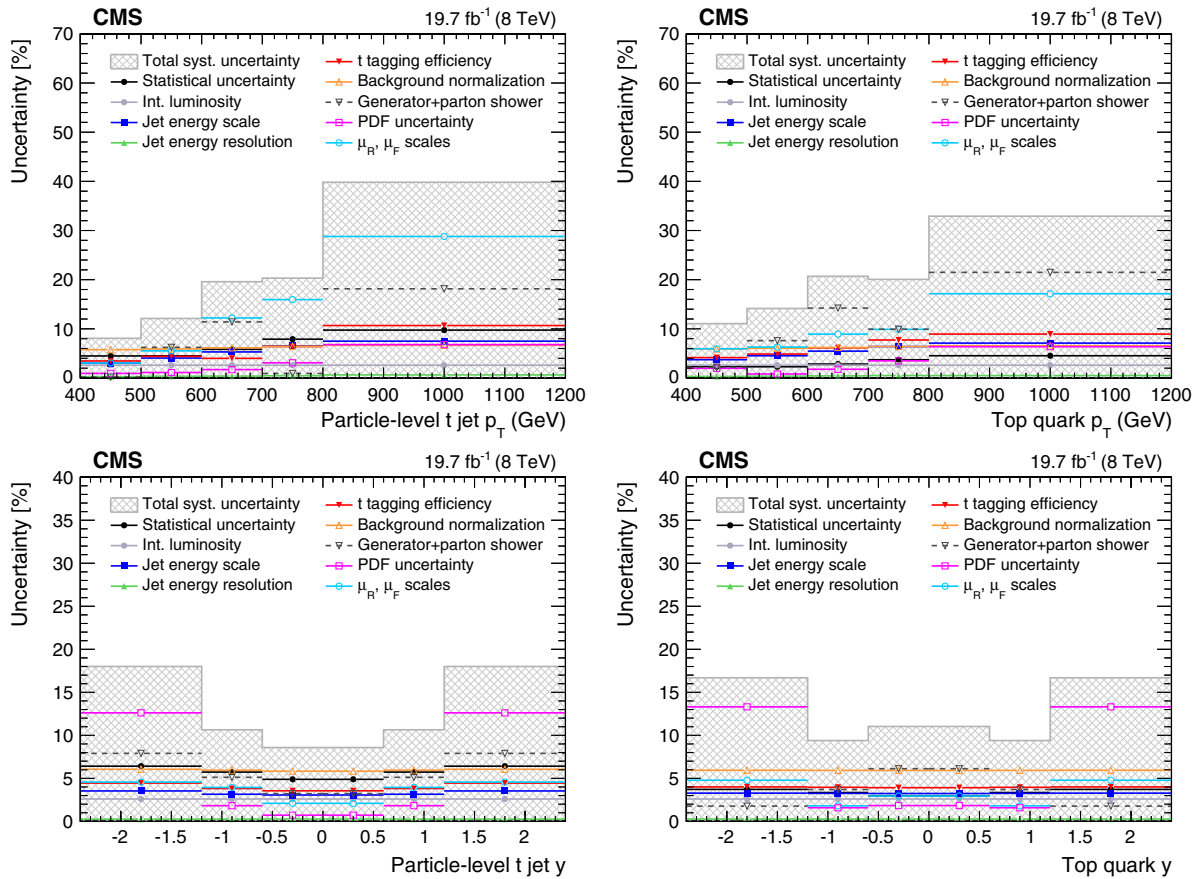


FIG. 4. Total systematic uncertainties (cross-hatched regions), as well as individual contributions and statistical-only uncertainties (points) in percent as a function of particle-level t jet p_T (top left), parton-level top quark p_T (top right), particle-level t jet y (bottom left), and parton-level top quark y (bottom right) for the differential cross section measurements. The horizontal bars on the points show the bin widths.

detector level is first extracted from data by subtracting the SM background contributions using the normalizations from the maximum-likelihood fit (shown in Table I). As a cross-check, it is verified that a small $t\bar{t}$ contribution added to the maximum-likelihood fit from a beyond-the-SM process, such as a 1%–2% contribution from $Z' \rightarrow t\bar{t}$ (corresponding to a signal cross section already excluded in Ref. [13]), has a negligible impact on the extracted SM backgrounds. We also verify that a small potential modification of the top quark rapidity has a minimal impact on the background normalizations that is well within the quoted background normalization uncertainties.

An unfolding procedure translates the observed number of $t\bar{t}$ events in bins of reconstructed p_T and y of the t jet candidate to a cross section in bins of particle- and parton-level top quark p_T^t and y^t . If more than large- R jet fulfills the particle-level selection in Sec. VI B, which occurs for < 1% of events, the one with highest p_T is chosen as the particle-level t jet. The unfolding accounts for all

reconstruction and detector efficiencies, detector resolution effects, and migrations of $t\bar{t}$ events across bins. The unfolding is performed using response matrices, determined with simulated POWHEG+PYTHIA6 $t\bar{t}$ events, using the singular-value-decomposition (SVD) method [50] in the ROOUNFOLD package [51].

The background-subtracted data are unfolded in two steps, first from detector level to particle level, and in a second step from particle level to parton level. Response matrices are created between the p_T and y of the reconstructed t jet candidate and the particle-level t jet, and between the particle-level t jet and the parton-level top quark. These response matrices are used to unfold the data and obtain the differential cross sections, after dividing by the bin width and correcting for the branching fraction of $t\bar{t} \rightarrow e/\mu + \text{jets}$. The unfolding is performed multiple times, repeating the procedure for each systematic change that affects the p_T^t or y^t distributions. The electron and muon channels are unfolded separately, and are then

TABLE II. Differential $t\bar{t}$ cross section in bins of p_T and y for the t jet at the particle level (top) and the top quark at parton level (bottom). The measurements are compared to predictions from the POWHEG+PYTHIA6, MADGRAPH+PYTHIA6, and MC@NLO+HERWIG6 simulations. The total relative uncertainty (Tot) in the measurements is separated into relative statistical (Stat), experimental (Exp), and theoretical (Th) components, all in percent.

$d\sigma/dp_T$ (fb/GeV) at particle level								
p_T (GeV)	Data	Stat (%)	Exp (%)	Th (%)	Tot (%)	POWHEG	MADGRAPH	MC@NLO
400–500	2.95	4.5	7.4	3.2	9.6	3.32	3.89	3.00
500–600	1.29	4.5	8.4	8.6	13	1.52	1.77	1.25
600–700	0.471	5.8	9.1	17	21	0.587	0.686	0.445
700–800	0.166	7.9	11	16	22	0.222	0.249	0.185
800–1200	0.029	9.7	15	37	41	0.038	0.039	0.025
y	$d\sigma/dy$ (fb) at particle level							
(–2.4, –1.2)	27	6.4	8.3	16	19	34	33	27
(–1.2, –0.6)	146	5.8	7.8	7.1	12	165	191	138
(–0.6, 0.0)	221	4.9	7.5	4.1	10	244	306	218
(0.0, 0.6)	221	4.9	7.5	4.1	10	252	303	215
(0.6, 1.2)	138	5.8	7.8	7.1	12	168	193	150
(1.2, 2.4)	26	6.4	8.3	16	19	35	33	28
$d\sigma/dp_T$ (fb/GeV) at parton level								
p_T (GeV)	Data	Stat (%)	Exp (%)	Th (%)	Tot (%)	POWHEG	MADGRAPH	MC@NLO
400–500	10.4	2.3	8.1	6.8	11	11.9	13.1	10.4
500–600	2.74	2.3	9.0	10	14	3.25	3.64	2.63
600–700	0.786	2.8	10	18	21	0.972	1.11	0.728
700–800	0.254	3.7	12	16	20	0.324	0.363	0.256
800–1200	0.036	4.5	13	30	33	0.049	0.050	0.033
y	$d\sigma/dy$ (fb) at parton level							
(–2.4, –1.2)	83	3.7	7.9	14	17	94	88	82
(–1.2, –0.6)	418	3.4	7.8	4.5	10	474	518	402
(–0.6, 0.0)	623	3.0	7.8	7.3	11	717	842	608
(0.0, 0.6)	634	3.0	7.8	7.3	11	737	840	606
(0.6, 1.2)	397	3.4	7.8	4.5	10	474	518	413
(1.2, 2.4)	79	3.7	7.9	14	17	95	91	84

combined through the statistically weighted mean in each bin. Specifically, the combined cross section in a bin (σ) is given by $\sigma = \sum(\sigma_i/\delta\sigma_i^2)/\sum(1/\delta\sigma_i^2)$, where σ_i is the cross section in a bin for each channel ($i = e, \mu$) and $\delta\sigma_i$ is the corresponding uncertainty. The statistical uncertainty in the combined cross section ($\delta\sigma$) is given by $\delta\sigma = 1/(\sum(1/\delta\sigma_i^2))^{1/2}$. The combination is repeated for each systematic variation, and the difference with respect to the combined nominal value is taken as the uncertainty for that source of systematic bias. The uncertainty in the normalization of the background is extracted by rescaling the subtracted background by ± 1 standard deviation, as derived from the maximum-likelihood fit in Sec. VI A, and taking the difference in the unfolded result relative to the nominal yield as the uncertainty at particle and parton level, respectively. Similarly, the t tagging efficiency uncertainty as measured at detector level is translated into an uncertainty in the differential measurement at particle and parton levels by unfolding, assuming systematically varied t tagging efficiencies. The uncertainties from the choice of event generator and parton shower algorithm are evaluated by unfolding the nominal POWHEG+PYTHIA6 simulated events using the response matrix from MC@NLO+HERWIG6. The differences between the unfolded simulation and the predictions at the particle and parton levels are taken as the uncertainties. At particle (parton) level, these are 1%–18% (2%–21%) and 3%–8% (2%–6%) for the p_T^t and y^t measurements, respectively.

The unfolded results at the particle and parton levels, including all experimental and theoretical uncertainties, are shown as a function of p_T^t and y^t as the data points in Fig. 3, and the relative uncertainties are displayed in Fig. 4. As a consequence of bin migrations, the uncertainties at particle and parton level differ from the corresponding bin-by-bin uncertainties at detector level.

The measured $t\bar{t}$ cross sections are listed in bins of p_T^t and y^t at the particle and parton levels in Table II. The measured cross sections are compared to the theoretical predictions from the POWHEG+PYTHIA6, MADGRAPH+PYTHIA6, and MC@NLO+HERWIG6 $t\bar{t}$ simulations, all normalized to the NNLO cross section [49]. Their values are also displayed in Fig. 3 and given in Table II. Also listed in Table II are the different relative uncertainties in the measurements, separated into the statistical uncertainty (Stat), the combined experimental uncertainty (Exp), the theoretical uncertainty (Th), and the total measurement uncertainty (Tot), all in percent. The measured cross sections are lower than the predictions from POWHEG+PYTHIA6 and MADGRAPH+PYTHIA6, in particular for the high- p_T^t region, while MC@NLO+HERWIG6 gives a better modeling of the data across the full p_T^t range. The differential cross sections are significantly overestimated for $|y^t| < 1.2$ by MADGRAPH+PYTHIA6 as compared to the data. The predictions of the y^t distributions by MC@NLO

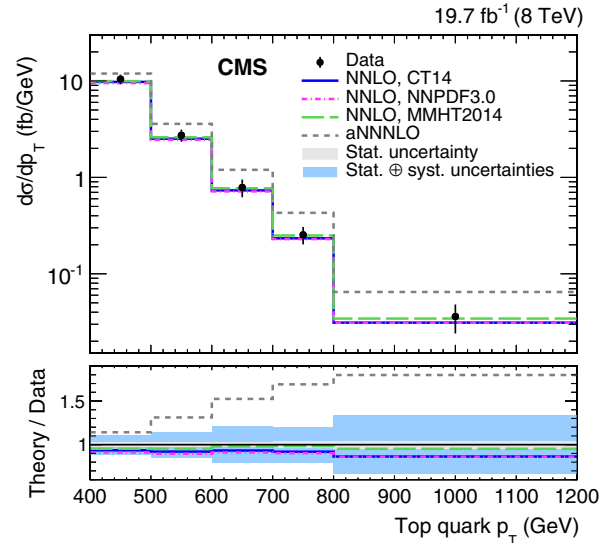


FIG. 5. Differential $t\bar{t}$ cross section in bins of parton-level top quark p_T including all systematic uncertainties. The measured cross section is compared to theoretical calculations at NNLO for three different PDF sets [52] and at aNNNLO [56]. The lower plot shows the ratio of these theoretical predictions to the data. The statistical uncertainties are represented by the inner vertical bars with ticks and the light bands in the ratios. The combined uncertainties are shown as full vertical bars and the dark solid bands in the ratios.

+HERWIG6 and POWHEG+PYTHIA6 agree with the data within the measurement uncertainties.

The differential $t\bar{t}$ cross section measurement in bins of parton-level top quark p_T is compared to different theoretical cross section calculations in Fig. 5. Calculations of NNLO differential cross sections are extracted from Ref. [52] for three different PDF sets (NNPDF3.0 [53], CT14 [54], and MMHT2014 [55]). Approximate next-to-next-to-leading-order (aNNNLO) predictions corresponding to the results presented in Ref. [56] were provided by the author. The NNLO calculations are in good agreement with the measurement across the full top quark p_T range studied. Predictions for different PDF sets cannot be distinguished given the current measurement uncertainty but are all observed to be consistent with the data. The aNNNLO calculation significantly overestimates the cross section, with an increasing disagreement with higher top quark p_T . An additional check of the unfolding procedure is performed to confirm that the unfolding itself would support such a different p_T spectrum. The POWHEG+PYTHIA6 simulation is unfolded using response matrices derived from the same sample, but reweighting the distribution at detector level by a factor that corresponds to that required to match the aNNNLO prediction at parton level. The scaled and then unfolded simulation reproduces the aNNNLO prediction within the measurement uncertainty.

VII. SUMMARY

The first CMS measurement of the $t\bar{t}$ production cross section in the boosted regime has been presented. The integrated cross section, as well as differential cross sections as a function of the top quark p_T and y , have been measured for $p_T^t > 400$ GeV. The measurements use lepton + jets events, identified through an electron or a muon, a b jet candidate from the semileptonic top quark decay, and a t jet candidate from the top quark decaying to a hadronic final state. Backgrounds are modeled using simulations for the distributions, or a data sideband for multijet production. Background normalizations are extracted jointly with the signal yield and the t tagging efficiency using a maximum-likelihood fit.

The integrated cross section measured for $p_T^t > 400$ GeV is $\sigma_{t\bar{t}} = 0.499 \pm 0.035(\text{stat} + \text{syst}) \pm 0.095(\text{theo}) \pm 0.013(\text{lumi})$ pb at particle level, and $\sigma_{t\bar{t}} = 1.44 \pm 0.10(\text{stat} + \text{syst}) \pm 0.29(\text{theo}) \pm 0.04(\text{lumi})$ pb at parton level, both corrected for the branching fraction of $t\bar{t} \rightarrow e/\mu + \text{jets}$. The measurements are compared to the predicted cross section for this p_T range from the POWHEG+PYTHIA6 $t\bar{t}$ simulation assuming $\sigma_{\text{tot}} = 252.9$ pb, which provides a value of 0.580 pb at particle level and 1.67 pb at parton level. The cross section for this high- p_T region is therefore found to be overestimated by 14% in the POWHEG+PYTHIA6 simulation, but is consistent within the uncertainties.

Differential cross sections are also measured at both particle and parton levels. Background contributions are subtracted from the t -tagged jet distributions to obtain the distribution for signal. This is unfolded first to the particle level to correct for signal efficiency, acceptance, and bin migrations to yield the cross section in bins of t jet p_T and y at particle level. The data are further unfolded to the parton level to extract the cross section in bins of top quark p_T and y . The measurements are compared to predictions from different $t\bar{t}$ simulations. The POWHEG+PYTHIA6 and MADGRAPH+PYTHIA6 simulations are observed to overestimate the cross section, in particular at high p_T^t , while MC@NLO+HERWIG6 results in a good modeling of the p_T^t spectrum. The POWHEG+PYTHIA6 and MC@NLO+HERWIG6 simulations model the y^t distributions well, while MADGRAPH+PYTHIA6 significantly overestimates the cross section for $|y^t| < 1.2$. The results are compatible with those from the nonboosted CMS measurement [4] in the p_T range where the two analyses overlap (400–500 GeV). The nonboosted measurement also observes an overestimate of the cross section for different MC generators in this p_T range, most prominent for MADGRAPH+PYTHIA6, and an improved modeling of the p_T spectrum using HERWIG6 for the parton showering. The measurement as a function of parton-level top quark p_T is also compared to theoretical aNNLO and NNLO calculations. While the aNNLO prediction significantly overestimate the measurement,

especially for high top quark p_T , the NNLO calculations are in good agreement across the full p_T range studied.

The analysis presented in this paper extends the differential $t\bar{t}$ cross section measurement into the $p_T > 1$ TeV range. These measurements will help improve the modeling of event generators in this high- p_T range, an important regime for many new physics searches.

ACKNOWLEDGMENTS

We congratulate our colleagues in the CERN accelerator departments for the excellent performance of the LHC and thank the technical and administrative staffs at CERN and at other CMS institutes for their contributions to the success of the CMS effort. In addition, we gratefully acknowledge the computing centers and personnel of the Worldwide LHC Computing Grid for delivering so effectively the computing infrastructure essential to our analyses. Finally, we acknowledge the enduring support for the construction and operation of the LHC and the CMS detector provided by the following funding agencies: the Austrian Federal Ministry of Science, Research and Economy and the Austrian Science Fund; the Belgian Fonds de la Recherche Scientifique, and Fonds voor Wetenschappelijk Onderzoek; the Brazilian Funding Agencies (CNPq, CAPES, FAPERJ, and FAPESP); the Bulgarian Ministry of Education and Science; CERN; the Chinese Academy of Sciences, Ministry of Science and Technology, and National Natural Science Foundation of China; the Colombian Funding Agency (COLCIENCIAS); the Croatian Ministry of Science, Education and Sport, and the Croatian Science Foundation; the Research Promotion Foundation, Cyprus; the Ministry of Education and Research, Estonian Research Council via IUT23-4 and IUT23-6 and European Regional Development Fund, Estonia; the Academy of Finland, Finnish Ministry of Education and Culture, and Helsinki Institute of Physics; the Institut National de Physique Nucléaire et de Physique des Particules / CNRS, and Commissariat à l'Énergie Atomique et aux Énergies Alternatives / CEA, France; the Bundesministerium für Bildung und Forschung, Deutsche Forschungsgemeinschaft, and Helmholtz-Gemeinschaft Deutscher Forschungszentren, Germany; the General Secretariat for Research and Technology, Greece; the National Scientific Research Foundation, and National Innovation Office, Hungary; the Department of Atomic Energy and the Department of Science and Technology, India; the Institute for Studies in Theoretical Physics and Mathematics, Iran; the Science Foundation, Ireland; the Istituto Nazionale di Fisica Nucleare, Italy; the Ministry of Science, ICT and Future Planning, and National Research Foundation (NRF), Republic of Korea; the Lithuanian Academy of Sciences; the Ministry of Education, and University of Malaya (Malaysia); the Mexican Funding Agencies (BUAP, CINVESTAV, CONACYT, LNS, SEP, and UASLP-FAI);

the Ministry of Business, Innovation and Employment, New Zealand; the Pakistan Atomic Energy Commission; the Ministry of Science and Higher Education and the National Science Center, Poland; the Fundação para a Ciência e a Tecnologia, Portugal; JINR, Dubna; the Ministry of Education and Science of the Russian Federation, the Federal Agency of Atomic Energy of the Russian Federation, Russian Academy of Sciences, and the Russian Foundation for Basic Research; the Ministry of Education, Science and Technological Development of Serbia; the Secretaría de Estado de Investigación, Desarrollo e Innovación and Programa Consolider-Ingenio 2010, Spain; the Swiss Funding Agencies (ETH Board, ETH Zurich, PSI, SNF, UniZH, Canton Zurich, and SER); the Ministry of Science and Technology, Taipei; the Thailand Center of Excellence in Physics, the Institute for the Promotion of Teaching Science and Technology of Thailand, Special Task Force for Activating Research and the National Science and Technology Development Agency of Thailand; the Scientific and Technical Research Council of Turkey, and Turkish Atomic Energy Authority; the National Academy of Sciences of Ukraine, and State Fund for Fundamental Researches, Ukraine; the Science and Technology Facilities Council, UK; the US Department of Energy, and the US National Science

Foundation. Individuals have received support from the Marie-Curie program and the European Research Council and EPLANET (European Union); the Leventis Foundation; the A. P. Sloan Foundation; the Alexander von Humboldt Foundation; the Belgian Federal Science Policy Office; the Fonds pour la Formation à la Recherche dans l'Industrie et dans l'Agriculture (FRIA-Belgium); the Agentschap voor Innovatie door Wetenschap en Technologie (IWT-Belgium); the Ministry of Education, Youth and Sports (MEYS) of the Czech Republic; the Council of Science and Industrial Research, India; the HOMING PLUS program of the Foundation for Polish Science, cofinanced from European Union, Regional Development Fund; the Mobility Plus program of the Ministry of Science and Higher Education (Poland); the OPUS program of the National Science Center (Poland); MIUR project 20108T4XTM (Italy); the Thalís and Aristeia programs cofinanced by EU-ESF and the Greek NSRF; the National Priorities Research Program by Qatar National Research Fund; the Rachadapisek Sompot Fund for Postdoctoral Fellowship, Chulalongkorn University (Thailand); the Chulalongkorn Academic into Its 2nd Century Project Advancement Project (Thailand); and the Welch Foundation, Contract No. C-1845.

-
- [1] CMS Collaboration, The CMS experiment at the CERN LHC, *J. Instrum.* **3**, S08004 (2008).
- [2] ATLAS Collaboration, The ATLAS experiment at the CERN large hadron collider, *J. Instrum.* **3**, S08003 (2008).
- [3] CMS Collaboration, Measurement of differential top-quark pair production cross sections in pp collisions at $\sqrt{s} = 7$ TeV, *Eur. Phys. J. C* **73**, 2339 (2013).
- [4] CMS Collaboration, Measurement of the differential cross section for top quark pair production in pp collisions at $\sqrt{s} = 8$ TeV, *Eur. Phys. J. C* **75**, 542 (2015).
- [5] CMS Collaboration, Measurement of the $t\bar{t}$ production cross section in the all-jets final state in pp collisions at $\sqrt{s} = 8$ TeV, *Eur. Phys. J. C* **76**, 128 (2016).
- [6] ATLAS Collaboration, Measurements of top quark pair relative differential cross-sections with ATLAS in pp collisions at $\sqrt{s} = 7$ TeV, *Eur. Phys. J. C* **73**, 2261 (2013).
- [7] ATLAS Collaboration, Measurements of normalized differential cross sections for $t\bar{t}$ production in pp collisions at $\sqrt{s} = 7$ TeV using the ATLAS detector, *Phys. Rev. D* **90**, 072004 (2014).
- [8] ATLAS Collaboration, Differential top-antitop cross-section measurements as a function of observables constructed from final-state particles using pp collisions at $\sqrt{s} = 7$ TeV in the ATLAS detector, *J. High Energy Phys.* **06** (2015) 100.
- [9] ATLAS Collaboration, Measurements of top-quark pair differential cross-sections in the lepton+jets channel in pp collisions at $\sqrt{s} = 8$ TeV using the ATLAS detector, [arXiv:1511.04716](https://arxiv.org/abs/1511.04716).
- [10] R. Frederix and F. Maltoni, Top pair invariant mass distribution: A window on new physics, *J. High Energy Phys.* **01** (2009) 047.
- [11] ATLAS Collaboration, Measurement of the differential cross-section of highly boosted top quarks as a function of their transverse momentum in $\sqrt{s} = 8$ TeV proton-proton collisions using the ATLAS detector, *Phys. Rev. D* **93**, 032009 (2016).
- [12] CMS Collaboration, Searches for new physics using the $t\bar{t}$ invariant mass distribution in pp collisions at $\sqrt{s} = 8$ TeV, *Phys. Rev. Lett.* **111**, 211804 (2013); **112**, 119903(E) (2014).
- [13] CMS Collaboration, Search for resonant $t\bar{t}$ production in proton-proton collisions at $\sqrt{s} = 8$ TeV, *Phys. Rev. D* **93**, 012001 (2016).
- [14] CMS Collaboration, CMS Physics Analysis Summary Report No. CMS-PAS-PFT-09-001, 2009, <http://cdsweb.cern.ch/record/1194487>.
- [15] CMS Collaboration, CMS Physics Analysis Summary Report No. CMS-PAS-PFT-10-001, 2010, <http://cdsweb.cern.ch/record/1247373>.

- [16] CMS Collaboration, CMS Physics Analysis Summary Report No. CMS-PAS-LUM-13-001, 2013, <http://cdsweb.cern.ch/record/1598864>.
- [17] P. Nason, A new method for combining NLO QCD with shower Monte Carlo algorithms, *J. High Energy Phys.* **11** (2004) 040.
- [18] S. Frixione, P. Nason, and C. Oleari, Matching NLO QCD computations with Parton Shower simulations: The POWHEG method, *J. High Energy Phys.* **11** (2007) 070.
- [19] S. Alioli, P. Nason, C. Oleari, and E. Re, A general framework for implementing NLO calculations in shower Monte Carlo programs: The POWHEG BOX, *J. High Energy Phys.* **06** (2010) 043.
- [20] J. M. Campbell, R. K. Ellis, P. Nason, and E. Re, Top-pair production and decay at NLO matched with parton showers, *J. High Energy Phys.* **04** (2015) 114.
- [21] S. Alioli, P. Nason, C. Oleari, and E. Re, NLO single-top production matched with shower in POWHEG: s - and t -channel contributions, *J. High Energy Phys.* **09** (2009) 111; **02** (2010) 011(E).
- [22] J. Alwall, R. Frederix, S. Frixione, V. Hirschi, F. Maltoni, O. Mattelaer, H. S. Shao, T. Stelzer, P. Torrielli, and M. Zaro, The automated computation of tree-level and next-to-leading order differential cross sections, and their matching to parton shower simulations, *J. High Energy Phys.* **07** (2014) 079.
- [23] S. Frixione and B. R. Webber, Matching NLO QCD computations and parton shower simulations, *J. High Energy Phys.* **06** (2002) 029.
- [24] G. Corcella, I. G. Knowles, G. Marchesini, S. Moretti, K. Odagiri, P. Richardson, M. H. Seymour, and B. R. Webber, HERWIG 6: An Event generator for hadron emission reactions with interfering gluons (including supersymmetric processes), *J. High Energy Phys.* **01** (2001) 010.
- [25] T. Sjöstrand, S. Mrenna, and P. Skands, PYTHIA 6.4 physics and manual, *J. High Energy Phys.* **05** (2006) 026.
- [26] Michelangelo L. Mangano, Mauro Moretti, Fulvio Piccinini, and Michele Treccani, Matching matrix elements and shower evolution for top-quark production in hadronic collisions, *J. High Energy Phys.* **01** (2007) 013.
- [27] R. Field, Early LHC underlying event data - findings and surprises, [arXiv:1010.3558](https://arxiv.org/abs/1010.3558).
- [28] J. Pumplin, D. R. Stump, J. Huston, H. L. Lai, P. Nadolsky, and W. K. Tung, New generation of parton distributions with uncertainties from global QCD analysis, *J. High Energy Phys.* **07** (2002) 012.
- [29] J. Gao, M. Guzzi, J. Huston, H.-L. Lai, Z. Li, P. Nadolsky, J. Pumplin, D. Stump, and C. P. Yuan, CT10 next-to-next-to-leading order global analysis of QCD, *Phys. Rev. D* **89**, 033009 (2014).
- [30] S. Agostinelli *et al.* (GEANT4), GEANT4—a simulation toolkit, *Nucl. Instrum. Methods Phys. Res., Sect. A* **506**, 250 (2003).
- [31] CMS Collaboration, Determination of jet energy calibration and transverse momentum resolution in CMS, *J. Instrum.* **6**, P11002 (2011).
- [32] M. Cacciari, G. P. Salam, and G. Soyez, The catchment area of jets, *J. High Energy Phys.* **04** (2008) 005.
- [33] M. Cacciari, G. P. Salam, and G. Soyez, FastJet user manual, *Eur. Phys. J. C* **72**, 1896 (2012).
- [34] M. Cacciari, G. P. Salam, and G. Soyez, The anti- k_t jet clustering algorithm, *J. High Energy Phys.* **04** (2008) 063.
- [35] CMS Collaboration, Identification of b -quark jets with the CMS experiment, *J. Instrum.* **8**, P04013 (2013).
- [36] CMS Collaboration, CMS Physics Analysis Summary Report No. CMS-PAS-BTV-13-001, 2013, <https://cds.cern.ch/record/1581306>.
- [37] M. Wobisch and T. Wengler, Hadronization corrections to jet cross sections in deep-inelastic scattering, [arXiv:hep-ph/9907280](https://arxiv.org/abs/hep-ph/9907280).
- [38] Yu. L. Dokshitzer, G. D. Leder, S. Moretti, and B. R. Webber, Better jet clustering algorithms, *J. High Energy Phys.* **08** (1997) 001.
- [39] CMS Collaboration, CMS Physics Analysis Summary Report No. CMS-PAS-JME-13-007, 2014, <https://cds.cern.ch/record/1647419>.
- [40] CMS Collaboration, Performance of electron reconstruction and selection with the CMS detector in proton-proton collisions at $\sqrt{s} = 8$ TeV, *J. Instrum.* **10**, P06005 (2015).
- [41] CMS Collaboration, Performance of CMS muon reconstruction in pp collision events at $\sqrt{s} = 7$ TeV, *J. Instrum.* **7**, P10002 (2012).
- [42] CMS Collaboration, Studies of jet mass in dijet and W/Z + jet events, *J. High Energy Phys.* **05** (2013) 090.
- [43] CMS Collaboration, Measurement of the inelastic proton-proton cross section at $\sqrt{s} = 7$ TeV, *Phys. Lett. B* **722**, 5 (2013).
- [44] A. D. Martin, W. J. Stirling, R. S. Thorne, and G. Watt, Parton distributions for the LHC, *Eur. Phys. J. C* **63**, 189 (2009).
- [45] R. D. Ball, V. Bertone, S. Carrazza, C. S. Deans, L. Del Debbio, S. Forte, A. Guffanti, N. P. Hartland, J. I. Latorre, J. Rojo, and M. Ubiali, Parton distributions with LHC data, *Nucl. Phys.* **B867**, 244 (2013).
- [46] S. Alekhin *et al.*, The PDF4LHC working group interim report, [arXiv:1101.0536](https://arxiv.org/abs/1101.0536).
- [47] M. Botje, J. Butterworth, A. Cooper-Sarkar, A. de Roeck, J. Feltesse, S. Forte, A. Glazov, J. Huston, R. McNulty, T. Sjöstrand, and R. S. Thorne, The PDF4LHC working group interim recommendations, [arXiv:1101.0538](https://arxiv.org/abs/1101.0538).
- [48] J. Ott, The theta package, <http://www.theta-framework.org/>.
- [49] M. Czakon and A. Mitov, Top++: a program for the calculation of the top-pair cross-section at hadron colliders, *Comput. Phys. Commun.* **185**, 2930 (2014).
- [50] A. Höcker and V. Kartvelishvili, SVD approach to data unfolding, *Nucl. Instrum. Methods Phys. Res., Sect. A* **372**, 469 (1996).
- [51] Tim Adye, in *PHYSTAT 2011 Workshop on Statistical Issues Related to Discovery Claims in Search Experiments and Unfolding*, edited by Harrison Prosper and Louis Lyons (CERN, Geneva, Switzerland, 2011), p. 313.
- [52] Michal Czakon, David Heymes, and Alexander Mitov, Dynamical scales for multi-TeV top-pair production at the LHC, [arXiv:1606.03350](https://arxiv.org/abs/1606.03350).
- [53] Richard D. Ball *et al.* (NNPDF), Parton distributions for the LHC Run II, *J. High Energy Phys.* **04** (2015) 040.

- [54] S. Dulat, T.-J. Hou, J. Gao, M. Guzzi, J. Huston, P. Nadolsky, J. Pumplin, C. Schmidt, D. Stump, and C.P. Yuan, New parton distribution functions from a global analysis of quantum chromodynamics, *Phys. Rev. D* **93**, 033006 (2016).
- [55] L. A. Harland-Lang, A. D. Martin, P. Motylinski, and R. S. Thorne, Parton distributions in the LHC era: MMHT 2014 PDFs, *Eur. Phys. J. C* **75**, 204 (2015).
- [56] N. Kidonakis, NNNLO soft-gluon corrections for the top-quark p_T and rapidity distributions, *Phys. Rev. D* **91**, 031501 (2015).

V. Khachatryan,¹ A. M. Sirunyan,¹ A. Tumasyan,¹ W. Adam,² E. Asilar,² T. Bergauer,² J. Brandstetter,² E. Brondolin,² M. Dragicevic,² J. Erö,² M. Flechl,² M. Friedl,² R. Frühwirth,^{2,b} V. M. Ghete,² C. Hartl,² N. Hörmann,² J. Hrubec,² M. Jeitler,^{2,b} A. König,² M. Krammer,^{2,b} I. Krätschmer,² D. Liko,² T. Matsushita,² I. Mikulec,² D. Rabady,² N. Rad,² B. Rahbaran,² H. Rohringer,² J. Schieck,^{2,b} J. Strauss,² W. Treberer-Treiberspur,² W. Waltenberger,² C.-E. Wulz,^{2,b} V. Mossolov,³ N. Shumeiko,³ J. Suarez Gonzalez,³ S. Alderweireldt,⁴ T. Cornelis,⁴ E. A. De Wolf,⁴ X. Janssen,⁴ A. Knutsson,⁴ J. Lauwers,⁴ S. Luyckx,⁴ M. Van De Klundert,⁴ H. Van Haevermaet,⁴ P. Van Mechelen,⁴ N. Van Remortel,⁴ A. Van Spilbeeck,⁴ S. Abu Zeid,⁵ F. Blekman,⁵ J. D'Hondt,⁵ N. Daci,⁵ I. De Bruyn,⁵ K. Deroover,⁵ N. Heracleous,⁵ J. Keaveney,⁵ S. Lowette,⁵ S. Moortgat,⁵ L. Moreels,⁵ A. Olbrechts,⁵ Q. Python,⁵ D. Strom,⁵ S. Tavernier,⁵ W. Van Doninck,⁵ P. Van Mulders,⁵ I. Van Parijs,⁵ H. Brun,⁶ C. Caillol,⁶ B. Clerbaux,⁶ G. De Lentdecker,⁶ G. Fasanella,⁶ L. Favart,⁶ R. Goldouzian,⁶ A. Grebenyuk,⁶ G. Karapostoli,⁶ T. Lenzi,⁶ A. Léonard,⁶ T. Maerschalk,⁶ A. Marinov,⁶ A. Randle-conde,⁶ T. Seva,⁶ C. Vander Velde,⁶ P. Vanlaer,⁶ R. Yonamine,⁶ F. Zenoni,⁶ F. Zhang,^{6,c} L. Benucci,⁷ A. Cimmino,⁷ S. Crucy,⁷ D. Dobur,⁷ A. Fagot,⁷ G. Garcia,⁷ M. Gul,⁷ J. McCartin,⁷ A. A. Ocampo Rios,⁷ D. Poyraz,⁷ D. Ryckbosch,⁷ S. Salva,⁷ R. Schöfbeck,⁷ M. Sigamani,⁷ M. Tytgat,⁷ W. Van Driessche,⁷ E. Yazgan,⁷ N. Zaganidis,⁷ C. Beluffi,^{8,d} O. Bondu,⁸ S. Brochet,⁸ G. Bruno,⁸ A. Caudron,⁸ L. Ceard,⁸ S. De Visscher,⁸ C. Delaere,⁸ M. Delcourt,⁸ D. Favart,⁸ L. Forthomme,⁸ A. Giammanco,⁸ A. Jafari,⁸ P. Jez,⁸ M. Komm,⁸ V. Lemaitre,⁸ A. Mertens,⁸ M. Musich,⁸ C. Nuttens,⁸ K. Piotrkowski,⁸ L. Quertenmont,⁸ M. Selvaggi,⁸ M. Vidal Marono,⁸ N. Belyi,⁹ G. H. Hammad,⁹ W. L. Aldá Júnior,¹⁰ F. L. Alves,¹⁰ G. A. Alves,¹⁰ L. Brito,¹⁰ M. Correa Martins Junior,¹⁰ M. Hamer,¹⁰ C. Hensel,¹⁰ A. Moraes,¹⁰ M. E. Pol,¹⁰ P. Rebello Teles,¹⁰ E. Belchior Batista Das Chagas,¹¹ W. Carvalho,¹¹ J. Chinellato,^{11,e} A. Custódio,¹¹ E. M. Da Costa,¹¹ D. De Jesus Damiao,¹¹ C. De Oliveira Martins,¹¹ S. Fonseca De Souza,¹¹ L. M. Huertas Guativa,¹¹ H. Malbouisson,¹¹ D. Matos Figueiredo,¹¹ C. Mora Herrera,¹¹ L. Mundim,¹¹ H. Nogima,¹¹ W. L. Prado Da Silva,¹¹ A. Santoro,¹¹ A. Sznajder,¹¹ E. J. Tonelli Manganote,^{11,e} A. Vilela Pereira,¹¹ S. Ahuja,^{12a} C. A. Bernardes,^{12b} A. De Souza Santos,^{12b} S. Dogra,^{12a} T. R. Fernandez Perez Tomei,^{12a} E. M. Gregores,^{12b} P. G. Mercadante,^{12b} C. S. Moon,^{12a,f} S. F. Novaes,^{12a} Sandra S. Padula,^{12a} D. Romero Abad,^{12b} J. C. Ruiz Vargas,^{12a} A. Aleksandrov,¹³ R. Hadjiiska,¹³ P. Iaydjiev,¹³ M. Rodozov,¹³ S. Stoykova,¹³ G. Sultanov,¹³ M. Vutova,¹³ A. Dimitrov,¹⁴ I. Glushkov,¹⁴ L. Litov,¹⁴ B. Pavlov,¹⁴ P. Petkov,¹⁴ W. Fang,^{15,g} M. Ahmad,¹⁶ J. G. Bian,¹⁶ G. M. Chen,¹⁶ H. S. Chen,¹⁶ M. Chen,¹⁶ T. Cheng,¹⁶ R. Du,¹⁶ C. H. Jiang,¹⁶ D. Leggat,¹⁶ R. Plestina,^{16,h} F. Romeo,¹⁶ S. M. Shaheen,¹⁶ A. Spiezia,¹⁶ J. Tao,¹⁶ C. Wang,¹⁶ Z. Wang,¹⁶ H. Zhang,¹⁶ C. Asawatangtrakuldee,¹⁷ Y. Ban,¹⁷ Q. Li,¹⁷ S. Liu,¹⁷ Y. Mao,¹⁷ S. J. Qian,¹⁷ D. Wang,¹⁷ Z. Xu,¹⁷ C. Avila,¹⁸ A. Cabrera,¹⁸ L. F. Chaparro Sierra,¹⁸ C. Florez,¹⁸ J. P. Gomez,¹⁸ B. Gomez Moreno,¹⁸ J. C. Sanabria,¹⁸ N. Godinovic,¹⁹ D. Lelas,¹⁹ I. Puljak,¹⁹ P. M. Ribeiro Cipriano,¹⁹ Z. Antunovic,²⁰ M. Kovac,²⁰ V. Brigljevic,²¹ D. Ferencek,²¹ K. Kadija,²¹ J. Luetic,²¹ S. Micanovic,²¹ L. Sudic,²¹ A. Attikis,²² G. Mavromanolakis,²² J. Mousa,²² C. Nicolaou,²² F. Ptochos,²² P. A. Razis,²² H. Rykaczewski,²² M. Finger,^{23,i} M. Finger Jr.,^{23,i} E. Carrera Jarrin,²⁴ Y. Assran,^{25,j,k} A. Ellithi Kamel,^{25,l,l} A. Mahrous,^{25,m} A. Radi,^{25,k,n} B. Calpas,²⁶ M. Kadastik,²⁶ M. Murumaa,²⁶ L. Perrini,²⁶ M. Raidal,²⁶ A. Tiko,²⁶ C. Veelken,²⁶ P. Eerola,²⁷ J. Pekkanen,²⁷ M. Voutilainen,²⁷ J. Härkönen,²⁸ V. Karimäki,²⁸ R. Kinnunen,²⁸ T. Lampén,²⁸ K. Lassila-Perini,²⁸ S. Lehti,²⁸ T. Lindén,²⁸ P. Luukka,²⁸ T. Peltola,²⁸ J. Tuominiemi,²⁸ E. Tuovinen,²⁸ L. Wendland,²⁸ J. Talvitie,²⁹ T. Tuuva,²⁹ M. Besancon,³⁰ F. Couderc,³⁰ M. Dejardin,³⁰ D. Denegri,³⁰ B. Fabbro,³⁰ J. L. Faure,³⁰ C. Favaro,³⁰ F. Ferri,³⁰ S. Ganjour,³⁰ A. Givernaud,³⁰ P. Gras,³⁰ G. Hamel de Monchenault,³⁰ P. Jarry,³⁰ E. Locci,³⁰ M. Mached,³⁰ J. Malcles,³⁰ J. Rander,³⁰ A. Rosowsky,³⁰ M. Titov,³⁰ A. Zghiche,³⁰ A. Abdulsalam,³¹ I. Antropov,³¹ S. Baffioni,³¹ F. Beaudette,³¹ P. Busson,³¹ L. Cadamuro,³¹ E. Chapon,³¹ C. Charlot,³¹ O. Davignon,³¹ L. Dobrzynski,³¹ R. Granier de Cassagnac,³¹ M. Jo,³¹ S. Lisniak,³¹ P. Miné,³¹ I. N. Naranjo,³¹ M. Nguyen,³¹ C. Ochando,³¹ G. Ortona,³¹ P. Paganini,³¹ P. Pigard,³¹ S. Regnard,³¹ R. Salerno,³¹ Y. Sirois,³¹ T. Strebler,³¹ Y. Yilmaz,³¹ A. Zabi,³¹ J.-L. Agram,^{32,o} J. Andrea,³² A. Aubin,³² D. Bloch,³² J.-M. Brom,³² M. Buttignol,³² E. C. Chabert,³² N. Chanon,³² C. Collard,³² E. Conte,^{32,o} X. Coubez,³² J.-C. Fontaine,^{32,o} D. Gelé,³² U. Goerlach,³² C. Goetzmann,³² A.-C. Le Bihan,³²

J. A. Merlin,^{32,p} K. Skovpen,³² P. Van Hove,³² S. Gadrat,³³ S. Beauceron,³⁴ C. Bernet,³⁴ G. Boudoul,³⁴ E. Bouvier,³⁴ C. A. Carrillo Montoya,³⁴ R. Chierici,³⁴ D. Contardo,³⁴ B. Courbon,³⁴ P. Depasse,³⁴ H. El Mamouni,³⁴ J. Fan,³⁴ J. Fay,³⁴ S. Gascon,³⁴ M. Gouzevitch,³⁴ B. Ille,³⁴ F. Lagarde,³⁴ I. B. Laktineh,³⁴ M. Lethuillier,³⁴ L. Mirabito,³⁴ A. L. Pequegnot,³⁴ S. Perries,³⁴ A. Popov,^{34,q} J. D. Ruiz Alvarez,³⁴ D. Sabes,³⁴ V. Sordini,³⁴ M. Vander Donckt,³⁴ P. Verdier,³⁴ S. Viret,³⁴ T. Toriashvili,^{35,r} Z. Tsamalaidze,^{36,i} C. Autermann,³⁷ S. Beranek,³⁷ L. Feld,³⁷ A. Heister,³⁷ M. K. Kiesel,³⁷ K. Klein,³⁷ M. Lipinski,³⁷ A. Ostapchuk,³⁷ M. Preuten,³⁷ F. Raupach,³⁷ S. Schael,³⁷ C. Schomakers,³⁷ J. F. Schulte,³⁷ J. Schulz,³⁷ T. Verlage,³⁷ H. Weber,³⁷ V. Zhukov,^{37,q} M. Ata,³⁸ M. Brodski,³⁸ E. Dietz-Laursonn,³⁸ D. Duchardt,³⁸ M. Endres,³⁸ M. Erdmann,³⁸ S. Erdweg,³⁸ T. Esch,³⁸ R. Fischer,³⁸ A. Güth,³⁸ T. Hebbeker,³⁸ C. Heidemann,³⁸ K. Hoepfner,³⁸ S. Knutzen,³⁸ M. Merschmeyer,³⁸ A. Meyer,³⁸ P. Millet,³⁸ S. Mukherjee,³⁸ M. Olschewski,³⁸ K. Padeken,³⁸ P. Papacz,³⁸ T. Pook,³⁸ M. Radziej,³⁸ H. Reithler,³⁸ M. Rieger,³⁸ F. Scheuch,³⁸ L. Sonnenschein,³⁸ D. Teyssier,³⁸ S. Thüer,³⁸ V. Cherepanov,³⁹ Y. Erdogan,³⁹ G. Flügge,³⁹ H. Geenen,³⁹ M. Geisler,³⁹ F. Hoehle,³⁹ B. Kargoll,³⁹ T. Kress,³⁹ A. Künsken,³⁹ J. Lingemann,³⁹ A. Nehr Korn,³⁹ A. Nowack,³⁹ I. M. Nugent,³⁹ C. Pistone,³⁹ O. Pooth,³⁹ A. Stahl,^{39,p} M. Aldaya Martin,⁴⁰ I. Asin,⁴⁰ K. Beernaert,⁴⁰ O. Behnke,⁴⁰ U. Behrens,⁴⁰ K. Borras,^{40,s} A. Campbell,⁴⁰ P. Connor,⁴⁰ C. Contreras-Campana,⁴⁰ F. Costanza,⁴⁰ C. Diez Pardos,⁴⁰ G. Dolinska,⁴⁰ S. Dooling,⁴⁰ G. Eckerlin,⁴⁰ D. Eckstein,⁴⁰ T. Eichhorn,⁴⁰ E. Gallo,^{40,t} J. Garay Garcia,⁴⁰ A. Geiser,⁴⁰ A. Gizhko,⁴⁰ J. M. Grados Luyando,⁴⁰ P. Gunnellini,⁴⁰ A. Harb,⁴⁰ J. Hauk,⁴⁰ M. Hempel,^{40,u} H. Jung,⁴⁰ A. Kalogeropoulos,⁴⁰ O. Karacheban,^{40,u} M. Kasemann,⁴⁰ J. Kieseler,⁴⁰ C. Kleinwort,⁴⁰ I. Korol,⁴⁰ W. Lange,⁴⁰ A. Lelek,⁴⁰ J. Leonard,⁴⁰ K. Lipka,⁴⁰ A. Lobanov,⁴⁰ W. Lohmann,^{40,u} R. Mankel,⁴⁰ I.-A. Melzer-Pellmann,⁴⁰ A. B. Meyer,⁴⁰ G. Mittag,⁴⁰ J. Mnich,⁴⁰ A. Mussgiller,⁴⁰ E. Ntomari,⁴⁰ D. Pitzl,⁴⁰ R. Placakyte,⁴⁰ A. Raspereza,⁴⁰ B. Roland,⁴⁰ M. Ö. Sahin,⁴⁰ P. Saxena,⁴⁰ T. Schoerner-Sadenius,⁴⁰ C. Seitz,⁴⁰ S. Spannagel,⁴⁰ N. Stefaniuk,⁴⁰ K. D. Trippkewitz,⁴⁰ G. P. Van Onsem,⁴⁰ R. Walsh,⁴⁰ C. Wissing,⁴⁰ V. Blobel,⁴¹ M. Centis Vignali,⁴¹ A. R. Draeger,⁴¹ T. Dreyer,⁴¹ J. Erfle,⁴¹ E. Garutti,⁴¹ K. Goebel,⁴¹ D. Gonzalez,⁴¹ M. Görner,⁴¹ J. Haller,⁴¹ M. Hoffmann,⁴¹ R. S. Höing,⁴¹ A. Junkes,⁴¹ R. Klanner,⁴¹ R. Kogler,⁴¹ N. Kovalchuk,⁴¹ T. Lapsien,⁴¹ T. Lenz,⁴¹ I. Marchesini,⁴¹ D. Marconi,⁴¹ M. Meyer,⁴¹ M. Niedziela,⁴¹ D. Nowatschin,⁴¹ J. Ott,⁴¹ F. Pantaleo,^{41,p} T. Peiffer,⁴¹ A. Perieanu,⁴¹ N. Pietsch,⁴¹ J. Poehlsen,⁴¹ C. Sander,⁴¹ C. Scharf,⁴¹ P. Schleper,⁴¹ E. Schlieckau,⁴¹ A. Schmidt,⁴¹ S. Schumann,⁴¹ J. Schwandt,⁴¹ H. Stadie,⁴¹ G. Steinbrück,⁴¹ F. M. Stober,⁴¹ H. Tholen,⁴¹ D. Troendle,⁴¹ E. Usai,⁴¹ L. Vanelderen,⁴¹ A. Vanhoefer,⁴¹ B. Vormwald,⁴¹ C. Barth,⁴² C. Baus,⁴² J. Berger,⁴² C. Böser,⁴² E. Butz,⁴² T. Chwalek,⁴² F. Colombo,⁴² W. De Boer,⁴² A. Descroix,⁴² A. Dierlamm,⁴² S. Fink,⁴² F. Frensch,⁴² R. Friese,⁴² M. Giffels,⁴² A. Gilbert,⁴² D. Haitz,⁴² F. Hartmann,^{42,p} S. M. Heindl,⁴² U. Husemann,⁴² I. Katkov,^{42,q} A. Kornmayer,^{42,p} P. Lobelle Pardo,⁴² B. Maier,⁴² H. Mildner,⁴² M. U. Mozer,⁴² T. Müller,⁴² Th. Müller,⁴² M. Plagge,⁴² G. Quast,⁴² K. Rabbertz,⁴² S. Röcker,⁴² F. Roscher,⁴² M. Schröder,⁴² G. Sieber,⁴² H. J. Simonis,⁴² R. Ulrich,⁴² J. Wagner-Kuhr,⁴² S. Wayand,⁴² M. Weber,⁴² T. Weiler,⁴² S. Williamson,⁴² C. Wöhrmann,⁴² R. Wolf,⁴² G. Anagnostou,⁴³ G. Daskalakis,⁴³ T. Geralis,⁴³ V. A. Giakoumopoulou,⁴³ A. Kyriakis,⁴³ D. Loukas,⁴³ A. Psallidas,⁴³ I. Topsis-Giotis,⁴³ A. Agapitos,⁴⁴ S. Kesisoglou,⁴⁴ A. Panagiotou,⁴⁴ N. Saoulidou,⁴⁴ E. Tziaferi,⁴⁴ I. Evangelou,⁴⁵ G. Flouris,⁴⁵ C. Foudas,⁴⁵ P. Kokkas,⁴⁵ N. Loukas,⁴⁵ N. Manthos,⁴⁵ I. Papadopoulos,⁴⁵ E. Paradas,⁴⁵ J. Strogas,⁴⁵ N. Filipovic,⁴⁶ G. Bencze,⁴⁷ C. Hajdu,⁴⁷ P. Hidas,⁴⁷ D. Horvath,^{47,v} F. Sikler,⁴⁷ V. Veszpremi,⁴⁷ G. Vesztergombi,^{47,w} A. J. Zsigmond,⁴⁷ N. Beni,⁴⁸ S. Czellar,⁴⁸ J. Karancsi,^{48,x} J. Molnar,⁴⁸ Z. Szillasi,⁴⁸ M. Bartók,^{49,w} A. Makovec,⁴⁹ P. Raics,⁴⁹ Z. L. Trocsanyi,⁴⁹ B. Ujvari,⁴⁹ S. Choudhury,^{50,y} P. Mal,⁵⁰ K. Mandal,⁵⁰ A. Nayak,⁵⁰ D. K. Sahoo,⁵⁰ N. Sahoo,⁵⁰ S. K. Swain,⁵⁰ S. Bansal,⁵¹ S. B. Beri,⁵¹ V. Bhatnagar,⁵¹ R. Chawla,⁵¹ R. Gupta,⁵¹ U. Bhawandeep,⁵¹ A. K. Kalsi,⁵¹ A. Kaur,⁵¹ M. Kaur,⁵¹ R. Kumar,⁵¹ A. Mehta,⁵¹ M. Mittal,⁵¹ J. B. Singh,⁵¹ G. Walia,⁵¹ Ashok Kumar,⁵² A. Bhardwaj,⁵² B. C. Choudhary,⁵² R. B. Garg,⁵² S. Keshri,⁵² A. Kumar,⁵² S. Malhotra,⁵² M. Naimuddin,⁵² N. Nishu,⁵² K. Ranjan,⁵² R. Sharma,⁵² V. Sharma,⁵² R. Bhattacharya,⁵³ S. Bhattacharya,⁵³ K. Chatterjee,⁵³ S. Dey,⁵³ S. Dutta,⁵³ S. Ghosh,⁵³ N. Majumdar,⁵³ A. Modak,⁵³ K. Mondal,⁵³ S. Mukhopadhyay,⁵³ S. Nandan,⁵³ A. Purohit,⁵³ A. Roy,⁵³ D. Roy,⁵³ S. Roy Chowdhury,⁵³ S. Sarkar,⁵³ M. Sharan,⁵³ R. Chudasama,⁵⁴ D. Dutta,⁵⁴ V. Jha,⁵⁴ V. Kumar,⁵⁴ A. K. Mohanty,^{54,p} L. M. Pant,⁵⁴ P. Shukla,⁵⁴ A. Topkar,⁵⁴ T. Aziz,⁵⁵ S. Banerjee,⁵⁵ S. Bhowmik,^{55,z} R. M. Chatterjee,⁵⁵ R. K. Dewanjee,⁵⁵ S. Dugad,⁵⁵ S. Ganguly,⁵⁵ S. Ghosh,⁵⁵ M. Guchait,⁵⁵ A. Gurtu,^{55,aa} Sa. Jain,⁵⁵ G. Kole,⁵⁵ S. Kumar,⁵⁵ B. Mahakud,⁵⁵ M. Maity,^{55,z} G. Majumder,⁵⁵ K. Mazumdar,⁵⁵ S. Mitra,⁵⁵ G. B. Mohanty,⁵⁵ B. Parida,⁵⁵ T. Sarkar,^{55,z} N. Sur,⁵⁵ B. Sutar,⁵⁵ N. Wickramage,^{55,bb} S. Chauhan,⁵⁶ S. Dube,⁵⁶ A. Kapoor,⁵⁶ K. Kotheekar,⁵⁶ A. Rane,⁵⁶ S. Sharma,⁵⁶ H. Bakhshiansohi,⁵⁷ H. Behnamian,⁵⁷ S. M. Etesami,^{57,cc} A. Fahim,^{57,dd} M. Khakzad,⁵⁷ M. Mohammadi Najafabadi,⁵⁷ M. Naseri,⁵⁷ S. Paktinat Mehdiabadi,⁵⁷ F. Rezaei Hosseinabadi,⁵⁷ B. Safarzadeh,^{57,ee} M. Zeinali,⁵⁷ M. Felcini,⁵⁸ M. Grunewald,⁵⁸ M. Abbrescia,^{59a,59b} C. Calabria,^{59a,59b} C. Caputo,^{59a,59b} A. Colaleo,^{59a} D. Creanza,^{59a,59c} L. Cristella,^{59a,59b} N. De Filippis,^{59a,59c}

M. De Palma,^{59a,59b} L. Fiore,^{59a} G. Iaselli,^{59a,59c} G. Maggi,^{59a,59c} M. Maggi,^{59a} G. Miniello,^{59a,59b} S. My,^{59a,59b} S. Nuzzo,^{59a,59b}
 A. Pompili,^{59a,59b} G. Pugliese,^{59a,59c} R. Radogna,^{59a,59b} A. Ranieri,^{59a} G. Selvaggi,^{59a,59b} L. Silvestris,^{59a,p} R. Venditti,^{59a,59b}
 G. Abbiendi,^{60a} C. Battilana,^{60a} D. Bonacorsi,^{60a,60b} S. Braibant-Giacomelli,^{60a,60b} L. Brigliadori,^{60a,60b} R. Campanini,^{60a,60b}
 P. Capiluppi,^{60a,60b} A. Castro,^{60a,60b} F. R. Cavallo,^{60a} S. S. Chhibra,^{60a,60b} G. Codispoti,^{60a,60b} M. Cuffiani,^{60a,60b}
 G. M. Dallavalle,^{60a} F. Fabbri,^{60a} A. Fanfani,^{60a,60b} D. Fasanella,^{60a,60b} P. Giacomelli,^{60a} C. Grandi,^{60a} L. Guiducci,^{60a,60b}
 S. Marcellini,^{60a} G. Masetti,^{60a} A. Montanari,^{60a} F. L. Navarria,^{60a,60b} A. Perrotta,^{60a} A. M. Rossi,^{60a,60b} T. Rovelli,^{60a,60b}
 G. P. Siroli,^{60a,60b} N. Tosi,^{60a,60b,p} G. Cappello,^{61b} M. Chiorboli,^{61a,61b} S. Costa,^{61a,61b} A. Di Mattia,^{61a} F. Giordano,^{61a,61b}
 R. Potenza,^{61a,61b} A. Tricomi,^{61a,61b} C. Tuve,^{61a,61b} G. Barbagli,^{62a} V. Ciulli,^{62a,62b} C. Civinini,^{62a} R. D'Alessandro,^{62a,62b}
 E. Focardi,^{62a,62b} V. Gori,^{62a,62b} P. Lenzi,^{62a,62b} M. Meschini,^{62a} S. Paoletti,^{62a} G. Sguazzoni,^{62a} L. Viliani,^{62a,62b,p}
 L. Benussi,⁶³ S. Bianco,⁶³ F. Fabbri,⁶³ D. Piccolo,⁶³ F. Primavera,^{63,p} V. Calvelli,^{64a,64b} F. Ferro,^{64a} M. Lo Vetere,^{64a,64b}
 M. R. Monge,^{64a,64b} E. Robutti,^{64a} S. Tosi,^{64a,64b} L. Brianza,^{65a} M. E. Dinardo,^{65a,65b} S. Fiorendi,^{65a,65b} S. Gennai,^{65a}
 A. Ghezzi,^{65a,65b} P. Govoni,^{65a,65b} S. Malvezzi,^{65a} R. A. Manzoni,^{65a,65b,p} B. Marzocchi,^{65a,65b} D. Menasce,^{65a} L. Moroni,^{65a}
 M. Paganoni,^{65a,65b} D. Pedrini,^{65a} S. Pigazzini,^{65a} S. Ragazzi,^{65a,65b} N. Redaelli,^{65a} T. Tabarelli de Fatis,^{65a,65b}
 S. Buontempo,^{66a} N. Cavallo,^{66a,66c} S. Di Guida,^{66a,66d,p} M. Esposito,^{66a,66b} F. Fabozzi,^{66a,66c} A. O. M. Iorio,^{66a,66b}
 G. Lanza,^{66a} L. Lista,^{66a} S. Meola,^{66a,66d,p} M. Merola,^{66a} P. Paolucci,^{66a,p} C. Sciacca,^{66a,66b} F. Thyssen,^{66a} P. Azzi,^{67a,p}
 N. Bacchetta,^{67a} M. Bellato,^{67a} L. Benato,^{67a,67b} D. Bisello,^{67a,67b} A. Boletti,^{67a,67b} R. Carlin,^{67a,67b} P. Checchia,^{67a}
 M. Dall'Osso,^{67a,67b} P. De Castro Manzano,^{67a} T. Dorigo,^{67a} U. Dosselli,^{67a} S. Fantinel,^{67a} F. Gasparini,^{67a,67b}
 U. Gasparini,^{67a,67b} A. Gozzelino,^{67a} S. Lacaprara,^{67a} M. Margoni,^{67a,67b} A. T. Meneguzzo,^{67a,67b} J. Pazzini,^{67a,67b,p}
 N. Pozzobon,^{67a,67b} P. Ronchese,^{67a,67b} F. Simonetto,^{67a,67b} E. Torassa,^{67a} M. Tosi,^{67a,67b} S. Ventura,^{67a} M. Zanetti,^{67a}
 P. Zotto,^{67a,67b} A. Zucchetta,^{67a,67b} G. Zumerle,^{67a,67b} A. Braghieri,^{68a} A. Magnani,^{68a,68b} P. Montagna,^{68a,68b} S. P. Ratti,^{68a,68b}
 V. Re,^{68a} C. Riccardi,^{68a,68b} P. Salvini,^{68a} I. Vai,^{68a,68b} P. Vitulo,^{68a,68b} L. Alunni Solestizi,^{69a,69b} G. M. Bilei,^{69a}
 D. Ciangottini,^{69a,69b} L. Fanò,^{69a,69b} P. Lariccia,^{69a,69b} R. Leonardi,^{69a,69b} G. Mantovani,^{69a,69b} M. Menichelli,^{69a} A. Saha,^{69a}
 A. Santocchia,^{69a,69b} K. Androsov,^{70a,ff} P. Azzurri,^{70a,p} G. Bagliesi,^{70a} J. Bernardini,^{70a} T. Boccali,^{70a} R. Castaldi,^{70a}
 M. A. Ciocci,^{70a,ff} R. Dell'Orso,^{70a} S. Donato,^{70a,70c} G. Fedi,^{70a} A. Giassi,^{70a} M. T. Grippo,^{70a,ff} F. Ligabue,^{70a,70c}
 T. Lomtadze,^{70a} L. Martini,^{70a,70b} A. Messineo,^{70a,70b} F. Palla,^{70a} A. Rizzi,^{70a,70b} A. Savoy-Navarro,^{70a,gg} P. Spagnolo,^{70a}
 R. Tenchini,^{70a} G. Tonelli,^{70a,70b} A. Venturi,^{70a} P. G. Verdini,^{70a} L. Barone,^{71a,71b} F. Cavallari,^{71a} G. D'imperio,^{71a,71b,p}
 D. Del Re,^{71a,71b,p} M. Diemoz,^{71a} S. Gelli,^{71a,71b} C. Jorda,^{71a} E. Longo,^{71a,71b} F. Margaroli,^{71a,71b} P. Meridiani,^{71a}
 G. Organtini,^{71a,71b} R. Paramatti,^{71a} F. Preiato,^{71a,71b} S. Rahatlou,^{71a,71b} C. Rovelli,^{71a} F. Santanastasio,^{71a,71b}
 N. Amapane,^{72a,72b} R. Arcidiacono,^{72a,72c,p} S. Argiro,^{72a,72b} M. Arneodo,^{72a,72c} N. Bartosik,^{72a} R. Bellan,^{72a,72b} C. Biino,^{72a}
 N. Cartiglia,^{72a} M. Costa,^{72a,72b} R. Covarelli,^{72a,72b} A. Degano,^{72a,72b} N. Demaria,^{72a} L. Finco,^{72a,72b} B. Kiani,^{72a,72b}
 C. Mariotti,^{72a} S. Maselli,^{72a} E. Migliore,^{72a,72b} V. Monaco,^{72a,72b} E. Monteil,^{72a,72b} M. M. Obertino,^{72a,72b} L. Pacher,^{72a,72b}
 N. Pastrone,^{72a} M. Pelliccioni,^{72a} G. L. Pinna Angioni,^{72a,72b} F. Ravera,^{72a,72b} A. Romero,^{72a,72b} M. Ruspá,^{72a,72c}
 R. Sacchi,^{72a,72b} V. Sola,^{72a} A. Solano,^{72a,72b} A. Staiano,^{72a} S. Belforte,^{73a} V. Candelise,^{73a,73b} M. Casarsa,^{73a} F. Cossutti,^{73a}
 G. Della Ricca,^{73a,73b} C. La Licata,^{73a,73b} A. Schizzi,^{73a,73b} A. Zanetti,^{73a} S. K. Nam,⁷⁴ D. H. Kim,⁷⁵ G. N. Kim,⁷⁵
 M. S. Kim,⁷⁵ D. J. Kong,⁷⁵ S. Lee,⁷⁵ S. W. Lee,⁷⁵ Y. D. Oh,⁷⁵ A. Sakharov,⁷⁵ D. C. Son,⁷⁵ J. A. Brochero Cifuentes,⁷⁶
 H. Kim,⁷⁶ T. J. Kim,^{76,hh} S. Song,⁷⁷ S. Cho,⁷⁸ S. Choi,⁷⁸ Y. Go,⁷⁸ D. Gyun,⁷⁸ B. Hong,⁷⁸ Y. Kim,⁷⁸ B. Lee,⁷⁸ K. Lee,⁷⁸
 K. S. Lee,⁷⁸ S. Lee,⁷⁸ J. Lim,⁷⁸ S. K. Park,⁷⁸ Y. Roh,⁷⁸ H. D. Yoo,⁷⁹ M. Choi,⁸⁰ H. Kim,⁸⁰ H. Kim,⁸⁰ J. H. Kim,⁸⁰
 J. S. H. Lee,⁸⁰ I. C. Park,⁸⁰ G. Ryu,⁸⁰ M. S. Ryu,⁸⁰ Y. Choi,⁸¹ J. Goh,⁸¹ D. Kim,⁸¹ E. Kwon,⁸¹ J. Lee,⁸¹ I. Yu,⁸¹ V. Dudenás,⁸²
 A. Juodagalvis,⁸² J. Vaitkus,⁸² I. Ahmed,⁸³ Z. A. Ibrahim,⁸³ J. R. Komaragiri,⁸³ M. A. B. Md Ali,^{83,ii} F. Mohamad Idris,^{83,ij}
 W. A. T. Wan Abdullah,⁸³ M. N. Yusli,⁸³ Z. Zolkapli,⁸³ E. Casimiro Linares,⁸⁴ H. Castilla-Valdez,⁸⁴ E. De La Cruz-Burelo,⁸⁴
 I. Heredia-De La Cruz,^{84,kk} A. Hernandez-Almada,⁸⁴ R. Lopez-Fernandez,⁸⁴ J. Mejia Guisao,⁸⁴ A. Sanchez-Hernandez,⁸⁴
 S. Carrillo Moreno,⁸⁵ F. Vazquez Valencia,⁸⁵ I. Pedraza,⁸⁶ H. A. Salazar Ibarguen,⁸⁶ C. Uribe Estrada,⁸⁶
 A. Morelos Pineda,⁸⁷ D. Krofcheck,⁸⁸ P. H. Butler,⁸⁹ A. Ahmad,⁹⁰ M. Ahmad,⁹⁰ Q. Hassan,⁹⁰ H. R. Hoorani,⁹⁰
 W. A. Khan,⁹⁰ T. Khurshid,⁹⁰ M. Shoaib,⁹⁰ M. Waqas,⁹⁰ H. Bialkowska,⁹¹ M. Bluj,⁹¹ B. Boimska,⁹¹ T. Frueboes,⁹¹
 M. Górski,⁹¹ M. Kazana,⁹¹ K. Nawrocki,⁹¹ K. Romanowska-Rybinska,⁹¹ M. Szleper,⁹¹ P. Traczyk,⁹¹ P. Zalewski,⁹¹
 G. Brona,⁹² K. Bunkowski,⁹² A. Byszuk,^{92,ll} K. Doroba,⁹² A. Kalinowski,⁹² M. Konecki,⁹² J. Krolikowski,⁹² M. Misiura,⁹²
 M. Olszewski,⁹² M. Walczak,⁹² P. Bargassa,⁹³ C. Beirão Da Cruz E Silva,⁹³ A. Di Francesco,⁹³ P. Faccioli,⁹³
 P. G. Ferreira Parracho,⁹³ M. Gallinaro,⁹³ J. Hollar,⁹³ N. Leonardo,⁹³ L. Lloret Iglesias,⁹³ M. V. Nemallapudi,⁹³ F. Nguyen,⁹³
 J. Rodrigues Antunes,⁹³ J. Seixas,⁹³ O. Toldaiev,⁹³ D. Vadrucchio,⁹³ J. Varela,⁹³ P. Vischia,⁹³ P. Bunin,⁹⁴ I. Golutvin,⁹⁴

A. Kamenev,⁹⁴ V. Karjavin,⁹⁴ V. Korenkov,⁹⁴ A. Lanev,⁹⁴ A. Malakhov,⁹⁴ V. Matveev,^{94,mm,nn} V. V. Mitsyn,⁹⁴ P. Moisenz,⁹⁴ V. Palichik,⁹⁴ V. Perelygin,⁹⁴ S. Shmatov,⁹⁴ S. Shulha,⁹⁴ N. Skatchkov,⁹⁴ V. Smirnov,⁹⁴ E. Tikhonenko,⁹⁴ N. Voytishin,⁹⁴ A. Zarubin,⁹⁴ V. Golovtsov,⁹⁵ Y. Ivanov,⁹⁵ V. Kim,^{95,oo} E. Kuznetsova,^{95,pp} P. Levchenko,⁹⁵ V. Murzin,⁹⁵ V. Oreshkin,⁹⁵ I. Smirnov,⁹⁵ V. Sulimov,⁹⁵ L. Uvarov,⁹⁵ S. Vavilov,⁹⁵ A. Vorobyev,⁹⁵ Yu. Andreev,⁹⁶ A. Dermenev,⁹⁶ S. Gninenko,⁹⁶ N. Golubev,⁹⁶ A. Karneyev,⁹⁶ M. Kirsanov,⁹⁶ N. Krasnikov,⁹⁶ A. Pashenkov,⁹⁶ D. Tlisov,⁹⁶ A. Toropin,⁹⁶ V. Epshteyn,⁹⁷ V. Gavrilov,⁹⁷ N. Lychkovskaya,⁹⁷ V. Popov,⁹⁷ I. Pozdnyakov,⁹⁷ G. Safronov,⁹⁷ A. Spiridonov,⁹⁷ M. Toms,⁹⁷ E. Vlasov,⁹⁷ A. Zhokin,⁹⁷ M. Chadeeva,⁹⁸ R. Chistov,⁹⁸ M. Danilov,⁹⁸ V. Rusinov,⁹⁸ E. Tarkovskii,⁹⁸ V. Andreev,⁹⁹ M. Azarkin,^{99,nn} I. Dremin,^{99,nn} M. Kirakosyan,⁹⁹ A. Leonidov,^{99,nn} G. Mesyats,⁹⁹ S. V. Rusakov,⁹⁹ A. Baskakov,¹⁰⁰ A. Belyaev,¹⁰⁰ E. Boos,¹⁰⁰ V. Bunichev,¹⁰⁰ M. Dubinin,^{100,qq} L. Dudko,¹⁰⁰ A. Ershov,¹⁰⁰ V. Klyukhin,¹⁰⁰ N. Korneeva,¹⁰⁰ I. Lokhtin,¹⁰⁰ I. Miagkov,¹⁰⁰ S. Obraztsov,¹⁰⁰ M. Perfilov,¹⁰⁰ S. Petrushanko,¹⁰⁰ V. Savrin,¹⁰⁰ I. Azhgirey,¹⁰¹ I. Bayshev,¹⁰¹ S. Bitioukov,¹⁰¹ V. Kachanov,¹⁰¹ A. Kalinin,¹⁰¹ D. Konstantinov,¹⁰¹ V. Krychkin,¹⁰¹ V. Petrov,¹⁰¹ R. Ryutin,¹⁰¹ A. Sobol,¹⁰¹ L. Tourtchanovitch,¹⁰¹ S. Troshin,¹⁰¹ N. Tyurin,¹⁰¹ A. Uzunian,¹⁰¹ A. Volkov,¹⁰¹ P. Adzic,^{102,rr} P. Cirkovic,¹⁰² D. Devetak,¹⁰² J. Milosevic,¹⁰² V. Rekovic,¹⁰² J. Alcaraz Maestre,¹⁰³ E. Calvo,¹⁰³ M. Cerrada,¹⁰³ M. Chamizo Llatas,¹⁰³ N. Colino,¹⁰³ B. De La Cruz,¹⁰³ A. Delgado Peris,¹⁰³ A. Escalante Del Valle,¹⁰³ C. Fernandez Bedoya,¹⁰³ J. P. Fernández Ramos,¹⁰³ J. Flix,¹⁰³ M. C. Fouz,¹⁰³ P. Garcia-Abia,¹⁰³ O. Gonzalez Lopez,¹⁰³ S. Goy Lopez,¹⁰³ J. M. Hernandez,¹⁰³ M. I. Josa,¹⁰³ E. Navarro De Martino,¹⁰³ A. Pérez-Calero Yzquierdo,¹⁰³ J. Puerta Pelayo,¹⁰³ A. Quintario Olmeda,¹⁰³ I. Redondo,¹⁰³ L. Romero,¹⁰³ M. S. Soares,¹⁰³ J. F. de Trocóniz,¹⁰⁴ M. Missiroli,¹⁰⁴ D. Moran,¹⁰⁴ J. Cuevas,¹⁰⁵ J. Fernandez Menendez,¹⁰⁵ S. Folgueras,¹⁰⁵ I. Gonzalez Caballero,¹⁰⁵ E. Palencia Cortezon,¹⁰⁵ J. M. Vizan Garcia,¹⁰⁵ I. J. Cabrillo,¹⁰⁶ A. Calderon,¹⁰⁶ J. R. Castiñeiras De Saa,¹⁰⁶ E. Curras,¹⁰⁶ M. Fernandez,¹⁰⁶ J. Garcia-Ferrero,¹⁰⁶ G. Gomez,¹⁰⁶ A. Lopez Virto,¹⁰⁶ J. Marco,¹⁰⁶ R. Marco,¹⁰⁶ C. Martinez Rivero,¹⁰⁶ F. Matorras,¹⁰⁶ J. Piedra Gomez,¹⁰⁶ T. Rodrigo,¹⁰⁶ A. Y. Rodríguez-Marrero,¹⁰⁶ A. Ruiz-Jimeno,¹⁰⁶ L. Scodellaro,¹⁰⁶ N. Trevisani,¹⁰⁶ I. Vila,¹⁰⁶ R. Vilar Cortabitarte,¹⁰⁶ D. Abbaneo,¹⁰⁷ E. Auffray,¹⁰⁷ G. Auzinger,¹⁰⁷ M. Bachtis,¹⁰⁷ P. Baillon,¹⁰⁷ A. H. Ball,¹⁰⁷ D. Barney,¹⁰⁷ A. Benaglia,¹⁰⁷ L. Benhabib,¹⁰⁷ G. M. Berruti,¹⁰⁷ P. Bloch,¹⁰⁷ A. Bocci,¹⁰⁷ A. Bonato,¹⁰⁷ C. Botta,¹⁰⁷ H. Breuker,¹⁰⁷ T. Camporesi,¹⁰⁷ R. Castello,¹⁰⁷ M. Cepeda,¹⁰⁷ G. Cerminara,¹⁰⁷ M. D'Alfonso,¹⁰⁷ D. d'Enterria,¹⁰⁷ A. Dabrowski,¹⁰⁷ V. Daponte,¹⁰⁷ A. David,¹⁰⁷ M. De Gruttola,¹⁰⁷ F. De Guio,¹⁰⁷ A. De Roeck,¹⁰⁷ E. Di Marco,^{107,ss} M. Dobson,¹⁰⁷ M. Dordevic,¹⁰⁷ B. Dorney,¹⁰⁷ T. du Pree,¹⁰⁷ D. Duggan,¹⁰⁷ M. Dünser,¹⁰⁷ N. Dupont,¹⁰⁷ A. Elliott-Peisert,¹⁰⁷ S. Fartoukh,¹⁰⁷ G. Franzoni,¹⁰⁷ J. Fulcher,¹⁰⁷ W. Funk,¹⁰⁷ D. Gigi,¹⁰⁷ K. Gill,¹⁰⁷ M. Girone,¹⁰⁷ F. Glege,¹⁰⁷ R. Guida,¹⁰⁷ S. Gundacker,¹⁰⁷ M. Guthoff,¹⁰⁷ J. Hammer,¹⁰⁷ P. Harris,¹⁰⁷ J. Hegeman,¹⁰⁷ V. Innocente,¹⁰⁷ P. Janot,¹⁰⁷ H. Kirschenmann,¹⁰⁷ V. Knünz,¹⁰⁷ M. J. Kortelainen,¹⁰⁷ K. Kousouris,¹⁰⁷ P. Lecoq,¹⁰⁷ C. Lourenço,¹⁰⁷ M. T. Lucchini,¹⁰⁷ N. Magini,¹⁰⁷ L. Malgeri,¹⁰⁷ M. Mannelli,¹⁰⁷ A. Martelli,¹⁰⁷ L. Masetti,¹⁰⁷ F. Meijers,¹⁰⁷ S. Mersi,¹⁰⁷ E. Meschi,¹⁰⁷ F. Moortgat,¹⁰⁷ S. Morovic,¹⁰⁷ M. Mulders,¹⁰⁷ H. Neugebauer,¹⁰⁷ S. Orfanelli,^{107,tt} L. Orsini,¹⁰⁷ L. Pape,¹⁰⁷ E. Perez,¹⁰⁷ M. Peruzzi,¹⁰⁷ A. Petrilli,¹⁰⁷ G. Petrucciani,¹⁰⁷ A. Pfeiffer,¹⁰⁷ M. Pierini,¹⁰⁷ D. Piparo,¹⁰⁷ A. Racz,¹⁰⁷ T. Reis,¹⁰⁷ G. Rolandi,^{107,uu} M. Rovere,¹⁰⁷ M. Ruan,¹⁰⁷ H. Sakulin,¹⁰⁷ J. B. Sauvan,¹⁰⁷ C. Schäfer,¹⁰⁷ C. Schwick,¹⁰⁷ M. Seidel,¹⁰⁷ A. Sharma,¹⁰⁷ P. Silva,¹⁰⁷ M. Simon,¹⁰⁷ P. Sphicas,^{107,vv} J. Steggemann,¹⁰⁷ M. Stoye,¹⁰⁷ Y. Takahashi,¹⁰⁷ D. Treille,¹⁰⁷ A. Triossi,¹⁰⁷ A. Tsirou,¹⁰⁷ V. Veckalns,^{107,ww} G. I. Veres,^{107,w} N. Wardle,¹⁰⁷ H. K. Wöhri,¹⁰⁷ A. Zagozdinska,^{107,ll} W. D. Zeuner,¹⁰⁷ W. Bertl,¹⁰⁸ K. Deiters,¹⁰⁸ W. Erdmann,¹⁰⁸ R. Horisberger,¹⁰⁸ Q. Ingram,¹⁰⁸ H. C. Kaestli,¹⁰⁸ D. Kotlinski,¹⁰⁸ U. Langenegger,¹⁰⁸ T. Rohe,¹⁰⁸ F. Bachmair,¹⁰⁹ L. Bäni,¹⁰⁹ L. Bianchini,¹⁰⁹ B. Casal,¹⁰⁹ G. Dissertori,¹⁰⁹ M. Dittmar,¹⁰⁹ M. Donegà,¹⁰⁹ P. Eller,¹⁰⁹ C. Grab,¹⁰⁹ C. Heidegger,¹⁰⁹ D. Hits,¹⁰⁹ J. Hoss,¹⁰⁹ G. Kasieczka,¹⁰⁹ P. Lecomte,^{109,a} W. Lustermaier,¹⁰⁹ B. Mangano,¹⁰⁹ M. Marionneau,¹⁰⁹ P. Martinez Ruiz del Arbol,¹⁰⁹ M. Masciovecchio,¹⁰⁹ M. T. Meinhard,¹⁰⁹ D. Meister,¹⁰⁹ F. Micheli,¹⁰⁹ P. Musella,¹⁰⁹ F. Nessi-Tedaldi,¹⁰⁹ F. Pandolfi,¹⁰⁹ J. Pata,¹⁰⁹ F. Pauss,¹⁰⁹ G. Perrin,¹⁰⁹ L. Perrozzi,¹⁰⁹ M. Quittnat,¹⁰⁹ M. Rossini,¹⁰⁹ M. Schönenberger,¹⁰⁹ A. Starodumov,^{109,xx} M. Takahashi,¹⁰⁹ V. R. Tavolaro,¹⁰⁹ K. Theofilatos,¹⁰⁹ R. Wallny,¹⁰⁹ T. K. Aarrestad,¹¹⁰ C. Amsler,^{110,yy} L. Caminada,¹¹⁰ M. F. Canelli,¹¹⁰ V. Chiochia,¹¹⁰ A. De Cosa,¹¹⁰ C. Galloni,¹¹⁰ A. Hinzmann,¹¹⁰ T. Hreus,¹¹⁰ B. Kilminster,¹¹⁰ C. Lange,¹¹⁰ J. Ngadiuba,¹¹⁰ D. Pinna,¹¹⁰ G. Rauco,¹¹⁰ P. Robmann,¹¹⁰ D. Salerno,¹¹⁰ Y. Yang,¹¹⁰ K. H. Chen,¹¹¹ T. H. Doan,¹¹¹ Sh. Jain,¹¹¹ R. Khurana,¹¹¹ M. Konyushikhin,¹¹¹ C. M. Kuo,¹¹¹ W. Lin,¹¹¹ Y. J. Lu,¹¹¹ A. Pozdnyakov,¹¹¹ S. S. Yu,¹¹¹ Arun Kumar,¹¹² P. Chang,¹¹² Y. H. Chang,¹¹² Y. W. Chang,¹¹² Y. Chao,¹¹² K. F. Chen,¹¹² P. H. Chen,¹¹² C. Dietz,¹¹² F. Fiori,¹¹² W.-S. Hou,¹¹² Y. Hsiung,¹¹² Y. F. Liu,¹¹² R.-S. Lu,¹¹² M. Miñano Moya,¹¹² J. f. Tsai,¹¹² Y. M. Tzeng,¹¹² B. Asavapibhop,¹¹³ K. Kovitanggoon,¹¹³ G. Singh,¹¹³ N. Srimanobhas,¹¹³ N. Suwonjandee,¹¹³ A. Adiguzel,¹¹⁴ S. Cerci,^{114,zz} S. Damarseckin,¹¹⁴ Z. S. Demiroglu,¹¹⁴ C. Dozen,¹¹⁴ I. Dumanoglu,¹¹⁴ S. Girgis,¹¹⁴ G. Gokbulut,¹¹⁴ Y. Guler,¹¹⁴ E. Gурpinar,¹¹⁴ I. Hos,¹¹⁴ E. E. Kagal,^{114,aaa}

A. Kayis Topaksu,¹¹⁴ G. Onengut,^{114,bbb} K. Ozdemir,^{114,ccc} S. Ozturk,^{114,ddd} B. Tali,^{114,zz} H. Topakli,^{114,ddd} C. Zorbilmez,¹¹⁴
 B. Bilin,¹¹⁵ S. Bilmis,¹¹⁵ B. Isildak,^{115,eee} G. Karapinar,^{115,fff} M. Yalvac,¹¹⁵ M. Zeyrek,¹¹⁵ E. Gülmez,¹¹⁶ M. Kaya,^{116,ggg}
 O. Kaya,^{116,hhh} E. A. Yetkin,^{116,iii} T. Yetkin,^{116,jjj} A. Cakir,¹¹⁷ K. Cankocak,¹¹⁷ S. Sen,^{117,kkk} F. I. Vardarli,¹¹⁷ B. Grynyov,¹¹⁸
 L. Levchuk,¹¹⁹ P. Sorokin,¹¹⁹ R. Aggleton,¹²⁰ F. Ball,¹²⁰ L. Beck,¹²⁰ J. J. Brooke,¹²⁰ D. Burns,¹²⁰ E. Clement,¹²⁰
 D. Cussans,¹²⁰ H. Flacher,¹²⁰ J. Goldstein,¹²⁰ M. Grimes,¹²⁰ G. P. Heath,¹²⁰ H. F. Heath,¹²⁰ J. Jacob,¹²⁰ L. Kreczko,¹²⁰
 C. Lucas,¹²⁰ Z. Meng,¹²⁰ D. M. Newbold,^{120,lll} S. Paramesvaran,¹²⁰ A. Poll,¹²⁰ T. Sakuma,¹²⁰ S. Seif El Nasr-storey,¹²⁰
 S. Senkin,¹²⁰ D. Smith,¹²⁰ V. J. Smith,¹²⁰ K. W. Bell,¹²¹ A. Belyaev,^{121,mmm} C. Brew,¹²¹ R. M. Brown,¹²¹ L. Calligaris,¹²¹
 D. Cieri,¹²¹ D. J. A. Cockerill,¹²¹ J. A. Coughlan,¹²¹ K. Harder,¹²¹ S. Harper,¹²¹ E. Olaiya,¹²¹ D. Petyt,¹²¹
 C. H. Shepherd-Themistocleous,¹²¹ A. Thea,¹²¹ I. R. Tomalin,¹²¹ T. Williams,¹²¹ S. D. Worm,¹²¹ M. Baber,¹²²
 R. Bainbridge,¹²² O. Buchmuller,¹²² A. Bundock,¹²² D. Burton,¹²² S. Casasso,¹²² M. Citron,¹²² D. Colling,¹²² L. Corpe,¹²²
 P. Dauncey,¹²² G. Davies,¹²² A. De Wit,¹²² M. Della Negra,¹²² P. Dunne,¹²² A. Elwood,¹²² D. Futyan,¹²² Y. Haddad,¹²²
 G. Hall,¹²² G. Iles,¹²² R. Lane,¹²² R. Lucas,^{122,lll} L. Lyons,¹²² A.-M. Magnan,¹²² S. Malik,¹²² L. Mastrolorenzo,¹²² J. Nash,¹²²
 A. Nikitenko,^{122,xx} J. Pela,¹²² B. Penning,¹²² M. Pesaresi,¹²² D. M. Raymond,¹²² A. Richards,¹²² A. Rose,¹²² C. Seez,¹²²
 A. Tapper,¹²² K. Uchida,¹²² M. Vazquez Acosta,^{122,nnn} T. Virdee,^{122,p} S. C. Zenz,¹²² J. E. Cole,¹²³ P. R. Hobson,¹²³
 A. Khan,¹²³ P. Kyberd,¹²³ D. Leslie,¹²³ I. D. Reid,¹²³ P. Symonds,¹²³ L. Teodorescu,¹²³ M. Turner,¹²³ A. Borzou,¹²⁴
 K. Call,¹²⁴ J. Dittmann,¹²⁴ K. Hatakeyama,¹²⁴ H. Liu,¹²⁴ N. Pastika,¹²⁴ O. Charaf,¹²⁵ S. I. Cooper,¹²⁵ C. Henderson,¹²⁵
 P. Rumerio,¹²⁵ D. Arcaro,¹²⁶ A. Avetisyan,¹²⁶ T. Bose,¹²⁶ D. Gastler,¹²⁶ D. Rankin,¹²⁶ C. Richardson,¹²⁶ J. Rohlf,¹²⁶
 L. Sulak,¹²⁶ D. Zou,¹²⁶ J. Alimena,¹²⁷ G. Benelli,¹²⁷ E. Berry,¹²⁷ D. Cutts,¹²⁷ A. Ferapontov,¹²⁷ A. Garabedian,¹²⁷
 J. Hakala,¹²⁷ U. Heintz,¹²⁷ O. Jesus,¹²⁷ E. Laird,¹²⁷ G. Landsberg,¹²⁷ Z. Mao,¹²⁷ M. Narain,¹²⁷ S. Piperov,¹²⁷ S. Sagir,¹²⁷
 R. Syarif,¹²⁷ R. Breedon,¹²⁸ G. Breto,¹²⁸ M. Calderon De La Barca Sanchez,¹²⁸ S. Chauhan,¹²⁸ M. Chertok,¹²⁸ J. Conway,¹²⁸
 R. Conway,¹²⁸ P. T. Cox,¹²⁸ R. Erbacher,¹²⁸ G. Funk,¹²⁸ M. Gardner,¹²⁸ W. Ko,¹²⁸ R. Lander,¹²⁸ C. Mclean,¹²⁸
 M. Mulhearn,¹²⁸ D. Pellett,¹²⁸ J. Pilot,¹²⁸ F. Ricci-Tam,¹²⁸ S. Shalhout,¹²⁸ J. Smith,¹²⁸ M. Squires,¹²⁸ D. Stolp,¹²⁸
 M. Tripathi,¹²⁸ S. Wilbur,¹²⁸ R. Yohay,¹²⁸ R. Cousins,¹²⁹ P. Everaerts,¹²⁹ A. Florent,¹²⁹ J. Hauser,¹²⁹ M. Ignatenko,¹²⁹
 D. Saltzberg,¹²⁹ E. Takasugi,¹²⁹ V. Valuev,¹²⁹ M. Weber,¹²⁹ K. Burt,¹³⁰ R. Clare,¹³⁰ J. Ellison,¹³⁰ J. W. Gary,¹³⁰ G. Hanson,¹³⁰
 J. Heilman,¹³⁰ M. Ivova Paneva,¹³⁰ P. Jandir,¹³⁰ E. Kennedy,¹³⁰ F. Lacroix,¹³⁰ O. R. Long,¹³⁰ M. Malberti,¹³⁰
 M. Olmedo Negrete,¹³⁰ A. Shrinivas,¹³⁰ H. Wei,¹³⁰ S. Wimpenny,¹³⁰ B. R. Yates,¹³⁰ J. G. Branson,¹³¹ G. B. Cerati,¹³¹
 S. Cittolin,¹³¹ R. T. D'Agnolo,¹³¹ M. Derdzinski,¹³¹ R. Gerosa,¹³¹ A. Holzner,¹³¹ R. Kelley,¹³¹ D. Klein,¹³¹ J. Letts,¹³¹
 I. Macneill,¹³¹ D. Olivito,¹³¹ S. Padhi,¹³¹ M. Pieri,¹³¹ M. Sani,¹³¹ V. Sharma,¹³¹ S. Simon,¹³¹ M. Tadel,¹³¹ A. Vartak,¹³¹
 S. Wasserbaech,^{131,ooo} C. Welke,¹³¹ J. Wood,¹³¹ F. Würthwein,¹³¹ A. Yagil,¹³¹ G. Zevi Della Porta,¹³¹ J. Bradmiller-Feld,¹³²
 C. Campagnari,¹³² A. Dishaw,¹³² V. Dutta,¹³² K. Flowers,¹³² M. Franco Sevilla,¹³² P. Geffert,¹³² C. George,¹³² F. Golf,¹³²
 L. Gouskos,¹³² J. Gran,¹³² J. Incandela,¹³² N. Mccoll,¹³² S. D. Mullin,¹³² J. Richman,¹³² D. Stuart,¹³² I. Suarez,¹³² C. West,¹³²
 J. Yoo,¹³² D. Anderson,¹³³ A. Apresyan,¹³³ J. Bendavid,¹³³ A. Bornheim,¹³³ J. Bunn,¹³³ Y. Chen,¹³³ J. Duarte,¹³³ A. Mott,¹³³
 H. B. Newman,¹³³ C. Pena,¹³³ M. Spiropulu,¹³³ J. R. Vlimant,¹³³ S. Xie,¹³³ R. Y. Zhu,¹³³ M. B. Andrews,¹³⁴ V. Azzolini,¹³⁴
 A. Calamba,¹³⁴ B. Carlson,¹³⁴ T. Ferguson,¹³⁴ M. Paulini,¹³⁴ J. Russ,¹³⁴ M. Sun,¹³⁴ H. Vogel,¹³⁴ I. Vorobiev,¹³⁴
 J. P. Cumalat,¹³⁵ W. T. Ford,¹³⁵ F. Jensen,¹³⁵ A. Johnson,¹³⁵ M. Krohn,¹³⁵ T. Mulholland,¹³⁵ U. Nauenberg,¹³⁵ K. Stenson,¹³⁵
 S. R. Wagner,¹³⁵ J. Alexander,¹³⁶ A. Chatterjee,¹³⁶ J. Chaves,¹³⁶ J. Chu,¹³⁶ S. Dittmer,¹³⁶ N. Eggert,¹³⁶ N. Mirman,¹³⁶
 G. Nicolas Kaufman,¹³⁶ J. R. Patterson,¹³⁶ A. Rinkevicius,¹³⁶ A. Ryd,¹³⁶ L. Skinnari,¹³⁶ L. Soffi,¹³⁶ W. Sun,¹³⁶ S. M. Tan,¹³⁶
 W. D. Teo,¹³⁶ J. Thom,¹³⁶ J. Thompson,¹³⁶ J. Tucker,¹³⁶ Y. Weng,¹³⁶ P. Wittich,¹³⁶ S. Abdullin,¹³⁷ M. Albrow,¹³⁷
 G. Apollinari,¹³⁷ S. Banerjee,¹³⁷ L. A. T. Bauerdick,¹³⁷ A. Beretvas,¹³⁷ J. Berryhill,¹³⁷ P. C. Bhat,¹³⁷ G. Bolla,¹³⁷
 K. Burkett,¹³⁷ J. N. Butler,¹³⁷ H. W. K. Cheung,¹³⁷ F. Chlebana,¹³⁷ S. Cihangir,¹³⁷ V. D. Elvira,¹³⁷ I. Fisk,¹³⁷ J. Freeman,¹³⁷
 E. Gottschalk,¹³⁷ L. Gray,¹³⁷ D. Green,¹³⁷ S. Grünendahl,¹³⁷ O. Gutsche,¹³⁷ J. Hanlon,¹³⁷ D. Hare,¹³⁷ R. M. Harris,¹³⁷
 S. Hasegawa,¹³⁷ J. Hirschauer,¹³⁷ Z. Hu,¹³⁷ B. Jayatilaka,¹³⁷ S. Jindariani,¹³⁷ M. Johnson,¹³⁷ U. Joshi,¹³⁷ B. Klima,¹³⁷
 B. Kreis,¹³⁷ S. Lammel,¹³⁷ J. Lewis,¹³⁷ J. Linacre,¹³⁷ D. Lincoln,¹³⁷ R. Lipton,¹³⁷ T. Liu,¹³⁷ R. Lopes De Sá,¹³⁷ J. Lykken,¹³⁷
 K. Maeshima,¹³⁷ J. M. Marraffino,¹³⁷ S. Maruyama,¹³⁷ D. Mason,¹³⁷ P. McBride,¹³⁷ P. Merkel,¹³⁷ S. Mrenna,¹³⁷ S. Nahn,¹³⁷
 C. Newman-Holmes,^{137,a} V. O'Dell,¹³⁷ K. Pedro,¹³⁷ O. Prokofyev,¹³⁷ G. Rakness,¹³⁷ E. Sexton-Kennedy,¹³⁷ A. Soha,¹³⁷
 W. J. Spalding,¹³⁷ L. Spiegel,¹³⁷ S. Stoynev,¹³⁷ N. Strobbe,¹³⁷ L. Taylor,¹³⁷ S. Tkaczyk,¹³⁷ N. V. Tran,¹³⁷ L. Uplegger,¹³⁷
 E. W. Vaandering,¹³⁷ C. Vernieri,¹³⁷ M. Verzocchi,¹³⁷ R. Vidal,¹³⁷ M. Wang,¹³⁷ H. A. Weber,¹³⁷ A. Whitbeck,¹³⁷
 D. Acosta,¹³⁸ P. Avery,¹³⁸ P. Bortignon,¹³⁸ D. Bourilkov,¹³⁸ A. Brinkerhoff,¹³⁸ A. Carnes,¹³⁸ M. Carver,¹³⁸ D. Curry,¹³⁸
 S. Das,¹³⁸ R. D. Field,¹³⁸ I. K. Furic,¹³⁸ J. Konigsberg,¹³⁸ A. Korytov,¹³⁸ K. Kotov,¹³⁸ P. Ma,¹³⁸ K. Matchev,¹³⁸ H. Mei,¹³⁸

P. Milenovic,^{138,ppp} G. Mitselmakher,¹³⁸ D. Rank,¹³⁸ R. Rossin,¹³⁸ L. Shchutska,¹³⁸ D. Sperka,¹³⁸ N. Terentyev,¹³⁸ L. Thomas,¹³⁸ J. Wang,¹³⁸ S. Wang,¹³⁸ J. Yelton,¹³⁸ S. Linn,¹³⁹ P. Markowitz,¹³⁹ G. Martinez,¹³⁹ J. L. Rodriguez,¹³⁹ A. Ackert,¹⁴⁰ J. R. Adams,¹⁴⁰ T. Adams,¹⁴⁰ A. Askew,¹⁴⁰ S. Bein,¹⁴⁰ J. Bochenek,¹⁴⁰ B. Diamond,¹⁴⁰ J. Haas,¹⁴⁰ S. Hagopian,¹⁴⁰ V. Hagopian,¹⁴⁰ K. F. Johnson,¹⁴⁰ A. Khatiwada,¹⁴⁰ H. Prosper,¹⁴⁰ A. Santra,¹⁴⁰ M. Weinberg,¹⁴⁰ M. M. Baarmand,¹⁴¹ V. Bhopatkar,¹⁴¹ S. Colafranceschi,^{141,qqq} M. Hohlmann,¹⁴¹ H. Kalakhety,¹⁴¹ D. Noonan,¹⁴¹ T. Roy,¹⁴¹ F. Yumiceva,¹⁴¹ M. R. Adams,¹⁴² L. Apanasevich,¹⁴² D. Berry,¹⁴² R. R. Betts,¹⁴² I. Bucinskaite,¹⁴² R. Cavanaugh,¹⁴² O. Evdokimov,¹⁴² L. Gauthier,¹⁴² C. E. Gerber,¹⁴² D. J. Hofman,¹⁴² P. Kurt,¹⁴² C. O'Brien,¹⁴² I. D. Sandoval Gonzalez,¹⁴² P. Turner,¹⁴² N. Varelas,¹⁴² Z. Wu,¹⁴² M. Zakaria,¹⁴² J. Zhang,¹⁴² B. Bilki,^{143,rrr} W. Clarida,¹⁴³ K. Dilsiz,¹⁴³ S. Durgut,¹⁴³ R. P. Gandrajula,¹⁴³ M. Haytmyradov,¹⁴³ V. Khristenko,¹⁴³ J.-P. Merlo,¹⁴³ H. Mermerkaya,^{143,sss} A. Mestvirishvili,¹⁴³ A. Moeller,¹⁴³ J. Nachtman,¹⁴³ H. Ogul,¹⁴³ Y. Onel,¹⁴³ F. Ozok,^{143,ttt} A. Penzo,¹⁴³ C. Snyder,¹⁴³ E. Tiras,¹⁴³ J. Wetzel,¹⁴³ K. Yi,¹⁴³ I. Anderson,¹⁴⁴ B. Blumenfeld,¹⁴⁴ A. Cocoros,¹⁴⁴ N. Eminizer,¹⁴⁴ D. Fehling,¹⁴⁴ L. Feng,¹⁴⁴ A. V. Gritsan,¹⁴⁴ P. Maksimovic,¹⁴⁴ M. Osherson,¹⁴⁴ J. Roskes,¹⁴⁴ U. Sarica,¹⁴⁴ M. Swartz,¹⁴⁴ M. Xiao,¹⁴⁴ Y. Xin,¹⁴⁴ C. You,¹⁴⁴ P. Baringer,¹⁴⁵ A. Bean,¹⁴⁵ C. Bruner,¹⁴⁵ J. Castle,¹⁴⁵ R. P. Kenny III,¹⁴⁵ A. Kropivnitskaya,¹⁴⁵ D. Majumder,¹⁴⁵ M. Malek,¹⁴⁵ W. Mcbrayer,¹⁴⁵ M. Murray,¹⁴⁵ S. Sanders,¹⁴⁵ R. Stringer,¹⁴⁵ Q. Wang,¹⁴⁵ A. Ivanov,¹⁴⁶ K. Kaadze,¹⁴⁶ S. Khalil,¹⁴⁶ M. Makouski,¹⁴⁶ Y. Maravin,¹⁴⁶ A. Mohammadi,¹⁴⁶ L. K. Saini,¹⁴⁶ N. Skhirtladze,¹⁴⁶ S. Toda,¹⁴⁶ D. Lange,¹⁴⁷ F. Rebassoo,¹⁴⁷ D. Wright,¹⁴⁷ C. Anelli,¹⁴⁸ A. Baden,¹⁴⁸ O. Baron,¹⁴⁸ A. Belloni,¹⁴⁸ B. Calvert,¹⁴⁸ S. C. Eno,¹⁴⁸ C. Ferraioli,¹⁴⁸ J. A. Gomez,¹⁴⁸ N. J. Hadley,¹⁴⁸ S. Jabeen,¹⁴⁸ R. G. Kellogg,¹⁴⁸ T. Kolberg,¹⁴⁸ J. Kunkle,¹⁴⁸ Y. Lu,¹⁴⁸ A. C. Mignerey,¹⁴⁸ Y. H. Shin,¹⁴⁸ A. Skuja,¹⁴⁸ M. B. Tonjes,¹⁴⁸ S. C. Tonwar,¹⁴⁸ A. Apyan,¹⁴⁹ R. Barbieri,¹⁴⁹ A. Baty,¹⁴⁹ R. Bi,¹⁴⁹ K. Bierwagen,¹⁴⁹ S. Brandt,¹⁴⁹ W. Busza,¹⁴⁹ I. A. Cali,¹⁴⁹ Z. Demiragli,¹⁴⁹ L. Di Matteo,¹⁴⁹ G. Gomez Ceballos,¹⁴⁹ M. Goncharov,¹⁴⁹ D. Gulhan,¹⁴⁹ D. Hsu,¹⁴⁹ Y. Iiyama,¹⁴⁹ G. M. Innocenti,¹⁴⁹ M. Klute,¹⁴⁹ D. Kovalskyi,¹⁴⁹ K. Krajczar,¹⁴⁹ Y. S. Lai,¹⁴⁹ Y.-J. Lee,¹⁴⁹ A. Levin,¹⁴⁹ P. D. Luckey,¹⁴⁹ A. C. Marini,¹⁴⁹ C. McGinn,¹⁴⁹ C. Mironov,¹⁴⁹ S. Narayanan,¹⁴⁹ X. Niu,¹⁴⁹ C. Paus,¹⁴⁹ C. Roland,¹⁴⁹ G. Roland,¹⁴⁹ J. Salfeld-Nebgen,¹⁴⁹ G. S. F. Stephans,¹⁴⁹ K. Sumorok,¹⁴⁹ K. Tatar,¹⁴⁹ M. Varma,¹⁴⁹ D. Velicanu,¹⁴⁹ J. Veverka,¹⁴⁹ J. Wang,¹⁴⁹ T. W. Wang,¹⁴⁹ B. Wyslouch,¹⁴⁹ M. Yang,¹⁴⁹ V. Zhukova,¹⁴⁹ A. C. Benvenuti,¹⁵⁰ B. Dahmes,¹⁵⁰ A. Evans,¹⁵⁰ A. Finkel,¹⁵⁰ A. Gude,¹⁵⁰ P. Hansen,¹⁵⁰ S. Kalafut,¹⁵⁰ S. C. Kao,¹⁵⁰ K. Klapoetke,¹⁵⁰ Y. Kubota,¹⁵⁰ Z. Lesko,¹⁵⁰ J. Mans,¹⁵⁰ S. Nourbakhsh,¹⁵⁰ N. Ruckstuhl,¹⁵⁰ R. Rusack,¹⁵⁰ N. Tambe,¹⁵⁰ J. Turkewitz,¹⁵⁰ J. G. Acosta,¹⁵¹ S. Oliveros,¹⁵¹ E. Avdeeva,¹⁵² R. Bartek,¹⁵² K. Bloom,¹⁵² S. Bose,¹⁵² D. R. Claes,¹⁵² A. Dominguez,¹⁵² C. Fangmeier,¹⁵² R. Gonzalez Suarez,¹⁵² R. Kamalieddin,¹⁵² D. Knowlton,¹⁵² I. Kravchenko,¹⁵² F. Meier,¹⁵² J. Monroy,¹⁵² F. Ratnikov,¹⁵² J. E. Siado,¹⁵² G. R. Snow,¹⁵² B. Stieger,¹⁵² M. Alyari,¹⁵³ J. Dolen,¹⁵³ J. George,¹⁵³ A. Godshalk,¹⁵³ C. Harrington,¹⁵³ I. Iashvili,¹⁵³ J. Kaisen,¹⁵³ A. Kharchilava,¹⁵³ A. Kumar,¹⁵³ A. Parker,¹⁵³ S. Rappoccio,¹⁵³ B. Roozbahani,¹⁵³ G. Alverson,¹⁵⁴ E. Barberis,¹⁵⁴ D. Baumgartel,¹⁵⁴ M. Chasco,¹⁵⁴ A. Hortiangtham,¹⁵⁴ A. Massironi,¹⁵⁴ D. M. Morse,¹⁵⁴ D. Nash,¹⁵⁴ T. Orimoto,¹⁵⁴ R. Teixeira De Lima,¹⁵⁴ D. Trocino,¹⁵⁴ R.-J. Wang,¹⁵⁴ D. Wood,¹⁵⁴ J. Zhang,¹⁵⁴ S. Bhattacharya,¹⁵⁵ K. A. Hahn,¹⁵⁵ A. Kubik,¹⁵⁵ J. F. Low,¹⁵⁵ N. Mucia,¹⁵⁵ N. Odell,¹⁵⁵ B. Pollack,¹⁵⁵ M. H. Schmitt,¹⁵⁵ K. Sung,¹⁵⁵ M. Trovato,¹⁵⁵ M. Velasco,¹⁵⁵ N. Dev,¹⁵⁶ M. Hildreth,¹⁵⁶ C. Jessop,¹⁵⁶ D. J. Karmgard,¹⁵⁶ N. Kellams,¹⁵⁶ K. Lannon,¹⁵⁶ N. Marinelli,¹⁵⁶ F. Meng,¹⁵⁶ C. Mueller,¹⁵⁶ Y. Musienko,^{156,mmm} M. Planer,¹⁵⁶ A. Reinsvold,¹⁵⁶ R. Ruchti,¹⁵⁶ N. Rupprecht,¹⁵⁶ G. Smith,¹⁵⁶ S. Taroni,¹⁵⁶ N. Valls,¹⁵⁶ M. Wayne,¹⁵⁶ M. Wolf,¹⁵⁶ A. Woodard,¹⁵⁶ L. Antonelli,¹⁵⁷ J. Brinson,¹⁵⁷ B. Bylsma,¹⁵⁷ L. S. Durkin,¹⁵⁷ S. Flowers,¹⁵⁷ A. Hart,¹⁵⁷ C. Hill,¹⁵⁷ R. Hughes,¹⁵⁷ W. Ji,¹⁵⁷ T. Y. Ling,¹⁵⁷ B. Liu,¹⁵⁷ W. Luo,¹⁵⁷ D. Puigh,¹⁵⁷ M. Rodenburg,¹⁵⁷ B. L. Winer,¹⁵⁷ H. W. Wulsin,¹⁵⁷ O. Driga,¹⁵⁸ P. Elmer,¹⁵⁸ J. Hardenbrook,¹⁵⁸ P. Hebda,¹⁵⁸ S. A. Koay,¹⁵⁸ P. Lujan,¹⁵⁸ D. Marlow,¹⁵⁸ T. Medvedeva,¹⁵⁸ M. Mooney,¹⁵⁸ J. Olsen,¹⁵⁸ C. Palmer,¹⁵⁸ P. Piroué,¹⁵⁸ D. Stickland,¹⁵⁸ C. Tully,¹⁵⁸ A. Zuranski,¹⁵⁸ S. Malik,¹⁵⁹ A. Barker,¹⁶⁰ V. E. Barnes,¹⁶⁰ D. Benedetti,¹⁶⁰ L. Gutay,¹⁶⁰ M. K. Jha,¹⁶⁰ M. Jones,¹⁶⁰ A. W. Jung,¹⁶⁰ K. Jung,¹⁶⁰ D. H. Miller,¹⁶⁰ N. Neumeister,¹⁶⁰ B. C. Radburn-Smith,¹⁶⁰ X. Shi,¹⁶⁰ J. Sun,¹⁶⁰ A. Svyatkovskiy,¹⁶⁰ F. Wang,¹⁶⁰ W. Xie,¹⁶⁰ L. Xu,¹⁶⁰ N. Parashar,¹⁶¹ J. Stupak,¹⁶¹ A. Adair,¹⁶² B. Akgun,¹⁶² Z. Chen,¹⁶² K. M. Ecklund,¹⁶² F. J. M. Geurts,¹⁶² M. Guilbaud,¹⁶² W. Li,¹⁶² B. Michlin,¹⁶² M. Northup,¹⁶² B. P. Padley,¹⁶² R. Redjimi,¹⁶² J. Roberts,¹⁶² J. Rorie,¹⁶² Z. Tu,¹⁶² J. Zabel,¹⁶² B. Betchart,¹⁶³ A. Bodek,¹⁶³ P. de Barbaro,¹⁶³ R. Demina,¹⁶³ Y. t. Duh,¹⁶³ Y. Eshaq,¹⁶³ T. Ferbel,¹⁶³ M. Galanti,¹⁶³ A. Garcia-Bellido,¹⁶³ J. Han,¹⁶³ O. Hindrichs,¹⁶³ A. Khukhunaishvili,¹⁶³ K. H. Lo,¹⁶³ P. Tan,¹⁶³ M. Verzetti,¹⁶³ J. P. Chou,¹⁶⁴ E. Contreras-Campana,¹⁶⁴ Y. Gershtein,¹⁶⁴ T. A. Gómez Espinosa,¹⁶⁴ E. Halkiadakis,¹⁶⁴ M. Heindl,¹⁶⁴ D. Hidas,¹⁶⁴ E. Hughes,¹⁶⁴ S. Kaplan,¹⁶⁴ R. Kunnawalkam Elayavalli,¹⁶⁴ S. Kyriacou,¹⁶⁴ A. Lath,¹⁶⁴ K. Nash,¹⁶⁴ H. Saka,¹⁶⁴ S. Salur,¹⁶⁴ S. Schnetzer,¹⁶⁴ D. Sheffield,¹⁶⁴ S. Somalwar,¹⁶⁴ R. Stone,¹⁶⁴ S. Thomas,¹⁶⁴ P. Thomassen,¹⁶⁴ M. Walker,¹⁶⁴ M. Foerster,¹⁶⁵ J. Heideman,¹⁶⁵ G. Riley,¹⁶⁵ K. Rose,¹⁶⁵ S. Spanier,¹⁶⁵ K. Thapa,¹⁶⁵ O. Bouhali,^{166,uuu} A. Castaneda Hernandez,^{166,uuu}

A. Celik,¹⁶⁶ M. Dalchenko,¹⁶⁶ M. De Mattia,¹⁶⁶ A. Delgado,¹⁶⁶ S. Dildick,¹⁶⁶ R. Eusebi,¹⁶⁶ J. Gilmore,¹⁶⁶ T. Huang,¹⁶⁶ T. Kamon,^{166, vvv} V. Krutelyov,¹⁶⁶ R. Mueller,¹⁶⁶ I. Osipenkov,¹⁶⁶ Y. Pakhotin,¹⁶⁶ R. Patel,¹⁶⁶ A. Perloff,¹⁶⁶ L. Perniè,¹⁶⁶ D. Rathjens,¹⁶⁶ A. Rose,¹⁶⁶ A. Safonov,¹⁶⁶ A. Tatarinov,¹⁶⁶ K. A. Ulmer,¹⁶⁶ N. Akchurin,¹⁶⁷ C. Cowden,¹⁶⁷ J. Damgov,¹⁶⁷ C. Dragoiu,¹⁶⁷ P. R. Duderø,¹⁶⁷ J. Faulkner,¹⁶⁷ S. Kunori,¹⁶⁷ K. Lamichhane,¹⁶⁷ S. W. Lee,¹⁶⁷ T. Libeiro,¹⁶⁷ S. Undleeb,¹⁶⁷ I. Volobouev,¹⁶⁷ Z. Wang,¹⁶⁷ E. Appelt,¹⁶⁸ A. G. Delannoy,¹⁶⁸ S. Greene,¹⁶⁸ A. Gurrola,¹⁶⁸ R. Janjam,¹⁶⁸ W. Johns,¹⁶⁸ C. Maguire,¹⁶⁸ Y. Mao,¹⁶⁸ A. Melo,¹⁶⁸ H. Ni,¹⁶⁸ P. Sheldon,¹⁶⁸ S. Tuo,¹⁶⁸ J. Velkovska,¹⁶⁸ Q. Xu,¹⁶⁸ M. W. Arenton,¹⁶⁹ P. Barria,¹⁶⁹ B. Cox,¹⁶⁹ B. Francis,¹⁶⁹ J. Goodell,¹⁶⁹ R. Hirosky,¹⁶⁹ A. Ledovskoy,¹⁶⁹ H. Li,¹⁶⁹ C. Neu,¹⁶⁹ T. Sinthuprasith,¹⁶⁹ X. Sun,¹⁶⁹ Y. Wang,¹⁶⁹ E. Wolfe,¹⁶⁹ F. Xia,¹⁶⁹ C. Clarke,¹⁷⁰ R. Harr,¹⁷⁰ P. E. Karchin,¹⁷⁰ C. Kottachchi Kankanamge Don,¹⁷⁰ P. Lamichhane,¹⁷⁰ J. Sturdy,¹⁷⁰ D. A. Belknap,¹⁷¹ D. Carlsmith,¹⁷¹ S. Dasu,¹⁷¹ L. Dodd,¹⁷¹ S. Duric,¹⁷¹ B. Gember,¹⁷¹ M. Grothe,¹⁷¹ M. Herndon,¹⁷¹ A. Hervé,¹⁷¹ P. Klabbbers,¹⁷¹ A. Lanaro,¹⁷¹ A. Levine,¹⁷¹ K. Long,¹⁷¹ R. Loveless,¹⁷¹ A. Mohapatra,¹⁷¹ I. Ojalvo,¹⁷¹ T. Perry,¹⁷¹ G. A. Pierro,¹⁷¹ G. Polese,¹⁷¹ T. Ruggles,¹⁷¹ T. Sarangi,¹⁷¹ A. Savin,¹⁷¹ A. Sharma,¹⁷¹ N. Smith,¹⁷¹ W. H. Smith,¹⁷¹ D. Taylor,¹⁷¹ P. Verwilligen,¹⁷¹ and N. Woods¹⁷¹

(CMS Collaboration)

¹*Yerevan Physics Institute, Yerevan, Armenia*

²*Institut für Hochenergiephysik der OeAW, Wien, Austria*

³*National Centre for Particle and High Energy Physics, Minsk, Belarus*

⁴*Universiteit Antwerpen, Antwerpen, Belgium*

⁵*Vrije Universiteit Brussel, Brussel, Belgium*

⁶*Université Libre de Bruxelles, Bruxelles, Belgium*

⁷*Ghent University, Ghent, Belgium*

⁸*Université Catholique de Louvain, Louvain-la-Neuve, Belgium*

⁹*Université de Mons, Mons, Belgium*

¹⁰*Centro Brasileiro de Pesquisas Físicas, Rio de Janeiro, Brazil*

¹¹*Universidade do Estado do Rio de Janeiro, Rio de Janeiro, Brazil*

^{12a}*Universidade Estadual Paulista, São Paulo, Brazil*

^{12b}*Universidade Federal do ABC, São Paulo, Brazil*

¹³*Institute for Nuclear Research and Nuclear Energy, Sofia, Bulgaria*

¹⁴*University of Sofia, Sofia, Bulgaria*

¹⁵*Beihang University, Beijing, China*

¹⁶*Institute of High Energy Physics, Beijing, China*

¹⁷*State Key Laboratory of Nuclear Physics and Technology, Peking University, Beijing, China*

¹⁸*Universidad de Los Andes, Bogota, Colombia*

¹⁹*University of Split, Faculty of Electrical Engineering, Mechanical Engineering and Naval Architecture, Split, Croatia*

²⁰*University of Split, Faculty of Science, Split, Croatia*

²¹*Institute Rudjer Boskovic, Zagreb, Croatia*

²²*University of Cyprus, Nicosia, Cyprus*

²³*Charles University, Prague, Czech Republic*

²⁴*Universidad San Francisco de Quito, Quito, Ecuador*

²⁵*Academy of Scientific Research and Technology of the Arab Republic of Egypt, Egyptian Network of High Energy Physics, Cairo, Egypt*

²⁶*National Institute of Chemical Physics and Biophysics, Tallinn, Estonia*

²⁷*Department of Physics, University of Helsinki, Helsinki, Finland*

²⁸*Helsinki Institute of Physics, Helsinki, Finland*

²⁹*Lappeenranta University of Technology, Lappeenranta, Finland*

³⁰*DSM/IRFU, CEA/Saclay, Gif-sur-Yvette, France*

³¹*Laboratoire Leprince-Ringuet, Ecole Polytechnique, IN2P3-CNRS, Palaiseau, France*

³²*Institut Pluridisciplinaire Hubert Curien, Université de Strasbourg, Université de Haute Alsace Mulhouse, CNRS/IN2P3, Strasbourg, France*

³³*Centre de Calcul de l'Institut National de Physique Nucléaire et de Physique des Particules, CNRS/IN2P3, Villeurbanne, France*

³⁴*Université de Lyon, Université Claude Bernard Lyon 1, CNRS-IN2P3, Institut de Physique Nucléaire de Lyon, Villeurbanne, France*

³⁵*Georgian Technical University, Tbilisi, Georgia*

- ³⁶*Tbilisi State University, Tbilisi, Georgia*
- ³⁷*RWTH Aachen University, I. Physikalisches Institut, Aachen, Germany*
- ³⁸*RWTH Aachen University, III. Physikalisches Institut A, Aachen, Germany*
- ³⁹*RWTH Aachen University, III. Physikalisches Institut B, Aachen, Germany*
- ⁴⁰*Deutsches Elektronen-Synchrotron, Hamburg, Germany*
- ⁴¹*University of Hamburg, Hamburg, Germany*
- ⁴²*Institut für Experimentelle Kernphysik, Karlsruhe, Germany*
- ⁴³*Institute of Nuclear and Particle Physics (INPP), NCSR Demokritos, Aghia Paraskevi, Greece*
- ⁴⁴*National and Kapodistrian University of Athens, Athens, Greece*
- ⁴⁵*University of Ioánnina, Ioánnina, Greece*
- ⁴⁶*MTA-ELTE Lendület CMS Particle and Nuclear Physics Group, Eötvös Loránd University*
- ⁴⁷*Wigner Research Centre for Physics, Budapest, Hungary*
- ⁴⁸*Institute of Nuclear Research ATOMKI, Debrecen, Hungary*
- ⁴⁹*University of Debrecen, Debrecen, Hungary*
- ⁵⁰*National Institute of Science Education and Research, Bhubaneswar, India*
- ⁵¹*Panjab University, Chandigarh, India*
- ⁵²*University of Delhi, Delhi, India*
- ⁵³*Saha Institute of Nuclear Physics, Kolkata, India*
- ⁵⁴*Bhabha Atomic Research Centre, Mumbai, India*
- ⁵⁵*Tata Institute of Fundamental Research, Mumbai, India*
- ⁵⁶*Indian Institute of Science Education and Research (IISER), Pune, India*
- ⁵⁷*Institute for Research in Fundamental Sciences (IPM), Tehran, Iran*
- ⁵⁸*University College Dublin, Dublin, Ireland*
- ^{59a}*INFN Sezione di Bari, Bari, Italy*
- ^{59b}*Università di Bari, Bari, Italy*
- ^{59c}*Politecnico di Bari, Bari, Italy*
- ^{60a}*INFN Sezione di Bologna, Bologna, Italy*
- ^{60b}*Università di Bologna, Bologna, Italy*
- ^{61a}*INFN Sezione di Catania, Catania, Italy*
- ^{61b}*Università di Catania, Catania, Italy*
- ^{62a}*INFN Sezione di Firenze, Firenze, Italy*
- ^{62b}*Università di Firenze, Firenze, Italy*
- ⁶³*INFN Laboratori Nazionali di Frascati, Frascati, Italy*
- ^{64a}*INFN Sezione di Genova, Genova, Italy*
- ^{64b}*Università di Genova, Genova, Italy*
- ^{65a}*INFN Sezione di Milano-Bicocca, Milano, Italy*
- ^{65b}*Università di Milano-Bicocca, Milano, Italy*
- ^{66a}*INFN Sezione di Napoli, Roma, Italy*
- ^{66b}*Università di Napoli 'Federico II', Roma, Italy*
- ^{66c}*Università della Basilicata, Roma, Italy*
- ^{66d}*Università G. Marconi, Roma, Italy*
- ^{67a}*INFN Sezione di Padova, Trento, Italy*
- ^{67b}*Università di Padova, Trento, Italy*
- ^{67c}*Università di Trento, Trento, Italy*
- ^{68a}*INFN Sezione di Pavia, Pavia, Italy*
- ^{68b}*Università di Pavia, Pavia, Italy*
- ^{69a}*INFN Sezione di Perugia, Perugia, Italy*
- ^{69b}*Università di Perugia, Perugia, Italy*
- ^{70a}*INFN Sezione di Pisa, Pisa, Italy*
- ^{70b}*Università di Pisa, Pisa, Italy*
- ^{70c}*Scuola Normale Superiore di Pisa, Pisa, Italy*
- ^{71a}*INFN Sezione di Roma*
- ^{71b}*Università di Roma*
- ^{72a}*INFN Sezione di Torino, Novara, Italy*
- ^{72b}*Università di Torino, Novara, Italy*
- ^{72c}*Università del Piemonte Orientale, Novara, Italy*
- ^{73a}*INFN Sezione di Trieste, Trieste, Italy*
- ^{73b}*Università di Trieste, Trieste, Italy*
- ⁷⁴*Kangwon National University, Chunchon, Korea*
- ⁷⁵*Kyungpook National University, Daegu, Korea*

- ⁷⁶Chonbuk National University, Jeonju, Korea
- ⁷⁷Chonnam National University, Institute for Universe and Elementary Particles, Kwangju, Korea
- ⁷⁸Korea University, Seoul, Korea
- ⁷⁹Seoul National University, Seoul, Korea
- ⁸⁰University of Seoul, Seoul, Korea
- ⁸¹Sungkyunkwan University, Suwon, Korea
- ⁸²Vilnius University, Vilnius, Lithuania
- ⁸³National Centre for Particle Physics, Universiti Malaya, Kuala Lumpur, Malaysia
- ⁸⁴Centro de Investigación y de Estudios Avanzados del IPN, Mexico City, Mexico
- ⁸⁵Universidad Iberoamericana, Mexico City, Mexico
- ⁸⁶Benemerita Universidad Autónoma de Puebla, Puebla, Mexico
- ⁸⁷Universidad Autónoma de San Luis Potosí, San Luis Potosí, Mexico
- ⁸⁸University of Auckland, Auckland, New Zealand
- ⁸⁹University of Canterbury, Christchurch, New Zealand
- ⁹⁰National Centre for Physics, Quaid-I-Azam University, Islamabad, Pakistan
- ⁹¹National Centre for Nuclear Research, Swierk, Poland
- ⁹²Institute of Experimental Physics, Faculty of Physics, University of Warsaw, Warsaw, Poland
- ⁹³Laboratório de Instrumentação e Física Experimental de Partículas, Lisboa, Portugal
- ⁹⁴Joint Institute for Nuclear Research, Dubna, Russia
- ⁹⁵Petersburg Nuclear Physics Institute, Gatchina (St. Petersburg), Russia
- ⁹⁶Institute for Nuclear Research, Moscow, Russia
- ⁹⁷Institute for Theoretical and Experimental Physics, Moscow, Russia
- ⁹⁸National Research Nuclear University 'Moscow Engineering Physics Institute' (MEPhI), Moscow, Russia
- ⁹⁹P.N. Lebedev Physical Institute, Moscow, Russia
- ¹⁰⁰Skobeltsyn Institute of Nuclear Physics, Lomonosov Moscow State University, Moscow, Russia
- ¹⁰¹State Research Center of Russian Federation, Institute for High Energy Physics, Protvino, Russia
- ¹⁰²University of Belgrade, Faculty of Physics and Vinca Institute of Nuclear Sciences, Belgrade, Serbia
- ¹⁰³Centro de Investigaciones Energéticas Medioambientales y Tecnológicas (CIEMAT), Madrid, Spain
- ¹⁰⁴Universidad Autónoma de Madrid, Madrid, Spain
- ¹⁰⁵Universidad de Oviedo, Oviedo, Spain
- ¹⁰⁶Instituto de Física de Cantabria (IFCA), CSIC-Universidad de Cantabria, Santander, Spain
- ¹⁰⁷CERN, European Organization for Nuclear Research, Geneva, Switzerland
- ¹⁰⁸Paul Scherrer Institut, Villigen, Switzerland
- ¹⁰⁹Institute for Particle Physics, ETH Zurich, Zurich, Switzerland
- ¹¹⁰Universität Zürich, Zurich, Switzerland
- ¹¹¹National Central University, Chung-Li, Taiwan
- ¹¹²National Taiwan University (NTU), Taipei, Taiwan
- ¹¹³Chulalongkorn University, Faculty of Science, Department of Physics, Bangkok, Thailand
- ¹¹⁴Cukurova University, Adana, Turkey
- ¹¹⁵Middle East Technical University, Physics Department, Ankara, Turkey
- ¹¹⁶Bogazici University, Istanbul, Turkey
- ¹¹⁷Istanbul Technical University, Istanbul, Turkey
- ¹¹⁸Institute for Scintillation Materials of National Academy of Science of Ukraine, Kharkov, Ukraine
- ¹¹⁹National Scientific Center, Kharkov Institute of Physics and Technology, Kharkov, Ukraine
- ¹²⁰University of Bristol, Bristol, United Kingdom
- ¹²¹Rutherford Appleton Laboratory, Didcot, United Kingdom
- ¹²²Imperial College, London, United Kingdom
- ¹²³Brunel University, Uxbridge, United Kingdom
- ¹²⁴Baylor University, Waco, Texas, USA
- ¹²⁵The University of Alabama, Tuscaloosa, Alabama, USA
- ¹²⁶Boston University, Boston, Massachusetts, USA
- ¹²⁷Brown University, Providence, Rhode Island, USA
- ¹²⁸University of California, Davis, Davis, California, USA
- ¹²⁹University of California, Los Angeles, California, USA
- ¹³⁰University of California, Riverside, Riverside, California, USA
- ¹³¹University of California, San Diego, La Jolla, California, USA
- ¹³²University of California, Santa Barbara, Santa Barbara, California, USA
- ¹³³California Institute of Technology, Pasadena, California, USA
- ¹³⁴Carnegie Mellon University, Pittsburgh, Pennsylvania, USA

- ¹³⁵*University of Colorado Boulder, Boulder, Colorado, USA*
¹³⁶*Cornell University, Ithaca, New York, USA*
¹³⁷*Fermi National Accelerator Laboratory, Batavia, Illinois, USA*
¹³⁸*University of Florida, Gainesville, Florida, USA*
¹³⁹*Florida International University, Miami, Florida, USA*
¹⁴⁰*Florida State University, Tallahassee, Florida, USA*
¹⁴¹*Florida Institute of Technology, Melbourne, Florida, USA*
¹⁴²*University of Illinois at Chicago (UIC), Chicago, Illinois, USA*
¹⁴³*The University of Iowa, Iowa City, Iowa, USA*
¹⁴⁴*Johns Hopkins University, Baltimore, Maryland, USA*
¹⁴⁵*The University of Kansas, Lawrence, Kansas, USA*
¹⁴⁶*Kansas State University, Manhattan, Kansas, USA*
¹⁴⁷*Lawrence Livermore National Laboratory, Livermore, California, USA*
¹⁴⁸*University of Maryland, College Park, Maryland, USA*
¹⁴⁹*Massachusetts Institute of Technology, Cambridge, Massachusetts, USA*
¹⁵⁰*University of Minnesota, Minneapolis, Minnesota, USA*
¹⁵¹*University of Mississippi, Oxford, Mississippi, USA*
¹⁵²*University of Nebraska-Lincoln, Lincoln, Nebraska, USA*
¹⁵³*State University of New York at Buffalo, Buffalo, New York, USA*
¹⁵⁴*Northeastern University, Boston, Massachusetts, USA*
¹⁵⁵*Northwestern University, Evanston, Illinois, USA*
¹⁵⁶*University of Notre Dame, Notre Dame, Indiana, USA*
¹⁵⁷*The Ohio State University, Columbus, Ohio, USA*
¹⁵⁸*Princeton University, Princeton, New Jersey, USA*
¹⁵⁹*University of Puerto Rico, Mayaguez, Puerto Rico, USA*
¹⁶⁰*Purdue University, West Lafayette, Indiana, USA*
¹⁶¹*Purdue University Calumet, Hammond, Indiana, USA*
¹⁶²*Rice University, Houston, Texas, USA*
¹⁶³*University of Rochester, Rochester, New York, USA*
¹⁶⁴*Rutgers, The State University of New Jersey, Piscataway, New Jersey, USA*
¹⁶⁵*University of Tennessee, Knoxville, Tennessee, USA*
¹⁶⁶*Texas A&M University, College Station, Texas, USA*
¹⁶⁷*Texas Tech University, Lubbock, Texas, USA*
¹⁶⁸*Vanderbilt University, Nashville, Tennessee, USA*
¹⁶⁹*University of Virginia, Charlottesville, Virginia, USA*
¹⁷⁰*Wayne State University, Detroit, Michigan, USA*
¹⁷¹*University of Wisconsin - Madison, Madison, Wisconsin, USA*

^aDeceased.

^bAlso at Vienna University of Technology, Vienna, Austria.

^cAlso at State Key Laboratory of Nuclear Physics and Technology, Peking University, Beijing, China.

^dAlso at Institut Pluridisciplinaire Hubert Curien, Université de Strasbourg, Université de Haute Alsace Mulhouse, CNRS/IN2P3, Strasbourg, France.

^eAlso at Universidade Estadual de Campinas, Campinas, Brazil.

^fAlso at Centre National de la Recherche Scientifique (CNRS) - IN2P3, Paris, France.

^gAlso at Université Libre de Bruxelles, Bruxelles, Belgium.

^hAlso at Laboratoire Leprince-Ringuet, Ecole Polytechnique, IN2P3-CNRS, Palaiseau, France.

ⁱAlso at Joint Institute for Nuclear Research, Dubna, Russia.

^jAlso at Suez University, Suez, Egypt.

^kAlso at British University in Egypt, Cairo, Egypt.

^lAlso at Cairo University, Cairo, Egypt.

^mAlso at Helwan University, Cairo, Egypt.

ⁿAlso at Ain Shams University, Cairo, Egypt.

^oAlso at Université de Haute Alsace, Mulhouse, France.

^pAlso at CERN, European Organization for Nuclear Research, Geneva, Switzerland.

^qAlso at Skobeltsyn Institute of Nuclear Physics, Lomonosov Moscow State University, Moscow, Russia.

^rAlso at Tbilisi State University, Tbilisi, Georgia.

^sAlso at RWTH Aachen University, III. Physikalisches Institut A, Aachen, Germany.

^tAlso at University of Hamburg, Hamburg, Germany.

^uAlso at Brandenburg University of Technology, Cottbus, Germany.

- ^v Also at Institute of Nuclear Research ATOMKI, Debrecen, Hungary.
- ^w Also at MTA-ELTE Lendület CMS Particle and Nuclear Physics Group, Eötvös Loránd University.
- ^x Also at University of Debrecen, Debrecen, Hungary.
- ^y Also at Indian Institute of Science Education and Research, Bhopal, India.
- ^z Also at University of Visva-Bharati, Santiniketan, India.
- ^{aa} Also at King Abdulaziz University, Jeddah, Saudi Arabia.
- ^{bb} Also at University of Ruhuna, Matara, Sri Lanka.
- ^{cc} Also at Isfahan University of Technology, Isfahan, Iran.
- ^{dd} Also at University of Tehran, Department of Engineering Science, Tehran, Iran.
- ^{ee} Also at Plasma Physics Research Center, Science and Research Branch, Islamic Azad University, Tehran, Iran.
- ^{ff} Also at Università degli Studi di Siena, Siena, Italy.
- ^{gg} Also at Purdue University, West Lafayette, Indiana, USA.
- ^{hh} Also at Hanyang University, Seoul, Korea.
- ⁱⁱ Also at International Islamic University of Malaysia, Kuala Lumpur, Malaysia.
- ^{jj} Also at Malaysian Nuclear Agency, MOSTI, Kajang, Malaysia.
- ^{kk} Also at Consejo Nacional de Ciencia y Tecnología, Mexico city, Mexico.
- ^{ll} Also at Warsaw University of Technology, Institute of Electronic Systems, Warsaw, Poland.
- ^{mm} Also at Institute for Nuclear Research, Moscow, Russia.
- ⁿⁿ Also at National Research Nuclear University 'Moscow Engineering Physics Institute' (MEPhI), Moscow, Russia.
- ^{oo} Also at St. Petersburg State Polytechnical University, St. Petersburg, Russia.
- ^{pp} Also at University of Florida, Gainesville, Florida, USA.
- ^{qq} Also at California Institute of Technology, Pasadena, California, USA.
- ^{rr} Also at Faculty of Physics, University of Belgrade, Belgrade, Serbia.
- ^{ss} Also at INFN Sezione di Roma, Università di Roma, Roma, Italy.
- ^{tt} Also at National Technical University of Athens, Athens, Greece.
- ^{uu} Also at Scuola Normale e Sezione dell'INFN, Pisa, Italy.
- ^{vv} Also at National and Kapodistrian University of Athens, Athens, Greece.
- ^{ww} Also at Riga Technical University, Riga, Latvia.
- ^{xx} Also at Institute for Theoretical and Experimental Physics, Moscow, Russia.
- ^{yy} Also at Albert Einstein Center for Fundamental Physics, Bern, Switzerland.
- ^{zz} Also at Adiyaman University, Adiyaman, Turkey.
- ^{aaa} Also at Mersin University, Mersin, Turkey.
- ^{bbb} Also at Cag University, Mersin, Turkey.
- ^{ccc} Also at Piri Reis University, Istanbul, Turkey.
- ^{ddd} Also at Gaziosmanpasa University, Tokat, Turkey.
- ^{eee} Also at Ozyegin University, Istanbul, Turkey.
- ^{fff} Also at Izmir Institute of Technology, Izmir, Turkey.
- ^{ggg} Also at Marmara University, Istanbul, Turkey.
- ^{hhh} Also at Kafkas University, Kars, Turkey.
- ⁱⁱⁱ Also at Istanbul Bilgi University, Istanbul, Turkey.
- ^{jjj} Also at Yildiz Technical University, Istanbul, Turkey.
- ^{kkk} Also at Hacettepe University, Ankara, Turkey.
- ^{lll} Also at Rutherford Appleton Laboratory, Didcot, United Kingdom.
- ^{mmm} Also at School of Physics and Astronomy, University of Southampton, Southampton, United Kingdom.
- ⁿⁿⁿ Also at Instituto de Astrofísica de Canarias, La Laguna, Spain.
- ^{ooo} Also at Utah Valley University, Orem, Utah, USA.
- ^{ppp} Also at University of Belgrade, Faculty of Physics and Vinca Institute of Nuclear Sciences, Belgrade, Serbia.
- ^{qqq} Also at Facoltà Ingegneria, Università di Roma, Roma, Italy.
- ^{rrr} Also at Argonne National Laboratory, Argonne, Illinois, USA.
- ^{sss} Also at Erzincan University, Erzincan, Turkey.
- ^{ttt} Also at Mimar Sinan University, Istanbul, Istanbul, Turkey.
- ^{uuu} Also at Texas A&M University at Qatar, Doha, Qatar.
- ^{vvv} Also at Kyungpook National University, Daegu, Korea.