






Pseudorapidity distributions of charged hadrons in xenon-xenon collisions at $\sqrt{s_{NN}}=5.44$ TeV

Journal Article

Author(s):

CMS Collaboration; Sirunyan, Albert M.; Backhaus, Malte; Bäni, Lukas; Berger, Pirmin; Chernyavskaya, Nadezda ; Dissertori, Günther; Dittmar, Michael; Donegà, Mauro; Dorfer, Christian; Gomez Espinosa, Tirso Alejandro ; Grab, Christophorus ; Hits, Dmitry; Klijnsma, Thomas; Lustermann, Werner; Manzonì, Riccardo A.; Marionneau, Matthieu; Meinhard, Maren T.; Micheli, Francesco; Musella, Pasquale; Nessi-Tedaldi, Francesca; Pata, Joosep; Paus, Felicitas; Perrin, Gaël; Perrozzi, Luca; Pigazzini, Simone; Quittnat, Milena; Reissel, Christina; Ruini, Daniele; Sanz Becerra, Diego A.; Schönenberger, Myriam; Shchutska, Lesya; Tavolaro, Vittorio R.; Theofilatos, Konstantinos ; Vesterbacka Olsson, Minna L.; Wallny, Rainer ; Zhu, De H.; et al.

Publication date:

2019-12-10

Permanent link:

<https://doi.org/10.3929/ethz-b-000376546>

Rights / license:

[Creative Commons Attribution 4.0 International](#)

Originally published in:

Physics Letters, Section B: Nuclear, Elementary Particle and High-Energy Physics 799, <https://doi.org/10.1016/j.physletb.2019.135049>



Pseudorapidity distributions of charged hadrons in xenon-xenon collisions at $\sqrt{s_{NN}} = 5.44$ TeV

The CMS Collaboration*

CERN, Switzerland



ARTICLE INFO

Article history:

Received 10 February 2019
Received in revised form 24 September 2019

Accepted 18 October 2019
Available online 23 October 2019
Editor: M. Doser

Keywords:

CMS
Physics
Xenon-xenon
Hadrons
Multiplicity
Spectra

ABSTRACT

Measurements of the pseudorapidity distributions of charged hadrons produced in xenon-xenon collisions at a nucleon-nucleon centre-of-mass energy of $\sqrt{s_{NN}} = 5.44$ TeV are presented. The measurements are based on data collected by the CMS experiment at the LHC. The yield of primary charged hadrons produced in xenon-xenon collisions in the pseudorapidity range $|\eta| < 3.2$ is determined using the silicon pixel detector in the CMS tracking system. For the 5% most central collisions, the charged-hadron pseudorapidity density in the midrapidity region $|\eta| < 0.5$ is found to be 1187 ± 36 (syst), with a negligible statistical uncertainty. The rapidity distribution of charged hadrons is also presented in the range $|y| < 3.2$ and is found to be independent of rapidity around $y = 0$. Existing Monte-Carlo event generators are unable to simultaneously describe both results. Comparisons of charged-hadron multiplicities between xenon-xenon and lead-lead collisions at similar collision energies show that particle production at midrapidity is strongly dependent on the collision geometry in addition to the system size and collision energy.

© 2019 The Author(s). Published by Elsevier B.V. This is an open access article under the CC BY license (<http://creativecommons.org/licenses/by/4.0/>). Funded by SCOAP³.

1. Introduction

Collisions between ultra-relativistic heavy ions are the only known way of experimentally studying quantum chromodynamics (QCD) matter at high temperatures and energy densities. The current understanding is that in such collisions, a state of matter known as the quark-gluon plasma (QGP) is formed shortly after the initial impact between the nuclei [1].

The multiplicity and pseudorapidity distributions of the produced charged particles are key observables that characterise the initial condition and subsequent hydrodynamic evolution of the QGP [2]. The dependence of the charged-particle multiplicity on the colliding system, centre-of-mass energy, and collision geometry can provide information about nuclear shadowing and gluon saturation effects [3], as well as the relative contributions to particle production from hard scattering and soft processes [4]. These observables also provide input for models of the particle production process [5], from which information about the formation and properties of the QGP can be extracted.

In October 2017, the CERN LHC collided xenon (Xe^{129}) ions at a nucleon-nucleon centre-of-mass energy of $\sqrt{s_{NN}} = 5.44$ TeV, marking the first time ions other than protons and lead (Pb^{208}) have

been circulated in the LHC. This new collision system provides a unique opportunity to study the dependence of the charged-particle multiplicity on the size of the matter produced at LHC energies. Previous measurements of charged-particle multiplicities in copper-copper (CuCu) and gold-gold (AuAu) collisions at RHIC have been observed to be sensitive to the collision geometry [6]. The XeXe collision data are thus important for determining if this feature is also present at higher energies. Comparisons of the data to predictions of models tuned to describe PbPb collision data [7–9] can also be used to test the extent to which these models are able to describe other collision systems.

In this Letter, measurements of the pseudorapidity density of primary charged hadrons, $dN_{ch}/d\eta$, in the range $|\eta| < 3.2$ are reported for XeXe collisions delivered by the LHC. Following earlier analyses in proton-proton collisions at 0.9–13 TeV [10–14], proton-lead collisions at 5.02 and 8.16 TeV [15], and PbPb collisions at 2.76 TeV [16], “primary” charged hadrons are defined as prompt charged hadrons and decay products of all particles with proper decay length $c\tau < 1$ cm, where c is the speed of light in vacuum and τ is the proper lifetime of the particle. Contributions from prompt leptons, decay products of longer-lived particles, and secondary interactions are excluded.

The results are compared to a measurement by the ALICE Collaboration [17] and to predictions from the EPOS LHC v3400 [8,18], HYDJET 1.9 [9], and AMPT 1.26t5 [19] event generators. The EPOS

* E-mail address: cms-publication-committee-chair@cern.ch.

generator is based on Gribov–Regge theory [20,21] and includes the effect of collective hadronisation in hadron–hadron scattering. The HYDJET generator treats a heavy ion collision as a superposition of a hydrodynamically parametrised soft component and a hard component resulting from multi-parton fragmentation. The AMPT generator combines the HIJING event generator [22] with Zhang’s parton cascade procedure [23] and the ART model [24] for the last stage of parton hadronisation.

2. The CMS detector

The central feature of the CMS apparatus is a superconducting solenoid of 6 m internal diameter, providing a magnetic field of 3.8 T. Within the solenoid volume are a silicon pixel and strip tracker covering the range $|\eta| < 2.5$, a lead tungstate crystal electromagnetic calorimeter, and a brass and scintillator hadron calorimeter, each composed of a barrel and two endcap sections. Forward calorimeters (HF), made of steel and quartz-fibres and located on either side of the interaction point, extend the pseudorapidity coverage provided by the barrel and endcap detectors to $|\eta| < 5.2$. Muons are detected in gas-ionisation chambers embedded in the steel flux-return yoke outside the solenoid. The beam pickup timing for experiments (BPTX) devices are located around the beam pipe at a distance of 175 m from the interaction point on either side and provide precise information on the timing of the incoming beams. A more detailed description of the CMS detector, together with a definition of the coordinate system used and the relevant kinematic variables, can be found in Ref. [25].

Charged hadrons are reconstructed using the silicon pixel detectors installed during the Phase 1 upgrade [26], which consist of four concentric cylindrical shells (layers) in the barrel region (BPIX) and three disks on both sides of the interaction point in the forward region (FPIX). The BPIX and FPIX consist of a total of 1184 and 672 modules, respectively, and provide excellent position resolution with their $100 \times 150 \mu\text{m}$ pixels. In this Letter, the layers of the BPIX are denoted in increasing order of their radial distance from the beam axis, i.e. the layer closest to the beam axis is referred to as layer 1, the next closest layer is referred to as layer 2, and so on, while the disks of the FPIX are referred to in increasing order of their longitudinal distance from the nominal interaction point.

3. Event selection

This analysis is based on approximately 1.36 million events. The average interaction probability per bunch crossing was 1.8%. Events are selected in two stages: (i) online, a coincidence of signals from both BPTX devices and at least one energy deposit above 3 GeV on either side of the HF are required; (ii) offline, three energy deposits above 3 GeV on each side of the HF and at least one reconstructed vertex, according to the tracklet-based vertex reconstruction method described in Ref. [16], are required. A study of noncolliding ion bunches shows that the above requirements are sufficient to reject all backgrounds not originating from interactions between xenon ions. Consequently, the contribution of background events from beam, beam-halo, and cosmic ray sources to the observed yields is negligible.

Contamination from electromagnetic (EM) interactions between xenon ions is studied using simulated events generated by STARLIGHT 2.2 [27] interfaced with DPMJET-III 3.0-5 [28], and is estimated to be around 1%. The event selection efficiency is estimated by fitting the distribution of the total transverse energy in the HF calorimeter using a template extracted from simulated EPOS LHC events [16]. Variations in the fit parameters, as well as other observables correlated with event activity, are used to determine

the uncertainty in this method. In combination with the contamination rate, an overall value of $95 \pm 3\%$ is quoted for the event selection efficiency.

Nuclei are extensive objects, and their collisions can be characterised by the centrality, which is related to the impact parameter of the collision. The centrality can be estimated from the sum of the transverse energy in the HF calorimeter [16,29]. The distribution of the total transverse energy, after correcting for the event selection efficiency, is divided into equal partitions and used to classify events into centralities. The centrality represents a percentile of the total nuclear interaction cross section [16]; the most central collisions, i.e. the collisions with the smallest impact parameter, are denoted by lower percentiles. To minimise the amount of EM contamination, which is concentrated in the 20% most peripheral events, the analysis is restricted to events with centrality in the 0–80% range, where the event selection is fully efficient.

The event centrality is also related to the number of participating nucleons N_{part} , which is determined from a Glauber model calculation [30,31]. For this calculation, the nucleon–nucleon inelastic cross section is taken to be $68.4 \pm 0.5 \text{ mb}$ [31], while the nuclear radius, skin depth, and deformation parameter β_2 of the xenon nucleus are set to $5.36 \pm 0.1 \text{ fm}$, $0.59 \pm 0.07 \text{ fm}$ [32], and 0.18 ± 0.02 [17], respectively. Simulated EPOS LHC events are used to account for the energy resolution of the HF calorimeters and fluctuations in event activity, which smear the centrality distributions. The resulting values and associated uncertainties for N_{part} are listed in the supplemental material [URL will be inserted by publisher].

4. Analysis

The measurement of $dN_{\text{ch}}/d\eta$ is performed using tracklets, which are pairs of pixel clusters from two different layers (disks) of the silicon pixel detector. Pairs of pixel clusters that are produced by the same charged particle have small differences in η and azimuthal angle ϕ with respect to the primary vertex. These correlations are exploited in the analysis to reconstruct tracklets that reflect the original distribution of primary charged hadrons. The vertex and tracklet reconstruction algorithms are described in Ref. [16].

Six possible types of tracklets can be formed from distinct combinations of the four layers of the BPIX. In addition, three types of tracklets can be formed from unique combinations of the three disks of the FPIX. The individual measurements from all nine combinations are averaged and symmetrised about $\eta = 0$ to obtain the final results. The different combinations are also useful for layer-by-layer systematic checks, as they have different sensitivities to the particle momentum spectrum. Particles with p_T above 40 MeV can be reconstructed using the two BPIX layers closest to the beam pipe.

The angular distance between the two clusters that make up a tracklet is defined as

$$\Delta r = \sqrt{(\eta_i - \eta_j)^2 + (\phi_i - \phi_j)^2}, \quad (1)$$

where $\eta_{i(j)}$ is the pseudorapidity of the pixel cluster position in the $i(j)$ th layer or disk, calculated with respect to the primary vertex position, and $\phi_{i(j)}$ is defined similarly for the azimuthal angle. The Δr distribution for tracklets reconstructed from layers 1 and 2 of the BPIX is shown in Fig. 1. The spectrum is compared to fully simulated events generated by EPOS LHC, HYDJET, and AMPT.

Tracklets with $\Delta r < 0.5$ are selected for analysis. This selection criterion suppresses the combinatorial background from uncorrelated background clusters and low transverse momentum (p_T) particles that loop around in the high magnetic field and leave

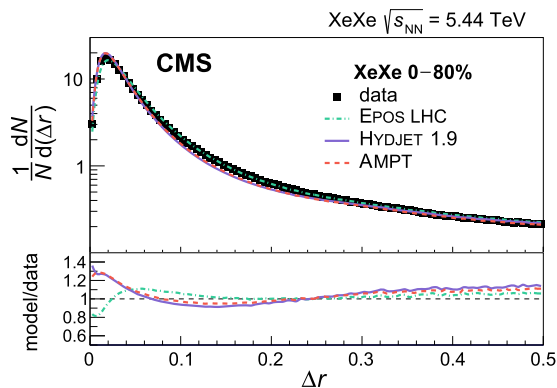


Fig. 1. The Δr distributions for tracklets reconstructed from the two layers of the BPIX closest to the beam pipe. The distributions are normalised by the number of tracklets. The spectrum in collision data (black squares) is compared to the spectra obtained from fully simulated events generated with Epos LHC v3400 [8,18], HYDJET 1.9 [9], and AMPT 1.26t5 [19]. The ratio of the distributions in simulation to data is shown in the bottom panel. The statistical uncertainties are smaller than the marker sizes for all distributions shown.

multiple charge deposits per layer of the pixel detector. The reconstructed tracklet spectrum is then corrected to the hadron-level event definition by applying a number of correction factors accounting for the geometric acceptance, reconstruction efficiency, and event selection efficiency. These correction factors are derived from MC simulations generated with the aforementioned event generators. The detector response is simulated with GEANT4 [33] and processed through the same event reconstruction chain as the collision data. All simulations are produced with the same vertex distribution along the interaction region as is observed in data.

Simulations generated with EPOS LHC are used as the primary reference for the derivation of these correction factors because the Δr spectrum obtained from these simulated events most closely resembles the corresponding spectrum in data at large Δr , where the combinatorial background is dominant. The other event generators are used in the study of systematic uncertainties. The correction factors are calculated as functions of the primary vertex position, pseudorapidity, and tracklet multiplicity. Typical values of these correction factors at $|\eta| = 0$ (1.6) range from 1.12 (0.95) at low multiplicities to 1.01 (0.85) at high multiplicities.

The Jacobian transformation from η to rapidity, y , can also be derived from simulations by relating the rapidity density of charged hadrons to the corresponding pseudorapidity density in each η interval [34,35]. The particle composition in data is assumed to fall within the range of particle compositions predicted by the various event generators. The final transformation factors applied are the mean values of the factors derived from each event generator.

The sum of transverse energy in the HF, on which the event selection is based, is correlated with the charged-hadron multiplicity in the region around $\eta = 0$ where the measurement is made. Hence, the event selection criteria are susceptible to multiplicity fluctuations and may lead to a nonnegligible bias in the results [36]. The magnitude of this bias is studied using various MC event generators by comparing the average $dN_{\text{ch}}/d\eta$ at midrapidity, defined as $|\eta| < 0.5$, for two sets of generated events: (i) events selected based on the transverse energy sum in the HF, and (ii) events selected based on N_{part} , weighted to have the same distribution of N_{part} as the former selection. This provides a comparison of results with and without the selection bias while also accounting for detector effects that smear the N_{part} distribution of selected events. The bias caused by the event selection criteria is found to be negligible in the centrality interval used in this analysis.

5. Systematic uncertainties

The uncertainties resulting from various systematic effects affecting the measurement are evaluated. The sources of these systematic uncertainties include differences between data and simulation for effects such as the probability of pixel cluster splitting, pixel cluster reconstruction efficiency, and the fraction of uncorrelated pixel clusters, as well as the uncertainties in the alignment of pixel detector modules, tracklet selection criteria, parametrisation of correction factors, consistency between different tracklet combinations, and model dependence of the correction factors. Additionally, the uncertainty in the event selection is taken into account as an independent, fully correlated uncertainty. The individual contributions are then summed in quadrature to give the total systematic uncertainty.

Pixel cluster splitting refers to when the charge deposit from a single charged particle is reconstructed as two pixel clusters in close proximity. The difference in the relative fraction of split clusters between data and simulation can be estimated by artificially splitting the pixel clusters in simulation and comparing the resulting modified Δr distribution of cluster pairs in simulation to that in data. This difference is found to be no more than 2%, which results in a variation of 1.8–2.0% in the $dN_{\text{ch}}/d\eta$ results. The pixel cluster reconstruction efficiency can be estimated by studying the fraction of tracklets reconstructed from pixel clusters from the first and third layers that have a matching pixel cluster in the second layer. The ratio of this efficiency in data and simulation shows a relative difference of 0.5%, which has an effect of 0.5% when propagated to the final results. The pixel cluster positions are smeared by the uncertainty in the alignment of the pixel detector modules, and the effect on the final results is found to be $< 0.1\%$. The difference in the number of uncorrelated pixel clusters in data and simulation is estimated by comparing the tracklet Δr distributions in the region $\Delta r > 0.3$, where tracklets reconstructed from two uncorrelated clusters are dominant. Additional pixel clusters (on the order of 1–4%) were randomly added to the simulated events such that the tracklet Δr distributions at large Δr match those in data. A difference of 0.5% in the final results is observed at $\eta = 0$, which increases monotonically with $|\eta|$ to 2.4% at $|\eta| = 3.2$.

The tracklet selection criteria affect the minimum p_T and signal-to-background ratio of reconstructed tracklets. The sensitivity of the correction factors to these effects is checked by varying the nominal selection criterion on Δr by ± 0.1 . The effect of such variations on the final results is found to be about 0.2%. The multiplicity variable used in the parametrisation of the correction factors can be changed to be the number of pixel clusters, which is independent of the tracklet reconstruction efficiency. The effects of such a change are negligible. In any given η range, measurements can be made using multiple tracklet combinations. The maximum deviation of the measurements obtained using each tracklet combination from the final averaged and symmetrised result, which ranges from 1.0 to 2.1% within $|\eta| < 1.4$ and up to 5.0% at larger values of $|\eta|$, is quoted as a systematic uncertainty. The model dependence of the correction factors is studied by using different sets of correction factors derived from HYDJET and AMPT, which have different descriptions of the particle production mechanisms. The predicted particle spectra and composition can differ significantly among the event generators, which affect the correction for leptons and the extrapolation of the measured tracklet spectra to $p_T = 0$. The maximum deviation from the nominal results is quoted as an uncertainty, and ranges from 2.0–2.2% within $|\eta| < 1.0$ to a maximum of 5.0% around $|\eta| = 2.0$. The model dependence of the Jacobian transformation from η to rapidity is also evaluated in a similar manner, and the maximum deviation, which ranges from

Table 1

Sources of systematic uncertainty affecting the measurement of charged hadron multiplicities and $\langle N_{\text{part}} \rangle$ in XeXe collisions at $\sqrt{s_{\text{NN}}} = 5.44$ TeV.

Source	[%]
Pixel cluster splitting	1.8–2.0
Pixel cluster reconstruction efficiency	0.5
Alignment uncertainty	<0.1
Uncorrelated pixel clusters	0.5–2.4
Tracklet selection	0.2
Tracklet reconstruction efficiency	<0.05
Consistency between tracklet combinations	1.0–5.0
Model dependence	2.0–5.0
Model dependence (Jacobian transformation)	0.5–2.5
Event selection efficiency (0–5% to 75–80%)	0.4–25.7
Glauber model calculation	0.7–8.9

0.5% around $|\eta| = 1.4$ to 2.1% (2.5%) around $|\eta| = 0$ (3.2), is quoted as an additional uncertainty for the $dN_{\text{ch}}/d\eta$ results.

The determination of event centrality depends on the hadronic event selection efficiency, as well as the amount of contamination from EM processes. Since the inefficiency is limited to the most peripheral collisions, the effect of the uncertainty in the event selection efficiency is to shift the events into other centrality intervals. Hence, to evaluate the uncertainty in the final results, different sets of centrality calibrations, derived after varying the event selection efficiency by its uncertainty, are used to categorise the data. This leads to a difference of 0.4–25.7% in the final results, largest in the 75–80% centrality interval and decreasing towards more central collisions, which is fully correlated across different centrality intervals and η values. The uncertainties in the N_{part} values are determined by propagating the uncertainties in the parameters of the Glauber model, which are listed in Section 3, and which range from 0.7 to 8.9%.

A summary of the systematic uncertainties is given in Table 1. With the exception of the uncertainties in the event selection efficiency and the N_{part} values, the systematic uncertainties are largely independent of centrality and highly correlated point-to-point in the region $|\eta| < 1.4$, where only combinations of BPIX layers contribute to the result.

6. Results

The pseudorapidity distributions of charged hadrons for $|\eta| < 3.2$ are shown in Fig. 2 (upper) for events in the 0–80% centrality interval, and in Fig. 2 (lower) for events in the 0–5% and 50–55% centrality intervals. The bottom panel in Fig. 2 (lower) shows the ratios of the $dN_{\text{ch}}/d\eta$ distributions for events in the 0–5% centrality interval to those in the 50–55% centrality interval, normalised to unity at midrapidity. There is a hint of a centrality dependence in the shape of the $dN_{\text{ch}}/d\eta$ distribution, in that the distribution in peripheral collisions is flatter than that in central collisions.

None of the event generators are able to fully describe the $dN_{\text{ch}}/d\eta$ distributions in the three centrality intervals shown, in particular the $dN_{\text{ch}}/d\eta$ at midrapidity. However, the shapes of the distributions, where the overall normalisations are factored out, are consistent with those predicted by the EPOS LHC event generator within the total systematic uncertainties. The centrality dependence of the shape of the $dN_{\text{ch}}/d\eta$ distributions is described well by EPOS LHC but not by the other event generators, as shown in the bottom panel of Fig. 2 (lower).

The rapidity distribution of charged hadrons in XeXe collisions with 0–80% centrality is shown in Fig. 3. The dN_{ch}/dy distribution in data is observed to be consistent with a rapidity plateau in the region $|y| < 1$. The dN_{ch}/dy distributions obtained from the EPOS LHC, HYDJET, and AMPT event generators are also shown for com-

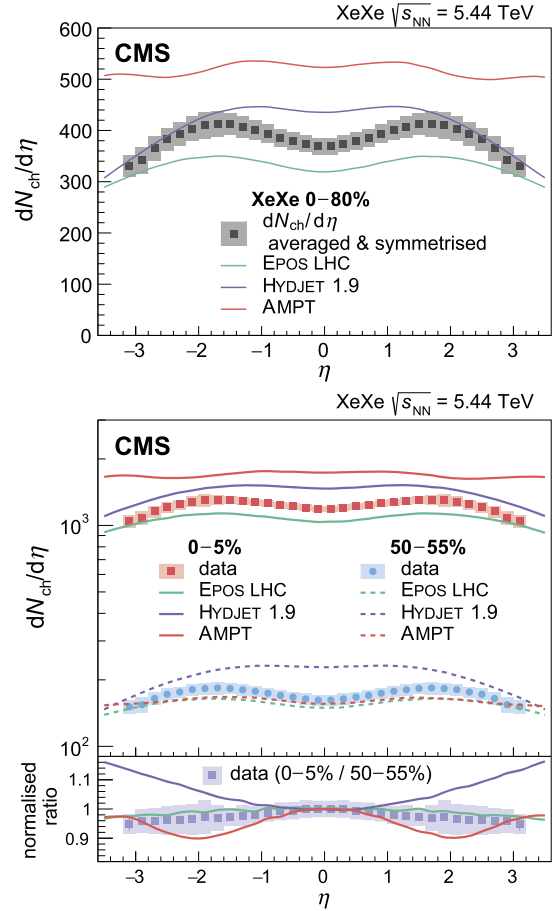


Fig. 2. Averaged and symmetrised $dN_{\text{ch}}/d\eta$ distributions in XeXe collisions at $\sqrt{s_{\text{NN}}} = 5.44$ TeV (grey squares), for events in the 0–80% centrality interval (upper), as well as the 0–5% (red squares) and 50–55% (blue circles) centrality intervals (lower). Predictions from the EPOS LHC v3400 [8,18], HYDJET 1.9 [9], and AMPT 1.26t5 [19] event generators are also shown for comparison. The ratios of the $dN_{\text{ch}}/d\eta$ distributions for events in the 0–5% to those in the 50–55% centrality interval, normalised to unity at midrapidity, are shown in the bottom panel. The bands around the data points denote the total systematic uncertainties, while the statistical uncertainties are negligible.

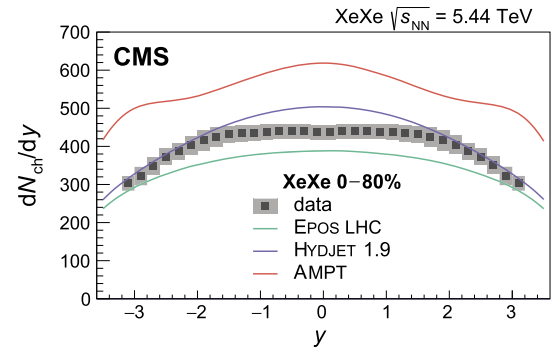


Fig. 3. Averaged and symmetrised charged-hadron dN_{ch}/dy distribution in XeXe collisions at $\sqrt{s_{\text{NN}}} = 5.44$ TeV for events with 0–80% centrality (grey squares). The band around the data points denotes the total systematic uncertainties, while the statistical uncertainties are negligible. Predictions from the EPOS LHC v3400 [8,18], HYDJET 1.9 [9], and AMPT 1.26t5 [19] event generators are also shown in comparison.

parison. None of the event generators describe the plateau around $y = 0$.

Fig. 4 (upper) shows the charged-hadron $dN_{\text{ch}}/d\eta$ at midrapidity as a function of centrality. For events in the 0–5% centrality

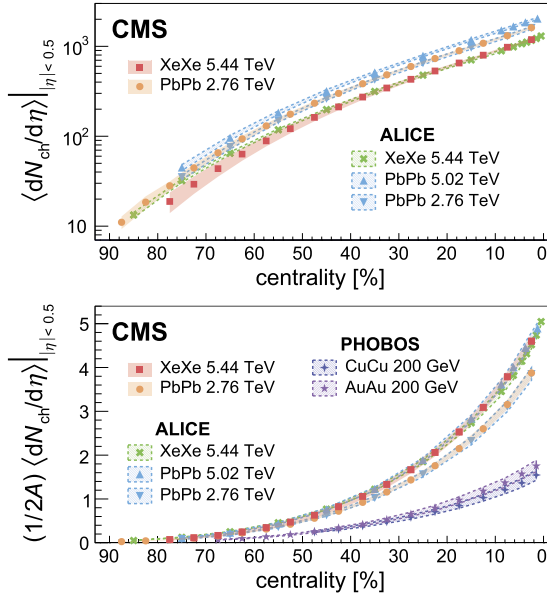


Fig. 4. Charged-hadron $dN_{\text{ch}}/d\eta$ in XeXe collisions at $\sqrt{s_{\text{NN}}} = 5.44$ TeV at midrapidity as a function of event centrality, shown as is (upper) and normalised by $2A$ (lower), where A is the atomic number of the nuclei. The results are compared to measurements in PbPb and XeXe collisions by the CMS [16] and ALICE [17,37,38] Collaborations, and to measurements in CuCu and AuAu collisions by the PHOBOS Collaboration [39]. The bands around the data points denote the total systematic uncertainties, while the statistical uncertainties are negligible.

interval, $dN_{\text{ch}}/d\eta$ is found to be $1187 \pm 36(\text{syst})$ at midrapidity. This is nearly a factor of two greater than the interpolated $dN_{\text{ch}}/d\eta$ in proton-proton collisions at the same energy [11] after scaling by A , the atomic number of the nuclei. The results are compared to a measurement at the same energy for charged particles by the ALICE Collaboration [17], which includes leptons in the analysis. Within the total uncertainties, the measurements are consistent in the 0–60% centrality interval, although the ALICE Collaboration reports a slightly higher $dN_{\text{ch}}/d\eta$ for more peripheral collisions.

The results are also compared to previous measurements in PbPb collisions at $\sqrt{s_{\text{NN}}} = 2.76$ and 5.02 TeV by the CMS [16] and ALICE [37,38] Collaborations. As one would expect, for the same centrality, $dN_{\text{ch}}/d\eta$ increases with energy and system size. It is interesting to note that for different colliding nuclei at the same energy, $dN_{\text{ch}}/d\eta$ is proportional to $2A$. This is evident from Fig. 4 (lower), where $(dN_{\text{ch}}/d\eta)/2A$ is shown as functions of centrality for a variety of colliding nuclei and energies. These results show that the feature observed at lower energies, that the geometry of the colliding systems plays an important role in determining the production of particles [6], is also present at the much higher LHC energies.

To study the relevance for particle production of the number of participating nucleons, $(dN_{\text{ch}}/d\eta)/\langle N_{\text{part}} \rangle$ is shown as a function of $\langle N_{\text{part}} \rangle$ in Fig. 5 (upper). The results are compared to a measurement at the same energy by the ALICE Collaboration and to previous measurements in PbPb collisions at $\sqrt{s_{\text{NN}}} = 2.76$ and 5.02 TeV. As can be seen, the per-participant multiplicity for XeXe and PbPb collisions with similar $\langle N_{\text{part}} \rangle$, but corresponding to different centrality classes in the two collision systems, are inconsistent. This is most apparent when nearly completely overlapping XeXe collisions (0–5% centrality or $\langle N_{\text{part}} \rangle \approx 236$) are compared to PbPb collisions with similar $\langle N_{\text{part}} \rangle$, for which the corresponding centrality is approximately 15–20%. However, as shown in Fig. 5 (lower), where $\langle N_{\text{part}} \rangle/2A$ is used as a proxy for centrality (the correspondence between centrality and $\langle N_{\text{part}} \rangle/2A$ is tabulated in the supplemental material [URL will be inserted by publisher]), the per-participant

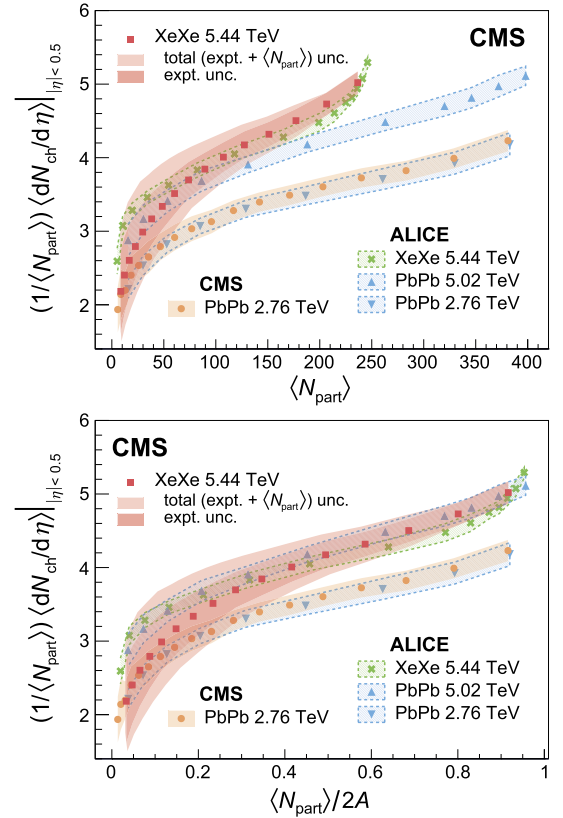


Fig. 5. Average $dN_{\text{ch}}/d\eta$ at midrapidity normalised by $\langle N_{\text{part}} \rangle$, shown as a function of $\langle N_{\text{part}} \rangle$ (upper) and $\langle N_{\text{part}} \rangle/2A$ (lower), where A is the atomic number of the nuclei. The results are compared to measurements in PbPb and XeXe collisions by the CMS [16] and ALICE [17,37,38] Collaborations. The bands around the data points denote the systematic uncertainties, while the statistical uncertainties are negligible.

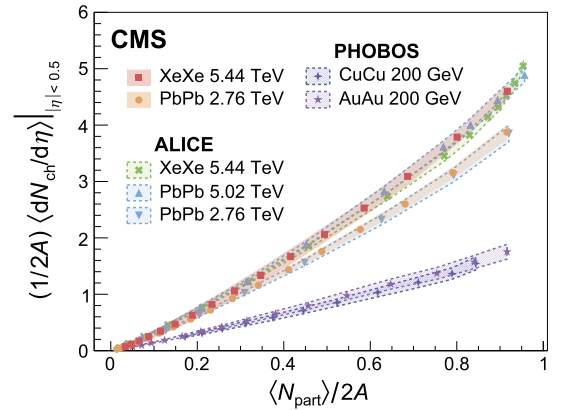


Fig. 6. Average $dN_{\text{ch}}/d\eta$ at midrapidity normalised by $2A$, shown as a function of $\langle N_{\text{part}} \rangle/2A$, where A is the atomic number of the nuclei. The results are compared to measurements in PbPb and XeXe collisions by the CMS [16] and ALICE [17,37,38] Collaborations, and to measurements in CuCu and AuAu collisions by the PHOBOS Collaboration [39]. The bands around the data points denote the systematic uncertainties, while the statistical uncertainties are negligible.

charged-hadron multiplicity for different colliding nuclei are equal within uncertainties when the geometry (centrality) and energy of the compared systems are the same.

An equivalent representation of Fig. 5 (lower) is shown in Fig. 6, where $(dN_{\text{ch}}/d\eta)/2A$ is shown as a function of $\langle N_{\text{part}} \rangle/2A$. In this form, it is clear that multiparticle production scales as $2A$ times a function of $\langle N_{\text{part}} \rangle/2A$, indicating a dependence on both the system size (given by $2A$) and the geometry of the colliding

system (represented by $\langle N_{\text{part}} \rangle / 2A$). Considering that multiparticle production processes in heavy ion collisions are highly complex—starting with the initial impact of the two nuclei, through the creation and evolution of a relativistic fluid, and followed by a hadronisation and scattering phase—it is not surprising that the result depends on both the colliding system and energy, in a non-trivial way.

7. Summary

The pseudorapidity distributions of charged hadrons in xenon-xenon collisions at a centre-of-mass energy of 5.44 TeV per nucleon pair are reported. Using data taken with the upgraded 4-layer silicon pixel detectors, the charged-hadron pseudorapidity densities, $dN_{\text{ch}}/d\eta$, are measured to an extended η range of $|\eta| < 3.2$. For events in the 0–5% centrality interval, the $dN_{\text{ch}}/d\eta$ at midrapidity is measured to be 1187 ± 36 (syst), with a negligible statistical uncertainty. The results are found to be consistent with the ALICE Collaboration's measurement. The charged-hadron rapidity density is also presented, and is found to be consistent with a rapidity plateau in the region $|y| < 1$. The results are compared to predictions from the Epos LHC v3400, HYDJET 1.9, and AMPT 1.26t5 event generators. None of the event generators are able to fully describe the measurements in terms of the magnitude, pseudorapidity dependence, and centrality dependence of the $dN_{\text{ch}}/d\eta$ distributions, although Epos LHC describes the shape well. The per-participant $dN_{\text{ch}}/d\eta$ at midrapidity in XeXe collisions is observed to rise faster with N_{part} than in PbPb collisions. However, when comparing events with similar fractional overlap, the per-participant $dN_{\text{ch}}/d\eta$ is consistent between the two collision systems. The results also show that the $dN_{\text{ch}}/d\eta$ at midrapidity is a function of the collision geometry after normalising by $2A$, where A , is the atomic number of the nuclei. This is observed for a variety of collision systems and energies, both at RHIC and the LHC, demonstrating that final-state charged-hadron multiplicities are strongly dependent on the collision geometry. These results provide important constraints on models and generators which describe multiparticle production in heavy ion collisions at high energies. They may also help in the characterisation of the initial conditions of the quark gluon plasma, which is needed for the understanding of its subsequent hydrodynamic evolution, as well as the properties of this fluid.

Acknowledgements

We congratulate our colleagues in the CERN accelerator departments for the excellent performance of the LHC and thank the technical and administrative staffs at CERN and at other CMS institutes for their contributions to the success of the CMS effort. In addition, we gratefully acknowledge the computing centers and personnel of the Worldwide LHC Computing Grid for delivering so effectively the computing infrastructure essential to our analyses. Finally, we acknowledge the enduring support for the construction and operation of the LHC and the CMS detector provided by the following funding agencies: BMBWF and FWF (Austria); FNRS and FWO (Belgium); CNPq, CAPES, FAPERJ, FAPERGS, and FAPESP (Brazil); MES (Bulgaria); CERN; CAS, MOST, and NSFC (China); COLCIENCIAS (Colombia); MSES and CSF (Croatia); RPF (Cyprus); SENESCYT (Ecuador); MoER, ERC IUT, and ERDF (Estonia); Academy of Finland, MEC, and HIP (Finland); CEA and CNRS/IN2P3 (France); BMBF, DFG, and HGF (Germany); GSRT (Greece); NKFI (Hungary); DAE and DST (India); IPM (Iran); SFI (Ireland); INFN (Italy); MSIP and NRF (Republic of Korea); MES (Latvia); LAS (Lithuania); MOE and UM (Malaysia); BUAP, CINVESTAV, CONACYT, LNS, SEP, and UASLP-FAI (Mexico); MOS (Montenegro); MBIE (New Zealand);

PAEC (Pakistan); MSHE and NSC (Poland); FCT (Portugal); JINR (Dubna); MON, ROSATOM, RAS, RFBR, and NRC KI (Russia); MESTD (Serbia); SEIDI, CPAN, PCTI, and FEDER (Spain); MoSTR (Sri Lanka); Swiss Funding Agencies (Switzerland); MST (Taipei); ThEPCenter, IPST, STAR, and NSTDA (Thailand); TUBITAK and TAEK (Turkey); NASU and SFFR (Ukraine); STFC (United Kingdom); DOE and NSF (USA).

Individuals have received support from the Marie-Curie program and the European Research Council and Horizon 2020 Grant, contract Nos. 675440 and 765710 (European Union); the Leventis Foundation; the A.P. Sloan Foundation; the Alexander von Humboldt Foundation; the Belgian Federal Science Policy Office; the Fonds pour la Formation à la Recherche dans l'Industrie et dans l'Agriculture (FRIA-Belgium); the Agentschap voor Innovatie door Wetenschap en Technologie (IWT-Belgium); the F.R.S.-FNRS and FWO (Belgium) under the "Excellence of Science – EOS" – be.h project n. 30820817; the Beijing Municipal Science & Technology Commission, No. Z181100004218003; the Ministry of Education, Youth and Sports (MEYS) of the Czech Republic; the Lendület ("Momentum") Program and the János Bolyai Research Scholarship of the Hungarian Academy of Sciences, the New National Excellence Program ÚNKP, the NKFI research grants 123842, 123959, 124845, 124850, 125105, 128713, 128786, and 129058 (Hungary); the Council of Science and Industrial Research, India; the HOMING PLUS program of the Foundation for Polish Science, cofinanced from European Union, Regional Development Fund, the Mobility Plus program of the Ministry of Science and Higher Education, the National Science Center (Poland), contracts Harmonia 2014/14/M/ST2/00428, Opus 2014/13/B/ST2/02543, 2014/15/B/ST2/03998, and 2015/19/B/ST2/02861, Sonata-bis 2012/07/E/ST2/01406; the National Priorities Research Program by Qatar National Research Fund; the Programa Estatal de Fomento de la Investigación Científica y Técnica de Excelencia María de Maeztu, grant MDM-2015-0509 and the Programa Severo Ochoa del Principado de Asturias; the Thalís and Aristeia programs cofinanced by EU-ESF and the Greek NSRF; the Rachadapisek Sompot Fund for Postdoctoral Fellowship, Chulalongkorn University and the Chulalongkorn Academic into Its 2nd Century Project Advancement Project (Thailand); The Welch Foundation, contract C-1845; and the Weston Havens Foundation (USA).

Appendix A. Supplementary material

Supplementary material related to this article can be found online at <https://doi.org/10.1016/j.physletb.2019.135049>.

References

- [1] W. Busza, K. Rajagopal, W. van der Schee, Heavy ion collisions: the big picture, and the big questions, *Annu. Rev. Nucl. Part. Sci.* 68 (2018) 339, <https://doi.org/10.1146/annurev-nucl-101917-020852>, arXiv:1802.04801.
- [2] P. Romatschke, U. Romatschke, *Relativistic fluid dynamics in and out of equilibrium – ten years of progress in theory and numerical simulations of nuclear collisions*, arXiv:1712.05815, 2017.
- [3] J.L. Albacete, C. Marquet, Gluon saturation and initial conditions for relativistic heavy ion collisions, *Prog. Part. Nucl. Phys.* 76 (2014) 1, <https://doi.org/10.1016/j.pnpnp.2014.01.004>, arXiv:1401.4866.
- [4] D. Kharzeev, M. Nardi, Hadron production in nuclear collisions at RHIC and high density QCD, *Phys. Lett. B* 507 (2001) 121, [https://doi.org/10.1016/S0370-2693\(01\)00457-9](https://doi.org/10.1016/S0370-2693(01)00457-9), arXiv:nucl-th/0012025.
- [5] D. d'Enterria, R. Engel, T. Pierog, S. Ostapchenko, K. Werner, Constraints from the first LHC data on hadronic event generators for ultra-high energy cosmic-ray physics, *Astropart. Phys.* 35 (2011) 98, <https://doi.org/10.1016/j.astropartphys.2011.05.002>, arXiv:1101.5596.
- [6] B. Alver, et al., PHOBOS, System size, energy and centrality dependence of pseudorapidity distributions of charged particles in relativistic heavy ion collisions, *Phys. Rev. Lett.* 102 (2009) 142301, <https://doi.org/10.1103/PhysRevLett.102.142301>, arXiv:0709.4008.

- [7] W.-T. Deng, X.-N. Wang, R. Xu, Gluon shadowing and hadron production in heavy-ion collisions at LHC, Phys. Lett. B 701 (2011) 133, <https://doi.org/10.1016/j.physletb.2011.05.040>, arXiv:1011.5907.
- [8] T. Pierog, I. Karpenko, J.M. Katzy, E. Yatsenko, K. Werner, EPOS LHC: test of collective hadronization with data measured at the CERN Large Hadron Collider, Phys. Rev. C 92 (2015) 034906, <https://doi.org/10.1103/PhysRevC.92.034906>, arXiv:1306.0121.
- [9] I.P. Lokhtin, A.M. Snigirev, A model of jet quenching in ultrarelativistic heavy ion collisions and high- p_T hadron spectra at RHIC, Eur. Phys. J. C 45 (2006) 211, <https://doi.org/10.1140/epjc/s2005-02426-3>, arXiv:hep-ph/0506189.
- [10] CMS Collaboration, Transverse momentum and pseudorapidity distributions of charged hadrons in pp collisions at $\sqrt{s} = 0.9$ and 2.36 TeV, J. High Energy Phys. 02 (2010) 041, [https://doi.org/10.1007/JHEP02\(2010\)041](https://doi.org/10.1007/JHEP02(2010)041), arXiv:1002.0621.
- [11] CMS Collaboration, Transverse-momentum and pseudorapidity distributions of charged hadrons in pp collisions at $\sqrt{s} = 7$ TeV, Phys. Rev. Lett. 105 (2010) 022002, <https://doi.org/10.1103/PhysRevLett.105.022002>, arXiv:1005.3299.
- [12] CMS Collaboration, Charged particle multiplicities in pp interactions at $\sqrt{s} = 0.9, 2.36,$ and 7 TeV, J. High Energy Phys. 01 (2011) 079, [https://doi.org/10.1007/JHEP01\(2011\)079](https://doi.org/10.1007/JHEP01(2011)079), arXiv:1011.5531.
- [13] S. Chatrchyan, et al., CMS, TOTEM, Measurement of pseudorapidity distributions of charged particles in proton-proton collisions at $\sqrt{s} = 8$ TeV by the CMS and TOTEM experiments, Eur. Phys. J. C 74 (2014) 3053, <https://doi.org/10.1140/epjc/s10052-014-3053-6>, arXiv:1405.0722.
- [14] CMS Collaboration, Pseudorapidity distribution of charged hadrons in proton-proton collisions at $\sqrt{s} = 13$ TeV, Phys. Lett. B 751 (2015) 143, <https://doi.org/10.1016/j.physletb.2015.10.004>, arXiv:1507.05915.
- [15] CMS Collaboration, Pseudorapidity distributions of charged hadrons in proton-lead collisions at $\sqrt{s_{NN}} = 5.02$ and 8.16 TeV, J. High Energy Phys. 01 (2018) 045, [https://doi.org/10.1007/JHEP01\(2018\)045](https://doi.org/10.1007/JHEP01(2018)045), arXiv:1710.09355.
- [16] CMS Collaboration, Dependence on pseudorapidity and centrality of charged hadron production in PbPb collisions at a nucleon-nucleon centre-of-mass energy of 2.76 TeV, J. High Energy Phys. 08 (2011) 141, [https://doi.org/10.1007/JHEP08\(2011\)141](https://doi.org/10.1007/JHEP08(2011)141), arXiv:1107.4800.
- [17] ALICE Collaboration, Centrality and pseudorapidity dependence of the charged-particle multiplicity density in Xe-Xe collisions at $\sqrt{s_{NN}} = 5.44$ TeV, Phys. Lett. B 790 (2019) 35, <https://doi.org/10.1016/j.physletb.2018.12.048>, arXiv:1805.04432.
- [18] K. Werner, F.-M. Liu, T. Pierog, Parton ladder splitting and the rapidity dependence of transverse momentum spectra in deuteron-gold collisions at RHIC, Phys. Rev. C 74 (2006) 044902, <https://doi.org/10.1103/PhysRevC.74.044902>, arXiv:hep-ph/0506232.
- [19] Z.-W. Lin, C.M. Ko, B.-A. Li, B. Zhang, S. Pal, A multi-phase transport model for relativistic heavy ion collisions, Phys. Rev. C 72 (2005) 064901, <https://doi.org/10.1103/PhysRevC.72.064901>, arXiv:nucl-th/0411110.
- [20] V.N. Gribov, A Reggeon diagram technique, Sov. Phys. JETP 26 (1968) 414; Zh. Eksp. Teor. Fiz. 53 (1967) 654.
- [21] H.J. Drescher, M. Hladik, S. Ostapchenko, T. Pierog, K. Werner, Parton based Gribov-Regge theory, Phys. Rep. 350 (2001) 93, [https://doi.org/10.1016/S0370-1573\(00\)00122-8](https://doi.org/10.1016/S0370-1573(00)00122-8), arXiv:hep-ph/0007198.
- [22] X.-N. Wang, M. Gyulassy, HIJING: a Monte Carlo model for multiple jet production in pp, pA and AA collisions, Phys. Rev. D 44 (1991) 3501, <https://doi.org/10.1103/PhysRevD.44.3501>.
- [23] B. Zhang, ZPC 1.0.1: a parton cascade for ultrarelativistic heavy ion collisions, Comput. Phys. Commun. 109 (1998) 193, [https://doi.org/10.1016/S0010-4655\(98\)00010-1](https://doi.org/10.1016/S0010-4655(98)00010-1), arXiv:nucl-th/9709009.
- [24] B.-A. Li, C.M. Ko, Formation of superdense hadronic matter in high-energy heavy ion collisions, Phys. Rev. C 52 (1995) 2037, <https://doi.org/10.1103/PhysRevC.52.2037>, arXiv:nucl-th/9505016.
- [25] CMS Collaboration, The CMS experiment at the CERN LHC, J. Instrum. 3 (2008) S08004, <https://doi.org/10.1088/1748-0221/3/08/S08004>.
- [26] CMS Collaboration, CMS technical design report for the pixel detector upgrade, <https://doi.org/10.2172/1151650>, 2012.
- [27] S.R. Klein, J. Nystrand, J. Seger, Y. Gorbunov, J. Butterworth, STARlight: a Monte Carlo simulation program for ultra-peripheral collisions of relativistic ions, Comput. Phys. Commun. 212 (2017) 258, <https://doi.org/10.1016/j.cpc.2016.10.016>, arXiv:1607.03838.
- [28] S. Roesler, R. Engel, J. Ranft, The Monte Carlo event generator DPMJET-III, in: Advanced Monte Carlo for Radiation Physics, Particle Transport Simulation and Applications, Proceedings, Conference, MC2000, Lisbon, Portugal, October 23–26, 2000, 2000, p. 1033, arXiv:hep-ph/0012252.
- [29] CMS Collaboration, Observation and studies of jet quenching in PbPb collisions at nucleon-nucleon center-of-mass energy = 2.76 TeV, Phys. Rev. C 84 (2011) 024906, <https://doi.org/10.1103/PhysRevC.84.024906>, arXiv:1102.1957.
- [30] M.L. Miller, K. Reygers, S.J. Sanders, P. Steinberg, Glauber modeling in high energy nuclear collisions, Annu. Rev. Nucl. Part. Sci. 57 (2007) 205, <https://doi.org/10.1146/annurev.nucl.57.090506.123020>, arXiv:nucl-ex/0701025.
- [31] C. Loizides, J. Kamin, D. d'Enterria, Improved Monte Carlo Glauber predictions at present and future nuclear colliders, Phys. Rev. C 97 (2018) 054910, <https://doi.org/10.1103/PhysRevC.97.054910>, arXiv:1710.07098.
- [32] C. Loizides, J. Nagle, P. Steinberg, Improved version of the PHOBOS Glauber Monte Carlo, SoftwareX 1–2 (2014) 13, <https://doi.org/10.1016/j.softx.2015.05.001>, arXiv:1408.2549.
- [33] S. Agostinelli, et al., GEANT4, GEANT4—a simulation toolkit, Nucl. Instrum. Methods A 506 (2003) 250, [https://doi.org/10.1016/S0168-9002\(03\)01368-8](https://doi.org/10.1016/S0168-9002(03)01368-8).
- [34] ALICE Collaboration, Centrality dependence of the pseudorapidity density distribution for charged particles in Pb-Pb collisions at $\sqrt{s_{NN}} = 2.76$ TeV, Phys. Lett. B 726 (2013) 610, <https://doi.org/10.1016/j.physletb.2013.09.022>, arXiv:1304.0347.
- [35] ALICE Collaboration, Centrality dependence of the pseudorapidity density distribution for charged particles in Pb-Pb collisions at $\sqrt{s_{NN}} = 5.02$ TeV, Phys. Lett. B 772 (2017) 567, <https://doi.org/10.1016/j.physletb.2017.07.017>, arXiv:1612.08966.
- [36] C. Loizides, A. Morsch, Absence of jet quenching in peripheral nucleus-nucleus collisions, Phys. Lett. B 773 (2017) 408, <https://doi.org/10.1016/j.physletb.2017.09.002>, arXiv:1705.08856.
- [37] ALICE Collaboration, Centrality dependence of the charged-particle multiplicity density at mid-rapidity in Pb-Pb collisions at $\sqrt{s_{NN}} = 2.76$ TeV, Phys. Rev. Lett. 106 (2011) 032301, <https://doi.org/10.1103/PhysRevLett.106.032301>, arXiv:1012.1657.
- [38] ALICE Collaboration, Centrality dependence of the charged-particle multiplicity density at midrapidity in Pb-Pb collisions at $\sqrt{s_{NN}} = 5.02$ TeV, Phys. Rev. Lett. 116 (2016) 222302, <https://doi.org/10.1103/PhysRevLett.116.222302>, arXiv:1512.06104.
- [39] B. Alver, et al., PHOBOS, Phobos results on charged particle multiplicity and pseudorapidity distributions in Au+Au, Cu+Cu, d+Au, and p+p collisions at ultra-relativistic energies, Phys. Rev. C 83 (2011) 024913, <https://doi.org/10.1103/PhysRevC.83.024913>, arXiv:1011.1940.

The CMS Collaboration

A.M. Sirunyan, A. Tumasyan

Yerevan Physics Institute, Yerevan, Armenia

W. Adam, F. Ambroggi, E. Asilar, T. Bergauer, J. Brandstetter, M. Dragicevic, J. Erö, A. Escalante Del Valle, M. Flechl, R. Frühwirth¹, V.M. Ghete, J. Hrubec, M. Jeitler¹, N. Krammer, I. Krätschmer, D. Liko, T. Madlener, I. Mikulec, N. Rad, H. Rohringer, J. Schieck¹, R. Schöfbeck, M. Spanring, D. Spitzbart, A. Taurok, W. Waltenberger, J. Wittmann, C.-E. Wulz¹, M. Zarucki

Institut für Hochenergiephysik, Wien, Austria

V. Chekhovsky, V. Mossolov, J. Suarez Gonzalez

Institute for Nuclear Problems, Minsk, Belarus

E.A. De Wolf, D. Di Croce, X. Janssen, J. Lauwers, M. Pieters, H. Van Haevermaet, P. Van Mechelen, N. Van Remortel

Universiteit Antwerpen, Antwerpen, Belgium

S. Abu Zeid, F. Blekman, J. D'Hondt, I. De Bruyn, J. De Clercq, K. Deroover, G. Flouris, D. Lontkovskiy, S. Lowette, I. Marchesini, S. Moortgat, L. Moreels, Q. Python, K. Skovpen, S. Tavernier, W. Van Doninck, P. Van Mulders, I. Van Parijs

Vrije Universiteit Brussel, Brussel, Belgium

D. Beghin, B. Bilin, H. Brun, B. Clerbaux, G. De Lentdecker, H. Delannoy, B. Dorney, G. Fasanella, L. Favart, R. Goldouzian, A. Grebenyuk, A.K. Kalsi, T. Lenzi, J. Luetic, N. Postiau, E. Starling, L. Thomas, C. Vander Velde, P. Vanlaer, D. Vannerom, Q. Wang

Université Libre de Bruxelles, Bruxelles, Belgium

T. Cornelis, D. Dobur, A. Fagot, M. Gul, I. Khvastunov², D. Poyraz, C. Roskas, D. Trocino, M. Tytgat, W. Verbeke, B. Vermassen, M. Vit, N. Zaganidis

Ghent University, Ghent, Belgium

H. Bakhshiansohi, O. Bondu, S. Brochet, G. Bruno, C. Caputo, P. David, C. Delaere, M. Delcourt, B. Francois, A. Giammanco, G. Krintiras, V. Lemaitre, A. Magitteri, A. Mertens, M. Musich, K. Piotrkowski, A. Saggio, M. Vidal Marono, S. Wertz, J. Zobec

Université Catholique de Louvain, Louvain-la-Neuve, Belgium

F.L. Alves, G.A. Alves, M. Correa Martins Junior, G. Correia Silva, C. Hensel, A. Moraes, M.E. Pol, P. Rebello Teles

Centro Brasileiro de Pesquisas Fisicas, Rio de Janeiro, Brazil

E. Belchior Batista Das Chagas, W. Carvalho, J. Chinellato³, E. Coelho, E.M. Da Costa, G.G. Da Silveira⁴, D. De Jesus Damiao, C. De Oliveira Martins, S. Fonseca De Souza, H. Malbouisson, D. Matos Figueiredo, M. Melo De Almeida, C. Mora Herrera, L. Mundim, H. Nogima, W.L. Prado Da Silva, L.J. Sanchez Rosas, A. Santoro, A. Sznajder, M. Thiel, E.J. Tonelli Manganote³, F. Torres Da Silva De Araujo, A. Vilela Pereira

Universidade do Estado do Rio de Janeiro, Rio de Janeiro, Brazil

S. Ahuja^a, C.A. Bernardes^a, L. Calligaris^a, T.R. Fernandez Perez Tomei^a, E.M. Gregores^b, P.G. Mercadante^b, S.F. Novaes^a, Sandra S. Padula^a

^a *Universidade Estadual Paulista, São Paulo, Brazil*

^b *Universidade Federal do ABC, São Paulo, Brazil*

A. Aleksandrov, R. Hadjiiska, P. Iaydjiev, A. Marinov, M. Misheva, M. Rodozov, M. Shopova, G. Sultanov

Institute for Nuclear Research and Nuclear Energy, Bulgarian Academy of Sciences, Sofia, Bulgaria

A. Dimitrov, L. Litov, B. Pavlov, P. Petkov

University of Sofia, Sofia, Bulgaria

W. Fang⁵, X. Gao⁵, L. Yuan

Beihang University, Beijing, China

M. Ahmad, J.G. Bian, G.M. Chen, H.S. Chen, M. Chen, Y. Chen, C.H. Jiang, D. Leggat, H. Liao, Z. Liu, F. Romeo, S.M. Shaheen⁶, A. Spiezia, J. Tao, Z. Wang, E. Yazgan, H. Zhang, S. Zhang⁶, J. Zhao

Institute of High Energy Physics, Beijing, China

Y. Ban, G. Chen, A. Levin, J. Li, L. Li, Q. Li, Y. Mao, S.J. Qian, D. Wang, Z. Xu

State Key Laboratory of Nuclear Physics and Technology, Peking University, Beijing, China

Y. Wang

Tsinghua University, Beijing, China

C. Avila, A. Cabrera, C.A. Carrillo Montoya, L.F. Chaparro Sierra, C. Florez, C.F. González Hernández, M.A. Segura Delgado

Universidad de Los Andes, Bogota, Colombia

B. Courbon, N. Godinovic, D. Lelas, I. Puljak, T. Sculac

University of Split, Faculty of Electrical Engineering, Mechanical Engineering and Naval Architecture, Split, Croatia

Z. Antunovic, M. Kovac

University of Split, Faculty of Science, Split, Croatia

V. Brigljevic, D. Ferencek, K. Kadija, B. Mesic, A. Starodumov⁷, T. Susa

Institute Rudjer Boskovic, Zagreb, Croatia

M.W. Ather, A. Attikis, M. Kolosova, G. Mavromanolakis, J. Mousa, C. Nicolaou, F. Ptochos, P.A. Razis, H. Rykaczewski

University of Cyprus, Nicosia, Cyprus

M. Finger⁸, M. Finger Jr.⁸

Charles University, Prague, Czech Republic

E. Ayala

Escuela Politecnica Nacional, Quito, Ecuador

E. Carrera Jarrin

Universidad San Francisco de Quito, Quito, Ecuador

A. Ellithi Kamel⁹, M.A. Mahmoud^{10,11}, Y. Mohammed¹⁰

Academy of Scientific Research and Technology of the Arab Republic of Egypt, Egyptian Network of High Energy Physics, Cairo, Egypt

S. Bhowmik, A. Carvalho Antunes De Oliveira, R.K. Dewanjee, K. Ehataht, M. Kadastik, M. Raidal, C. Veelken

National Institute of Chemical Physics and Biophysics, Tallinn, Estonia

P. Eerola, H. Kirschenmann, J. Pekkanen, M. Voutilainen

Department of Physics, University of Helsinki, Helsinki, Finland

J. Havukainen, J.K. Heikkilä, T. Järvinen, V. Karimäki, R. Kinnunen, T. Lampén, K. Lassila-Perini, S. Laurila, S. Lehti, T. Lindén, P. Luukka, T. Mäenpää, H. Siikonen, E. Tuominen, J. Tuominiemi

Helsinki Institute of Physics, Helsinki, Finland

T. Tuuva

Lappeenranta University of Technology, Lappeenranta, Finland

M. Besancon, F. Couderc, M. Dejardin, D. Denegri, J.L. Faure, F. Ferri, S. Ganjour, A. Givernaud, P. Gras, G. Hamel de Monchenault, P. Jarry, C. Leloup, E. Locci, J. Malcles, G. Negro, J. Rander, A. Rosowsky, M.Ö. Sahin, M. Titov

IRFU, CEA, Université Paris-Saclay, Gif-sur-Yvette, France

A. Abdulsalam¹², C. Amendola, I. Antropov, F. Beaudette, P. Busson, C. Charlot, R. Granier de Cassagnac, I. Kucher, A. Lobanov, J. Martin Blanco, C. Martin Perez, M. Nguyen, C. Ochando, G. Ortona, P. Paganini, P. Pigard, J. Rembser, R. Salerno, J.B. Sauvan, Y. Sirois, A.G. Stahl Leitner, A. Zabi, A. Zghiche

Laboratoire Leprince-Ringuet, Ecole polytechnique, CNRS/IN2P3, Université Paris-Saclay, Palaiseau, France

J.-L. Agram¹³, J. Andrea, D. Bloch, J.-M. Brom, E.C. Chabert, V. Cherepanov, C. Collard, E. Conte¹³, J.-C. Fontaine¹³, D. Gelé, U. Goerlach, M. Jansová, A.-C. Le Bihan, N. Tonon, P. Van Hove

Université de Strasbourg, CNRS, IPHC UMR 7178, Strasbourg, France

S. Gadrat

Centre de Calcul de l'Institut National de Physique Nucleaire et de Physique des Particules, CNRS/IN2P3, Villeurbanne, France

S. Beauceron, C. Bernet, G. Boudoul, N. Chanon, R. Chierici, D. Contardo, P. Depasse, H. El Mamouni, J. Fay, L. Finco, S. Gascon, M. Gouzevitch, G. Grenier, B. Ille, F. Lagarde, I.B. Laktineh, H. Lattaud, M. Lethuillier, L. Mirabito, S. Perries, A. Popov¹⁴, V. Sordini, G. Touquet, M. Vander Donckt, S. Viret

Université de Lyon, Université Claude Bernard Lyon 1, CNRS-IN2P3, Institut de Physique Nucléaire de Lyon, Villeurbanne, France

A. Khvedelidze⁸

Georgian Technical University, Tbilisi, Georgia

D. Lomidze

Tbilisi State University, Tbilisi, Georgia

C. Autermann, L. Feld, M.K. Kiesel, K. Klein, M. Lipinski, M. Preuten, M.P. Rauch, C. Schomakers, J. Schulz, M. Teroerde, B. Wittmer, V. Zhukov¹⁴

RWTH Aachen University, I. Physikalisches Institut, Aachen, Germany

A. Albert, D. Duchardt, M. Erdmann, S. Erdweg, T. Esch, R. Fischer, S. Ghosh, A. Güth, T. Hebbeker, C. Heidemann, K. Hoepfner, H. Keller, L. Mastrolorenzo, M. Merschmeyer, A. Meyer, P. Millet, S. Mukherjee, T. Pook, M. Radziej, H. Reithler, M. Rieger, A. Schmidt, D. Teyssier, S. Thüer

RWTH Aachen University, III. Physikalisches Institut A, Aachen, Germany

G. Flügge, O. Hlushchenko, T. Kress, A. Künsken, T. Müller, A. Nehr Korn, A. Nowack, C. Pistone, O. Pooth, D. Roy, H. Sert, A. Stahl¹⁵

RWTH Aachen University, III. Physikalisches Institut B, Aachen, Germany

M. Aldaya Martin, T. Arndt, C. Asawatangtrakuldee, I. Babounikau, K. Beernaert, O. Behnke, U. Behrens, A. Bermúdez Martínez, D. Bertsche, A.A. Bin Anuar, K. Borras¹⁶, V. Botta, A. Campbell, P. Connor, C. Contreras-Campana, V. Danilov, A. De Wit, M.M. Defranichis, C. Diez Pardos, D. Domínguez Damiani, G. Eckerlin, T. Eichhorn, A. Elwood, E. Eren, E. Gallo¹⁷, A. Geiser, A. Grohsjean, M. Guthoff, M. Haranko, A. Harb, J. Hauk, H. Jung, M. Kasemann, J. Keaveney, C. Kleinwort, J. Knolle, D. Krücker, W. Lange, A. Lelek, T. Lenz, J. Leonard, K. Lipka, W. Lohmann¹⁸, R. Mankel, I.-A. Melzer-Pellmann, A.B. Meyer, M. Meyer, M. Missiroli, G. Mittag, J. Mnich, V. Myronenko, S.K. Pflitsch, D. Pitzl, A. Raspereza, M. Savitskyi, P. Saxena, P. Schütze, C. Schwanenberger, R. Shevchenko, A. Singh, H. Tholen, O. Turkot, A. Vagnerini, G.P. Van Onsem, R. Walsh, Y. Wen, K. Wichmann, C. Wissing, O. Zenaiev

Deutsches Elektronen-Synchrotron, Hamburg, Germany

R. Aggleton, S. Bein, L. Benato, A. Benecke, V. Blobel, T. Dreyer, E. Garutti, D. Gonzalez, P. Gunnellini, J. Haller, A. Hinzmann, A. Karavdina, G. Kasieczka, R. Klanner, R. Kogler, N. Kovalchuk, S. Kurz, V. Kutzner, J. Lange, D. Marconi, J. Multhaupt, M. Niedziela, C.E.N. Niemeyer, D. Nowatschin, A. Perieanu, A. Reimers, O. Rieger, C. Scharf, P. Schleper, S. Schumann, J. Schwandt, J. Sonneveld, H. Stadie, G. Steinbrück, F.M. Stober, M. Stöver, A. Vanhoefer, B. Vormwald, I. Zoi

University of Hamburg, Hamburg, Germany

M. Akbiyik, C. Barth, M. Baselga, S. Baur, E. Butz, R. Caspart, T. Chwalek, F. Colombo, W. De Boer, A. Dierlamm, K. El Morabit, N. Faltermann, B. Freund, M. Giffels, M.A. Harrendorf, F. Hartmann¹⁵, S.M. Heindl, U. Husemann, F. Kassel¹⁵, I. Katkov¹⁴, S. Kudella, H. Mildner, S. Mitra, M.U. Mozer, Th. Müller, M. Plagge, G. Quast, K. Rabbertz, M. Schröder, I. Shvetsov, G. Sieber, H.J. Simonis, R. Ulrich, S. Wayand, M. Weber, T. Weiler, S. Williamson, C. Wöhrmann, R. Wolf

Karlsruher Institut fuer Technologie, Karlsruhe, Germany

G. Anagnostou, G. Daskalakis, T. Geralis, A. Kyriakis, D. Loukas, G. Paspalaki, I. Topsis-Giotis

Institute of Nuclear and Particle Physics (INPP), NCSR Demokritos, Aghia Paraskevi, Greece

G. Karathanasis, S. Kesisoglou, P. Kontaxakis, A. Panagiotou, I. Papavergou, N. Saoulidou, E. Tziaferi, K. Vellidis

National and Kapodistrian University of Athens, Athens, Greece

K. Kousouris, I. Papakrivopoulos, G. Tsipolitis

National Technical University of Athens, Athens, Greece

I. Evangelou, C. Foudas, P. Giannelos, P. Katsoulis, P. Kokkas, S. Mallios, N. Manthos, I. Papadopoulos, E. Paradas, J. Strologas, F.A. Triantis, D. Tsitsonis

University of Ioánnina, Ioánnina, Greece

M. Bartók¹⁹, M. Csanad, N. Filipovic, P. Major, M.I. Nagy, G. Pasztor, O. Surányi, G.I. Veres

MTA-ELTE Lendület CMS Particle and Nuclear Physics Group, Eötvös Loránd University, Budapest, Hungary

G. Bencze, C. Hajdu, D. Horvath²⁰, Á. Hunyadi, F. Sikler, T.Á. Vámi, V. Veszpremi, G. Vesztergombi[†]

Wigner Research Centre for Physics, Budapest, Hungary

N. Beni, S. Czellar, J. Karancsi²¹, A. Makovec, J. Molnar, Z. Szillasi

Institute of Nuclear Research ATOMKI, Debrecen, Hungary

P. Raics, Z.L. Trocsanyi, B. Ujvari

Institute of Physics, University of Debrecen, Debrecen, Hungary

S. Choudhury, J.R. Komaragiri, P.C. Tiwari

Indian Institute of Science (IISc), Bangalore, India

S. Bahinipati²², C. Kar, P. Mal, K. Mandal, A. Nayak²³, D.K. Sahoo²², S.K. Swain

National Institute of Science Education and Research, HBNI, Bhubaneswar, India

S. Bansal, S.B. Beri, V. Bhatnagar, S. Chauhan, R. Chawla, N. Dhingra, R. Gupta, A. Kaur, M. Kaur, S. Kaur, R. Kumar, P. Kumari, M. Lohan, A. Mehta, K. Sandeep, S. Sharma, J.B. Singh, A.K. Viridi, G. Walia

Panjab University, Chandigarh, India

A. Bhardwaj, B.C. Choudhary, R.B. Garg, M. Gola, S. Keshri, Ashok Kumar, S. Malhotra, M. Naimuddin, P. Priyanka, K. Ranjan, Aashaq Shah, R. Sharma

University of Delhi, Delhi, India

R. Bhardwaj²⁴, M. Bharti²⁴, R. Bhattacharya, S. Bhattacharya, U. Bhawandeep²⁴, D. Bhowmik, S. Dey, S. Dutt²⁴, S. Dutta, S. Ghosh, K. Mondal, S. Nandan, A. Purohit, P.K. Rout, A. Roy, S. Roy Chowdhury, G. Saha, S. Sarkar, M. Sharan, B. Singh²⁴, S. Thakur²⁴

Saha Institute of Nuclear Physics, HBNI, Kolkata, India

P.K. Behera

Indian Institute of Technology Madras, Madras, India

R. Chudasama, D. Dutta, V. Jha, V. Kumar, P.K. Netrakanti, L.M. Pant, P. Shukla

Bhabha Atomic Research Centre, Mumbai, India

T. Aziz, M.A. Bhat, S. Dugad, G.B. Mohanty, N. Sur, B. Sutar, Ravindra Kumar Verma

Tata Institute of Fundamental Research-A, Mumbai, India

S. Banerjee, S. Bhattacharya, S. Chatterjee, P. Das, M. Guchait, Sa. Jain, S. Karmakar, S. Kumar, M. Maity²⁵, G. Majumder, K. Mazumdar, N. Sahoo, T. Sarkar²⁵

Tata Institute of Fundamental Research-B, Mumbai, India

S. Chauhan, S. Dube, V. Hegde, A. Kapoor, K. Kothekar, S. Pandey, A. Rane, S. Sharma

Indian Institute of Science Education and Research (IISER), Pune, India

S. Chenarani²⁶, E. Eskandari Tadavani, S.M. Etesami²⁶, M. Khakzad, M. Mohammadi Najafabadi, M. Naseri, F. Rezaei Hosseinabadi, B. Safarzadeh²⁷, M. Zeinali

Institute for Research in Fundamental Sciences (IPM), Tehran, Iran

M. Felcini, M. Grunewald

University College Dublin, Dublin, Ireland

M. Abbrescia^{a,b}, C. Calabria^{a,b}, A. Colaleo^a, D. Creanza^{a,c}, L. Cristella^{a,b}, N. De Filippis^{a,c}, M. De Palma^{a,b}, A. Di Florio^{a,b}, F. Errico^{a,b}, L. Fiore^a, A. Gelmi^{a,b}, G. Iaselli^{a,c}, M. Ince^{a,b}, S. Lezki^{a,b}, G. Maggi^{a,c}, M. Maggi^a, G. Miniello^{a,b}, S. My^{a,b}, S. Nuzzo^{a,b}, A. Pompili^{a,b}, G. Pugliese^{a,c}, R. Radogna^a, A. Ranieri^a, G. Selvaggi^{a,b}, A. Sharma^a, L. Silvestris^a, R. Venditti^a, P. Verwilligen^a, G. Zito^a

^a INFN Sezione di Bari, Bari, Italy

^b Università di Bari, Bari, Italy

^c Politecnico di Bari, Bari, Italy

G. Abbiendi^a, C. Battilana^{a,b}, D. Bonacorsi^{a,b}, L. Borghonovi^{a,b}, S. Braibant-Giacomelli^{a,b}, R. Campanini^{a,b}, P. Capiluppi^{a,b}, A. Castro^{a,b}, F.R. Cavallo^a, S.S. Chhibra^{a,b}, C. Ciocca^a, G. Codispoti^{a,b}, M. Cuffiani^{a,b}, G.M. Dallavalle^a, F. Fabbri^a, A. Fanfani^{a,b}, E. Fontanesi, P. Giacomelli^a, C. Grandi^a, L. Guiducci^{a,b}, S. Lo Meo^a, S. Marcellini^a, G. Masetti^a, A. Montanari^a, F.L. Navarria^{a,b}, A. Perrotta^a, F. Primavera^{a,b,15}, A.M. Rossi^{a,b}, T. Rovelli^{a,b}, G.P. Siroli^{a,b}, N. Tosi^a

^a INFN Sezione di Bologna, Bologna, Italy

^b Università di Bologna, Bologna, Italy

S. Albergo^{a,b}, A. Di Mattia^a, R. Potenza^{a,b}, A. Tricomi^{a,b}, C. Tuve^{a,b}

^a INFN Sezione di Catania, Catania, Italy

^b Università di Catania, Catania, Italy

G. Barbagli^a, K. Chatterjee^{a,b}, V. Ciulli^{a,b}, C. Civinini^a, R. D'Alessandro^{a,b}, E. Focardi^{a,b}, G. Latino, P. Lenzi^{a,b}, M. Meschini^a, S. Paoletti^a, L. Russo^{a,28}, G. Sguazzoni^a, D. Strom^a, L. Viliani^a

^a INFN Sezione di Firenze, Firenze, Italy

^b Università di Firenze, Firenze, Italy

L. Benussi, S. Bianco, F. Fabbri, D. Piccolo

INFN Laboratori Nazionali di Frascati, Frascati, Italy

F. Ferro^a, F. Ravera^{a,b}, E. Robutti^a, S. Tosi^{a,b}

^a INFN Sezione di Genova, Genova, Italy

^b Università di Genova, Genova, Italy

A. Benaglia^a, A. Beschi^b, L. Brianza^{a,b}, F. Brivio^{a,b}, V. Ciriolo^{a,b,15}, S. Di Guida^{a,b,15}, M.E. Dinardo^{a,b}, S. Fiorendi^{a,b}, S. Gennai^a, A. Ghezzi^{a,b}, P. Govoni^{a,b}, M. Malberti^{a,b}, S. Malvezzi^a, A. Massironi^{a,b}, D. Menasce^a, F. Monti, L. Moroni^a, M. Paganoni^{a,b}, D. Pedrini^a, S. Ragazzi^{a,b}, T. Tabarelli de Fatis^{a,b}, D. Zuolo^{a,b}

^a INFN Sezione di Milano-Bicocca, Milano, Italy

^b Università di Milano-Bicocca, Milano, Italy

S. Buontempo^a, N. Cavallo^{a,c}, A. De Iorio^{a,b}, A. Di Crescenzo^{a,b}, F. Fabozzi^{a,c}, F. Fienga^a, G. Galati^a, A.O.M. Iorio^{a,b}, W.A. Khan^a, L. Lista^a, S. Meola^{a,d,15}, P. Paolucci^{a,15}, C. Sciacca^{a,b}, E. Voevodina^{a,b}

^a INFN Sezione di Napoli, Napoli, Italy

^b Università di Napoli 'Federico II', Napoli, Italy

^c Università della Basilicata, Potenza, Italy

^d Università G. Marconi, Roma, Italy

P. Azzi^a, N. Bacchetta^a, D. Bisello^{a,b}, A. Boletti^{a,b}, A. Bragagnolo, R. Carlin^{a,b}, P. Checchia^a, M. Dall'Osso^{a,b}, P. De Castro Manzano^a, T. Dorigo^a, U. Dosselli^a, F. Gasparini^{a,b}, U. Gasparini^{a,b}, A. Gozzelino^a, S.Y. Hoh, S. Lacaprara^a, P. Lujan, M. Margoni^{a,b}, A.T. Meneguzzo^{a,b}, J. Pazzini^{a,b}, P. Ronchese^{a,b}, R. Rossin^{a,b}, F. Simonetto^{a,b}, A. Tiko, E. Torassa^a, M. Zanetti^{a,b}, P. Zotto^{a,b}, G. Zumerle^{a,b}

^a INFN Sezione di Padova, Padova, Italy

^b Università di Padova, Padova, Italy

^c Università di Trento, Trento, Italy

A. Braghieri^a, A. Magnani^a, P. Montagna^{a,b}, S.P. Ratti^{a,b}, V. Re^a, M. Ressegotti^{a,b}, C. Riccardi^{a,b}, P. Salvini^a, I. Vai^{a,b}, P. Vitulo^{a,b}

^a INFN Sezione di Pavia, Pavia, Italy

^b Università di Pavia, Pavia, Italy

M. Biasini^{a,b}, G.M. Bilei^a, C. Cecchi^{a,b}, D. Ciangottini^{a,b}, L. Fanò^{a,b}, P. Lariccia^{a,b}, R. Leonardi^{a,b}, E. Manoni^a, G. Mantovani^{a,b}, V. Mariani^{a,b}, M. Menichelli^a, A. Rossi^{a,b}, A. Santocchia^{a,b}, D. Spiga^a

^a INFN Sezione di Perugia, Perugia, Italy

^b Università di Perugia, Perugia, Italy

K. Androsov^a, P. Azzurri^a, G. Bagliesi^a, L. Bianchini^a, T. Boccali^a, L. Borrello, R. Castaldi^a, M.A. Ciocci^{a,b}, R. Dell'Orso^a, G. Fedi^a, F. Fiori^{a,c}, L. Giannini^{a,c}, A. Giassi^a, M.T. Grippo^a, F. Ligabue^{a,c}, E. Manca^{a,c}, G. Mandorli^{a,c}, A. Messineo^{a,b}, F. Palla^a, A. Rizzi^{a,b}, P. Spagnolo^a, R. Tenchini^a, G. Tonelli^{a,b}, A. Venturi^a, P.G. Verdini^a

^a INFN Sezione di Pisa, Pisa, Italy

^b Università di Pisa, Pisa, Italy

^c Scuola Normale Superiore di Pisa, Pisa, Italy

L. Barone^{a,b}, F. Cavallari^a, M. Cipriani^{a,b}, D. Del Re^{a,b}, E. Di Marco^{a,b}, M. Diemoz^a, S. Gelli^{a,b},
E. Longo^{a,b}, B. Marzocchi^{a,b}, P. Meridiani^a, G. Organtini^{a,b}, F. Pandolfi^a, R. Paramatti^{a,b}, F. Preiato^{a,b},
S. Rahatlou^{a,b}, C. Rovelli^a, F. Santanastasio^{a,b}

^a INFN Sezione di Roma, Rome, Italy

^b Sapienza Università di Roma, Rome, Italy

N. Amapane^{a,b}, R. Arcidiacono^{a,c}, S. Argiro^{a,b}, M. Arneodo^{a,c}, N. Bartosik^a, R. Bellan^{a,b}, C. Biino^a,
N. Cartiglia^a, F. Cenna^{a,b}, S. Cometti^a, M. Costa^{a,b}, R. Covarelli^{a,b}, N. Demaria^a, B. Kiani^{a,b}, C. Mariotti^a,
S. Maselli^a, E. Migliore^{a,b}, V. Monaco^{a,b}, E. Monteil^{a,b}, M. Monteno^a, M.M. Obertino^{a,b}, L. Pacher^{a,b},
N. Pastrone^a, M. Pelliccioni^a, G.L. Pinna Angioni^{a,b}, A. Romero^{a,b}, M. Ruspa^{a,c}, R. Sacchi^{a,b},
K. Shchelina^{a,b}, V. Sola^a, A. Solano^{a,b}, D. Soldi^{a,b}, A. Staiano^a

^a INFN Sezione di Torino, Torino, Italy

^b Università di Torino, Torino, Italy

^c Università del Piemonte Orientale, Novara, Italy

S. Belforte^a, V. Candelise^{a,b}, M. Casarsa^a, F. Cossutti^a, A. Da Rold^{a,b}, G. Della Ricca^{a,b}, F. Vazzoler^{a,b},
A. Zanetti^a

^a INFN Sezione di Trieste, Trieste, Italy

^b Università di Trieste, Trieste, Italy

D.H. Kim, G.N. Kim, M.S. Kim, J. Lee, S. Lee, S.W. Lee, C.S. Moon, Y.D. Oh, S.I. Pak, S. Sekmen, D.C. Son,
Y.C. Yang

Kyungpook National University, Daegu, Republic of Korea

H. Kim, D.H. Moon, G. Oh

Chonnam National University, Institute for Universe and Elementary Particles, Kwangju, Republic of Korea

J. Goh²⁹, T.J. Kim

Hanyang University, Seoul, Republic of Korea

S. Cho, S. Choi, Y. Go, D. Gyun, S. Ha, B. Hong, Y. Jo, K. Lee, K.S. Lee, S. Lee, J. Lim, S.K. Park, Y. Roh

Korea University, Seoul, Republic of Korea

H.S. Kim

Sejong University, Seoul, Republic of Korea

J. Almond, J. Kim, J.S. Kim, H. Lee, K. Lee, K. Nam, S.B. Oh, B.C. Radburn-Smith, S.h. Seo, U.K. Yang,
H.D. Yoo, G.B. Yu

Seoul National University, Seoul, Republic of Korea

D. Jeon, H. Kim, J.H. Kim, J.S.H. Lee, I.C. Park

University of Seoul, Seoul, Republic of Korea

Y. Choi, C. Hwang, J. Lee, I. Yu

Sungkyunkwan University, Suwon, Republic of Korea

V. Dudenas, A. Juodagalvis, J. Vaitkus

Vilnius University, Vilnius, Lithuania

I. Ahmed, Z.A. Ibrahim, M.A.B. Md Ali³⁰, F. Mohamad Idris³¹, W.A.T. Wan Abdullah, M.N. Yusli,
Z. Zolkapli

National Centre for Particle Physics, Universiti Malaya, Kuala Lumpur, Malaysia

J.F. Benitez, A. Castaneda Hernandez, J.A. Murillo Quijada

Universidad de Sonora (UNISON), Hermosillo, Mexico

H. Castilla-Valdez, E. De La Cruz-Burelo, M.C. Duran-Osuna, I. Heredia-De La Cruz³², R. Lopez-Fernandez, J. Mejia Guisao, R.I. Rabadan-Trejo, M. Ramirez-Garcia, G. Ramirez-Sanchez, R. Reyes-Almanza, A. Sanchez-Hernandez

Centro de Investigacion y de Estudios Avanzados del IPN, Mexico City, Mexico

S. Carrillo Moreno, C. Oropeza Barrera, F. Vazquez Valencia

Universidad Iberoamericana, Mexico City, Mexico

J. Eysermans, I. Pedraza, H.A. Salazar Ibarquen, C. Uribe Estrada

Benemerita Universidad Autonoma de Puebla, Puebla, Mexico

A. Morelos Pineda

Universidad Autónoma de San Luis Potosí, San Luis Potosí, Mexico

D. Krofcheck

University of Auckland, Auckland, New Zealand

S. Bheesette, P.H. Butler

University of Canterbury, Christchurch, New Zealand

A. Ahmad, M. Ahmad, M.I. Asghar, Q. Hassan, H.R. Hoorani, A. Saddique, M.A. Shah, M. Shoaib, M. Waqas

National Centre for Physics, Quaid-I-Azam University, Islamabad, Pakistan

H. Bialkowska, M. Bluj, B. Boimska, T. Frueboes, M. Górski, M. Kazana, M. Szleper, P. Traczyk, P. Zalewski

National Centre for Nuclear Research, Swierk, Poland

K. Bunkowski, A. Byszuk³³, K. Doroba, A. Kalinowski, M. Konecki, J. Krolikowski, M. Misiura, M. Olszewski, A. Pyskir, M. Walczak

Institute of Experimental Physics, Faculty of Physics, University of Warsaw, Warsaw, Poland

M. Araujo, P. Bargassa, C. Beirão Da Cruz E Silva, A. Di Francesco, P. Faccioli, B. Galinhas, M. Gallinaro, J. Hollar, N. Leonardo, M.V. Nemallapudi, J. Seixas, G. Strong, O. Toldaiev, D. Vadrucchio, J. Varela

Laboratório de Instrumentação e Física Experimental de Partículas, Lisboa, Portugal

S. Afanasiev, P. Bunin, M. Gavrilenko, I. Golutvin, I. Gorbunov, A. Kamenev, V. Karjavine, A. Lanev, A. Malakhov, V. Matveev^{34,35}, P. Moisenz, V. Palichik, V. Perelygin, S. Shmatov, S. Shulha, N. Skatchkov, V. Smirnov, N. Voytishin, A. Zarubin

Joint Institute for Nuclear Research, Dubna, Russia

V. Golovtsov, Y. Ivanov, V. Kim³⁶, E. Kuznetsova³⁷, P. Levchenko, V. Murzin, V. Oreshkin, I. Smirnov, D. Sosnov, V. Sulimov, L. Uvarov, S. Vavilov, A. Vorobyev

Petersburg Nuclear Physics Institute, Gatchina (St. Petersburg), Russia

Yu. Andreev, A. Dermenev, S. Gninenko, N. Golubev, A. Karneyeu, M. Kirsanov, N. Krasnikov, A. Pashenkov, D. Tlisov, A. Toropin

Institute for Nuclear Research, Moscow, Russia

V. Epshteyn, V. Gavrilov, N. Lychkovskaya, V. Popov, I. Pozdnyakov, G. Safronov, A. Spiridonov, A. Stepenov, V. Stolin, M. Toms, E. Vlasov, A. Zhokin

Institute for Theoretical and Experimental Physics, Moscow, Russia

T. Aushev

Moscow Institute of Physics and Technology, Moscow, Russia

M. Chadeeva³⁸, P. Parygin, D. Philippov, S. Polikarpov³⁸, E. Popova, V. Rusinov

National Research Nuclear University 'Moscow Engineering Physics Institute' (MEPhI), Moscow, Russia

V. Andreev, M. Azarkin, I. Dremin³⁵, M. Kirakosyan, S.V. Rusakov, A. Terkulov

P.N. Lebedev Physical Institute, Moscow, Russia

A. Baskakov, A. Belyaev, E. Boos, A. Ershov, A. Gribushin, A. Kaminskiy³⁹, O. Kodolova, V. Korotkikh, I. Lokhtin, I. Miagkov, S. Obraztsov, S. Petrushanko, V. Savrin, A. Snigirev, I. Vardanyan

Skobeltsyn Institute of Nuclear Physics, Lomonosov Moscow State University, Moscow, Russia

A. Barnyakov⁴⁰, V. Blinov⁴⁰, T. Dimova⁴⁰, L. Kardapoltsev⁴⁰, Y. Skovpen⁴⁰

Novosibirsk State University (NSU), Novosibirsk, Russia

I. Azhgirey, I. Bayshev, S. Bitioukov, D. Elumakhov, A. Godizov, V. Kachanov, A. Kalinin, D. Konstantinov, P. Mandrik, V. Petrov, R. Ryutin, S. Slabospitskii, A. Sobol, S. Troshin, N. Tyurin, A. Uzunian, A. Volkov

Institute for High Energy Physics of National Research Centre 'Kurchatov Institute', Protvino, Russia

A. Babaev, S. Baidali, V. Okhotnikov

National Research Tomsk Polytechnic University, Tomsk, Russia

P. Adzic⁴¹, P. Cirkovic, D. Devetak, M. Dordevic, J. Milosevic

University of Belgrade, Faculty of Physics and Vinca Institute of Nuclear Sciences, Belgrade, Serbia

J. Alcaraz Maestre, A. Álvarez Fernández, I. Bachiller, M. Barrio Luna, J.A. Brochero Cifuentes, M. Cerrada, N. Colino, B. De La Cruz, A. Delgado Peris, C. Fernandez Bedoya, J.P. Fernández Ramos, J. Flix, M.C. Fouz, O. Gonzalez Lopez, S. Goy Lopez, J.M. Hernandez, M.I. Josa, D. Moran, A. Pérez-Calero Yzquierdo, J. Puerta Pelayo, I. Redondo, L. Romero, M.S. Soares, A. Triossi

Centro de Investigaciones Energéticas Medioambientales y Tecnológicas (CIEMAT), Madrid, Spain

C. Albajar, J.F. de Trocóniz

Universidad Autónoma de Madrid, Madrid, Spain

J. Cuevas, C. Erice, J. Fernandez Menendez, S. Folgueras, I. Gonzalez Caballero, J.R. González Fernández, E. Palencia Cortezon, V. Rodríguez Bouza, S. Sanchez Cruz, P. Vischia, J.M. Vizan Garcia

Universidad de Oviedo, Oviedo, Spain

I.J. Cabrillo, A. Calderon, B. Chazin Quero, J. Duarte Campderros, M. Fernandez, P.J. Fernández Manteca, A. García Alonso, J. Garcia-Ferrero, G. Gomez, A. Lopez Virto, J. Marco, C. Martinez Rivero, P. Martinez Ruiz del Arbol, F. Matorras, J. Piedra Gomez, C. Prieels, T. Rodrigo, A. Ruiz-Jimeno, L. Scodellaro, N. Trevisani, I. Vila, R. Vilar Cortabitarte

Instituto de Física de Cantabria (IFCA), CSIC-Universidad de Cantabria, Santander, Spain

N. Wickramage

University of Ruhuna, Department of Physics, Matara, Sri Lanka

D. Abbaneo, B. Akgun, E. Auffray, G. Auzinger, P. Baillon, A.H. Ball, D. Barney, J. Bendavid, M. Bianco, A. Bocci, C. Botta, E. Brondolin, T. Camporesi, M. Cepeda, G. Cerminara, E. Chapon, Y. Chen, G. Cucciati, D. d'Enterria, A. Dabrowski, N. Daci, V. Daponte, A. David, A. De Roeck, N. Deelen, M. Dobson, M. Dünser, N. Dupont, A. Elliott-Peisert, P. Everaerts, F. Fallavollita⁴², D. Fasanella, G. Franzoni, J. Fulcher, W. Funk, D. Gigi, A. Gilbert, K. Gill, F. Glege, M. Guilbaud, D. Gulhan, J. Hegeman, C. Heidegger, V. Innocente, A. Jafari, P. Janot, O. Karacheban¹⁸, J. Kieseler, A. Kornmayer, M. Krammer¹, C. Lange, P. Lecoq, C. Lourenço, L. Malgeri, M. Mannelli, F. Meijers, J.A. Merlin, S. Mersi, E. Meschi, P. Milenovic⁴³, F. Moortgat, M. Mulders, J. Ngadiuba, S. Nourbakhsh, S. Orfanelli, L. Orsini, F. Pantaleo¹⁵, L. Pape, E. Perez, M. Peruzzi, A. Petrilli, G. Petrucciani, A. Pfeiffer, M. Pierini, F.M. Pitters, D. Rabady, A. Racz, T. Reis, G. Rolandi⁴⁴, M. Rovere, H. Sakulin, C. Schäfer, C. Schwick, M. Seidel, M. Selvaggi, A. Sharma, P. Silva, P. Sphicas⁴⁵, A. Stakia, J. Steggemann, M. Tosi, D. Treille, A. Tsirou, V. Veckalns⁴⁶, M. Verzetti, W.D. Zeuner

CERN, European Organization for Nuclear Research, Geneva, Switzerland

L. Caminada⁴⁷, K. Deiters, W. Erdmann, R. Horisberger, Q. Ingram, H.C. Kaestli, D. Kotlinski, U. Langenegger, T. Rohe, S.A. Wiederkehr

Paul Scherrer Institut, Villigen, Switzerland

M. Backhaus, L. Bäni, P. Berger, N. Chernyavskaya, G. Dissertori, M. Dittmar, M. Donegà, C. Dorfer, T.A. Gómez Espinosa, C. Grab, D. Hits, T. Klijnsma, W. Lustermann, R.A. Manzoni, M. Marionneau, M.T. Meinhard, F. Micheli, P. Musella, F. Nessi-Tedaldi, J. Pata, F. Pauss, G. Perrin, L. Perrozzi, S. Pigazzini, M. Quittnat, C. Reissel, D. Ruini, D.A. Sanz Becerra, M. Schönenberger, L. Shchutska, V.R. Tavolaro, K. Theofilatos, M.L. Vesterbacka Olsson, R. Wallny, D.H. Zhu

ETH Zurich – Institute for Particle Physics and Astrophysics (IPA), Zurich, Switzerland

T.K. Aarrestad, C. AMSler⁴⁸, D. Brzhechko, M.F. Canelli, A. De Cosa, R. Del Burgo, S. Donato, C. Galloni, T. Hreus, B. Kilminster, S. Leontsinis, I. Neutelings, G. Rauco, P. Robmann, D. Salerno, K. Schweiger, C. Seitz, Y. Takahashi, A. Zucchetta

Universität Zürich, Zurich, Switzerland

Y.H. Chang, K.y. Cheng, T.H. Doan, R. Khurana, C.M. Kuo, W. Lin, A. Pozdnyakov, S.S. Yu

National Central University, Chung-Li, Taiwan

P. Chang, Y. Chao, K.F. Chen, P.H. Chen, W.-S. Hou, Arun Kumar, Y.F. Liu, R.-S. Lu, E. Paganis, A. Psallidas, A. Steen

National Taiwan University (NTU), Taipei, Taiwan

B. Asavapibhop, N. Srimanobhas, N. Suwonjandee

Chulalongkorn University, Faculty of Science, Department of Physics, Bangkok, Thailand

A. Bat, F. Boran, S. Cerci⁴⁹, S. Damarseckin, Z.S. Demiroglu, F. Dolek, C. Dozen, I. Dumanoglu, S. Girgis, G. Gokbulut, Y. Guler, E. Gurpinar, I. Hos⁵⁰, C. Isik, E.E. Kangal⁵¹, O. Kara, A. Kayis Topaksu, U. Kiminsu, M. Oglakci, G. Onengut, K. Ozdemir⁵², S. Ozturk⁵³, D. Sunar Cerci⁴⁹, B. Tali⁴⁹, U.G. Tok, S. Turkcapar, I.S. Zorbakir, C. Zorbilmez

Çukurova University, Physics Department, Science and Art Faculty, Adana, Turkey

B. Isildak⁵⁴, G. Karapinar⁵⁵, M. Yalvac, M. Zeyrek

Middle East Technical University, Physics Department, Ankara, Turkey

I.O. Atakisi, E. Gülmez, M. Kaya⁵⁶, O. Kaya⁵⁷, S. Ozkorucuklu⁵⁸, S. Tekten, E.A. Yetkin⁵⁹

Bogazici University, Istanbul, Turkey

M.N. Agaras, A. Cakir, K. Cankocak, Y. Komurcu, S. Sen ⁶⁰

Istanbul Technical University, Istanbul, Turkey

B. Grynyov

Institute for Scintillation Materials of National Academy of Science of Ukraine, Kharkov, Ukraine

L. Levchuk

National Scientific Center, Kharkov Institute of Physics and Technology, Kharkov, Ukraine

F. Ball, L. Beck, J.J. Brooke, D. Burns, E. Clement, D. Cussans, O. Davignon, H. Flacher, J. Goldstein, G.P. Heath, H.F. Heath, L. Kreczko, D.M. Newbold ⁶¹, S. Paramesvaran, B. Penning, T. Sakuma, D. Smith, V.J. Smith, J. Taylor, A. Titterton

University of Bristol, Bristol, United Kingdom

A. Belyaev ⁶², C. Brew, R.M. Brown, D. Cieri, D.J.A. Cockerill, J.A. Coughlan, K. Harder, S. Harper, J. Linacre, E. Olaiya, D. Petyt, C.H. Shepherd-Themistocleous, A. Thea, I.R. Tomalin, T. Williams, W.J. Womersley

Rutherford Appleton Laboratory, Didcot, United Kingdom

R. Bainbridge, P. Bloch, J. Borg, S. Breeze, O. Buchmuller, A. Bundock, D. Colling, P. Dauncey, G. Davies, M. Della Negra, R. Di Maria, Y. Haddad, G. Hall, G. Iles, T. James, M. Komm, C. Laner, L. Lyons, A.-M. Magnan, S. Malik, A. Martelli, J. Nash ⁶³, A. Nikitenko ⁷, V. Palladino, M. Pesaresi, D.M. Raymond, A. Richards, A. Rose, E. Scott, C. Seez, A. Shtipliyski, G. Singh, M. Stoye, T. Strebler, S. Summers, A. Tapper, K. Uchida, T. Virdee ¹⁵, N. Wardle, D. Winterbottom, J. Wright, S.C. Zenz

Imperial College, London, United Kingdom

J.E. Cole, P.R. Hobson, A. Khan, P. Kyberd, C.K. Mackay, A. Morton, I.D. Reid, L. Teodorescu, S. Zahid

Brunel University, Uxbridge, United Kingdom

K. Call, J. Dittmann, K. Hatakeyama, H. Liu, C. Madrid, B. McMaster, N. Pastika, C. Smith

Baylor University, Waco, USA

R. Bartek, A. Dominguez

Catholic University of America, Washington, DC, USA

A. Buccilli, S.I. Cooper, C. Henderson, P. Rumerio, C. West

The University of Alabama, Tuscaloosa, USA

D. Arcaro, T. Bose, D. Gastler, D. Pinna, D. Rankin, C. Richardson, J. Rohlf, L. Sulak, D. Zou

Boston University, Boston, USA

G. Benelli, X. Coubez, D. Cutts, M. Hadley, J. Hakala, U. Heintz, J.M. Hogan ⁶⁴, K.H.M. Kwok, E. Laird, G. Landsberg, J. Lee, Z. Mao, M. Narain, S. Sagir ⁶⁵, R. Syarif, E. Usai, D. Yu

Brown University, Providence, USA

R. Band, C. Brainerd, R. Breedon, D. Burns, M. Calderon De La Barca Sanchez, M. Chertok, J. Conway, R. Conway, P.T. Cox, R. Erbacher, C. Flores, G. Funk, W. Ko, O. Kukral, R. Lander, M. Mulhearn, D. Pellett, J. Pilot, S. Shalhout, M. Shi, D. Stolp, D. Taylor, K. Tos, M. Tripathi, Z. Wang, F. Zhang

University of California, Davis, Davis, USA

M. Bachtis, C. Bravo, R. Cousins, A. Dasgupta, A. Florent, J. Hauser, M. Ignatenko, N. Mccoll, S. Regnard, D. Saltzberg, C. Schnaible, V. Valuev

University of California, Los Angeles, USA

E. Bouvier, K. Burt, R. Clare, J.W. Gary, S.M.A. Ghiasi Shirazi, G. Hanson, G. Karapostoli, E. Kennedy, F. Lacroix, O.R. Long, M. Olmedo Negrete, M.I. Paneva, W. Si, L. Wang, H. Wei, S. Wimpenny, B.R. Yates

University of California, Riverside, Riverside, USA

J.G. Branson, P. Chang, S. Cittolin, M. Derdzinski, R. Gerosa, D. Gilbert, B. Hashemi, A. Holzner, D. Klein, G. Kole, V. Krutelyov, J. Letts, M. Masciovecchio, D. Olivito, S. Padhi, M. Pieri, M. Sani, V. Sharma, S. Simon, M. Tadel, A. Vartak, S. Wasserbaech⁶⁶, J. Wood, F. Würthwein, A. Yagil, G. Zevi Della Porta

University of California, San Diego, La Jolla, USA

N. Amin, R. Bhandari, J. Bradmiller-Feld, C. Campagnari, M. Citron, A. Dishaw, V. Dutta, M. Franco Sevilla, L. Gouskos, R. Heller, J. Incandela, A. Ovcharova, H. Qu, J. Richman, D. Stuart, I. Suarez, S. Wang, J. Yoo

University of California, Santa Barbara – Department of Physics, Santa Barbara, USA

D. Anderson, A. Bornheim, J.M. Lawhorn, H.B. Newman, T.Q. Nguyen, M. Spiropulu, J.R. Vlimant, R. Wilkinson, S. Xie, Z. Zhang, R.Y. Zhu

California Institute of Technology, Pasadena, USA

M.B. Andrews, T. Ferguson, T. Mudholkar, M. Paulini, M. Sun, I. Vorobiev, M. Weinberg

Carnegie Mellon University, Pittsburgh, USA

J.P. Cumalat, W.T. Ford, F. Jensen, A. Johnson, M. Krohn, E. MacDonald, T. Mulholland, R. Patel, A. Perloff, K. Stenson, K.A. Ulmer, S.R. Wagner

University of Colorado Boulder, Boulder, USA

J. Alexander, J. Chaves, Y. Cheng, J. Chu, A. Datta, K. Mcdermott, N. Mirman, J.R. Patterson, D. Quach, A. Rinkevicius, A. Ryd, L. Skinnari, L. Soffi, S.M. Tan, Z. Tao, J. Thom, J. Tucker, P. Wittich, M. Zientek

Cornell University, Ithaca, USA

S. Abdullin, M. Albrow, M. Alyari, G. Apollinari, A. Apresyan, A. Apyan, S. Banerjee, L.A.T. Bauerdick, A. Beretvas, J. Berryhill, P.C. Bhat, K. Burkett, J.N. Butler, A. Canepa, G.B. Cerati, H.W.K. Cheung, F. Chlebana, M. Cremonesi, J. Duarte, V.D. Elvira, J. Freeman, Z. Gecse, E. Gottschalk, L. Gray, D. Green, S. Grünendahl, O. Gutsche, J. Hanlon, R.M. Harris, S. Hasegawa, J. Hirschauer, Z. Hu, B. Jayatilaka, S. Jindariani, M. Johnson, U. Joshi, B. Klima, M.J. Kortelainen, B. Kreis, S. Lammel, D. Lincoln, R. Lipton, M. Liu, T. Liu, J. Lykken, K. Maeshima, J.M. Marraffino, D. Mason, P. McBride, P. Merkel, S. Mrenna, S. Nahn, V. O'Dell, K. Pedro, C. Pena, O. Prokofyev, G. Rakness, L. Ristori, A. Savoy-Navarro⁶⁷, B. Schneider, E. Sexton-Kennedy, A. Soha, W.J. Spalding, L. Spiegel, S. Stoynev, J. Strait, N. Strobbe, L. Taylor, S. Tkaczyk, N.V. Tran, L. Uplegger, E.W. Vaandering, C. Vernieri, M. Verzocchi, R. Vidal, M. Wang, H.A. Weber, A. Whitbeck

Fermi National Accelerator Laboratory, Batavia, USA

D. Acosta, P. Avery, P. Bortignon, D. Bourilkov, A. Brinkerhoff, L. Cadamuro, A. Carnes, M. Carver, D. Curry, R.D. Field, S.V. Gleyzer, B.M. Joshi, J. Konigsberg, A. Korytov, K.H. Lo, P. Ma, K. Matchev, H. Mei, G. Mitselmakher, D. Rosenzweig, K. Shi, D. Sperka, J. Wang, S. Wang, X. Zuo

University of Florida, Gainesville, USA

Y.R. Joshi, S. Linn

Florida International University, Miami, USA

A. Ackert, T. Adams, A. Askew, S. Hagopian, V. Hagopian, K.F. Johnson, T. Kolberg, G. Martinez, T. Perry, H. Prosper, A. Saha, C. Schiber, R. Yohay

Florida State University, Tallahassee, USA

M.M. Baarmand, V. Bhopatkar, S. Colafranceschi, M. Hohlmann, D. Noonan, M. Rahmani, T. Roy, F. Yumiceva

Florida Institute of Technology, Melbourne, USA

M.R. Adams, L. Apanasevich, D. Berry, R.R. Betts, R. Cavanaugh, X. Chen, S. Dittmer, O. Evdokimov, C.E. Gerber, D.A. Hangal, D.J. Hofman, K. Jung, J. Kamin, C. Mills, I.D. Sandoval Gonzalez, M.B. Tonjes, H. Trauger, N. Varelas, H. Wang, X. Wang, Z. Wu, J. Zhang

University of Illinois at Chicago (UIC), Chicago, USA

M. Alhusseini, B. Bilki⁶⁸, W. Clarida, K. Dilsiz⁶⁹, S. Durgut, R.P. Gandrajula, M. Haytmyradov, V. Khristenko, J.-P. Merlo, A. Mestvirishvili, A. Moeller, J. Nachtman, H. Ogul⁷⁰, Y. Onel, F. Ozok⁷¹, A. Penzo, C. Snyder, E. Tiras, J. Wetzel

The University of Iowa, Iowa City, USA

B. Blumenfeld, A. Cocoros, N. Eminizer, D. Fehling, L. Feng, A.V. Gritsan, W.T. Hung, P. Maksimovic, J. Roskes, U. Sarica, M. Swartz, M. Xiao, C. You

Johns Hopkins University, Baltimore, USA

A. Al-bataineh, P. Baringer, A. Bean, S. Boren, J. Bowen, A. Bylinkin, J. Castle, S. Khalil, A. Kropivnitskaya, D. Majumder, W. Mcbrayer, M. Murray, C. Rogan, S. Sanders, E. Schmitz, J.D. Tapia Takaki, Q. Wang

The University of Kansas, Lawrence, USA

S. Duric, A. Ivanov, K. Kaadze, D. Kim, Y. Maravin, D.R. Mendis, T. Mitchell, A. Modak, A. Mohammadi, L.K. Saini, N. Skhirtladze

Kansas State University, Manhattan, USA

F. Rebassoo, D. Wright

Lawrence Livermore National Laboratory, Livermore, USA

A. Baden, O. Baron, A. Belloni, S.C. Eno, Y. Feng, C. Ferraioli, N.J. Hadley, S. Jabeen, G.Y. Jeng, R.G. Kellogg, J. Kunkle, A.C. Mignerey, S. Nabili, F. Ricci-Tam, Y.H. Shin, A. Skuja, S.C. Tonwar, K. Wong

University of Maryland, College Park, USA

D. Abercrombie, B. Allen, V. Azzolini, A. Baty, G. Bauer, R. Bi, S. Brandt, W. Busza, I.A. Cali, M. D'Alfonso, Z. Demiragli, G. Gomez Ceballos, M. Goncharov, P. Harris, D. Hsu, M. Hu, Y. Iiyama, G.M. Innocenti, M. Klute, D. Kovalskyi, Y.-J. Lee, P.D. Luckey, B. Maier, A.C. Marini, C. McGinn, C. Mironov, S. Narayanan, X. Niu, C. Paus, C. Roland, G. Roland, G.S.F. Stephans, K. Sumorok, K. Tatar, D. Velicanu, J. Wang, T.W. Wang, B. Wyslouch, S. Zhaozhong

Massachusetts Institute of Technology, Cambridge, USA

A.C. Benvenuti[†], R.M. Chatterjee, A. Evans, P. Hansen, Sh. Jain, S. Kalafut, Y. Kubota, Z. Lesko, J. Mans, N. Ruckstuhl, R. Rusack, J. Turkewitz, M.A. Wadud

University of Minnesota, Minneapolis, USA

J.G. Acosta, S. Oliveros

University of Mississippi, Oxford, USA

E. Avdeeva, K. Bloom, D.R. Claes, C. Fangmeier, F. Golf, R. Gonzalez Suarez, R. Kamalieddin, I. Kravchenko, J. Monroy, J.E. Siado, G.R. Snow, B. Stieger

University of Nebraska-Lincoln, Lincoln, USA

A. Godshalk, C. Harrington, I. Iashvili, A. Kharchilava, C. Mclean, D. Nguyen, A. Parker, S. Rappoccio, B. Roozbahani

State University of New York at Buffalo, Buffalo, USA

G. Alverson, E. Barberis, C. Freer, A. Hortiangtham, D.M. Morse, T. Orimoto, R. Teixeira De Lima, T. Wamorkar, B. Wang, A. Wisecarver, D. Wood

Northeastern University, Boston, USA

S. Bhattacharya, O. Charaf, K.A. Hahn, N. Mucia, N. Odell, M.H. Schmitt, K. Sung, M. Trovato, M. Velasco

Northwestern University, Evanston, USA

R. Bucci, N. Dev, M. Hildreth, K. Hurtado Anampa, C. Jessop, D.J. Karmgard, N. Kellams, K. Lannon, W. Li, N. Loukas, N. Marinelli, F. Meng, C. Mueller, Y. Musienko³⁴, M. Planer, A. Reinsvold, R. Ruchti, P. Siddireddy, G. Smith, S. Taroni, M. Wayne, A. Wightman, M. Wolf, A. Woodard

University of Notre Dame, Notre Dame, USA

J. Alimena, L. Antonelli, B. Bylsma, L.S. Durkin, S. Flowers, B. Francis, A. Hart, C. Hill, W. Ji, T.Y. Ling, W. Luo, B.L. Winer

The Ohio State University, Columbus, USA

S. Cooperstein, P. Elmer, J. Hardenbrook, S. Higginbotham, A. Kalogeropoulos, D. Lange, M.T. Lucchini, J. Luo, D. Marlow, K. Mei, I. Ojalvo, J. Olsen, C. Palmer, P. Piroué, J. Salfeld-Nebgen, D. Stickland, C. Tully

Princeton University, Princeton, USA

S. Malik, S. Norberg

University of Puerto Rico, Mayaguez, USA

A. Barker, V.E. Barnes, S. Das, L. Gutay, M. Jones, A.W. Jung, A. Khatiwada, B. Mahakud, D.H. Miller, N. Neumeister, C.C. Peng, S. Piperov, H. Qiu, J.F. Schulte, J. Sun, F. Wang, R. Xiao, W. Xie

Purdue University, West Lafayette, USA

T. Cheng, J. Dolen, N. Parashar

Purdue University Northwest, Hammond, USA

Z. Chen, K.M. Ecklund, S. Freed, F.J.M. Geurts, M. Kilpatrick, W. Li, B.P. Padley, R. Redjimi, J. Roberts, J. Rorie, W. Shi, Z. Tu, J. Zabel, A. Zhang

Rice University, Houston, USA

A. Bodek, P. de Barbaro, R. Demina, Y.t. Duh, J.L. Dulemba, C. Fallon, T. Ferbel, M. Galanti, A. Garcia-Bellido, J. Han, O. Hindrichs, A. Khukhunaishvili, P. Tan, R. Taus

University of Rochester, Rochester, USA

A. Agapitos, J.P. Chou, Y. Gershtein, E. Halkiadakis, M. Heindl, E. Hughes, S. Kaplan, R. Kunnawalkam Elayavalli, S. Kyriacou, A. Lath, R. Montalvo, K. Nash, M. Osherson, H. Saka, S. Salur, S. Schnetzer, D. Sheffield, S. Somalwar, R. Stone, S. Thomas, P. Thomassen, M. Walker

Rutgers, The State University of New Jersey, Piscataway, USA

A.G. Delannoy, J. Heideman, G. Riley, S. Spanier

University of Tennessee, Knoxville, USA

O. Bouhali⁷², A. Celik, M. Dalchenko, M. De Mattia, A. Delgado, S. Dildick, R. Eusebi, J. Gilmore, T. Huang, T. Kamon⁷³, S. Luo, R. Mueller, D. Overton, L. Perniè, D. Rathjens, A. Safonov

Texas A&M University, College Station, USA

N. Akchurin, J. Damgov, F. De Guio, P.R. Duderø, S. Kunori, K. Lamichhane, S.W. Lee, T. Mengke, S. Muthumuni, T. Peltola, S. Undleeb, I. Volobouev, Z. Wang

Texas Tech University, Lubbock, USA

S. Greene, A. Gurrola, R. Janjam, W. Johns, C. Maguire, A. Melo, H. Ni, K. Padeken, J.D. Ruiz Alvarez, P. Sheldon, S. Tuo, J. Velkovska, M. Verweij, Q. Xu

Vanderbilt University, Nashville, USA

M.W. Arenton, P. Barria, B. Cox, R. Hirosky, M. Joyce, A. Ledovskoy, H. Li, C. Neu, T. Sinthuprasith, Y. Wang, E. Wolfe, F. Xia

University of Virginia, Charlottesville, USA

R. Harr, P.E. Karchin, N. Poudyal, J. Sturdy, P. Thapa, S. Zaleski

Wayne State University, Detroit, USA

M. Brodski, J. Buchanan, C. Caillol, D. Carlsmith, S. Dasu, L. Dodd, B. Gomber, M. Grothe, M. Herndon, A. Hervé, U. Hussain, P. Klabbers, A. Lanaro, K. Long, R. Loveless, T. Ruggles, A. Savin, V. Sharma, N. Smith, W.H. Smith, N. Woods

University of Wisconsin – Madison, Madison, WI, USA

[†] Deceased.

¹ Also at Vienna University of Technology, Vienna, Austria.

² Also at IRFU, CEA, Université Paris-Saclay, Gif-sur-Yvette, France.

³ Also at Universidade Estadual de Campinas, Campinas, Brazil.

⁴ Also at Federal University of Rio Grande do Sul, Porto Alegre, Brazil.

⁵ Also at Université Libre de Bruxelles, Bruxelles, Belgium.

⁶ Also at University of Chinese Academy of Sciences, Beijing, China.

⁷ Also at Institute for Theoretical and Experimental Physics, Moscow, Russia.

⁸ Also at Joint Institute for Nuclear Research, Dubna, Russia.

⁹ Now at Cairo University, Cairo, Egypt.

¹⁰ Also at Fayoum University, El-Fayoum, Egypt.

¹¹ Now at British University in Egypt, Cairo, Egypt.

¹² Also at Department of Physics, King Abdulaziz University, Jeddah, Saudi Arabia.

¹³ Also at Université de Haute Alsace, Mulhouse, France.

¹⁴ Also at Skobeltsyn Institute of Nuclear Physics, Lomonosov Moscow State University, Moscow, Russia.

¹⁵ Also at CERN, European Organization for Nuclear Research, Geneva, Switzerland.

¹⁶ Also at RWTH Aachen University, III. Physikalisches Institut A, Aachen, Germany.

¹⁷ Also at University of Hamburg, Hamburg, Germany.

¹⁸ Also at Brandenburg University of Technology, Cottbus, Germany.

¹⁹ Also at MTA-ELTE Lendület CMS Particle and Nuclear Physics Group, Eötvös Loránd University, Budapest, Hungary.

²⁰ Also at Institute of Nuclear Research ATOMKI, Debrecen, Hungary.

²¹ Also at Institute of Physics, University of Debrecen, Debrecen, Hungary.

²² Also at Indian Institute of Technology Bhubaneswar, Bhubaneswar, India.

²³ Also at Institute of Physics, Bhubaneswar, India.

²⁴ Also at Shoolini University, Solan, India.

²⁵ Also at University of Visva-Bharati, Santiniketan, India.

²⁶ Also at Isfahan University of Technology, Isfahan, Iran.

²⁷ Also at Plasma Physics Research Center, Science and Research Branch, Islamic Azad University, Tehran, Iran.

²⁸ Also at Università degli Studi di Siena, Siena, Italy.

²⁹ Also at Kyung Hee University, Department of Physics, Seoul, Republic of Korea.

³⁰ Also at International Islamic University of Malaysia, Kuala Lumpur, Malaysia.

³¹ Also at Malaysian Nuclear Agency, MOSTI, Kajang, Malaysia.

³² Also at Consejo Nacional de Ciencia y Tecnología, Mexico City, Mexico.

- ³³ Also at Warsaw University of Technology, Institute of Electronic Systems, Warsaw, Poland.
- ³⁴ Also at Institute for Nuclear Research, Moscow, Russia.
- ³⁵ Now at National Research Nuclear University 'Moscow Engineering Physics Institute' (MEPhI), Moscow, Russia.
- ³⁶ Also at St. Petersburg State Polytechnical University, St. Petersburg, Russia.
- ³⁷ Also at University of Florida, Gainesville, USA.
- ³⁸ Also at P.N. Lebedev Physical Institute, Moscow, Russia.
- ³⁹ Also at INFN Sezione di Padova ^a, Università di Padova ^b, Università di Trento (Trento) ^c, Padova, Italy.
- ⁴⁰ Also at Budker Institute of Nuclear Physics, Novosibirsk, Russia.
- ⁴¹ Also at Faculty of Physics, University of Belgrade, Belgrade, Serbia.
- ⁴² Also at INFN Sezione di Pavia ^a, Università di Pavia ^b, Pavia, Italy.
- ⁴³ Also at University of Belgrade, Faculty of Physics and Vinca Institute of Nuclear Sciences, Belgrade, Serbia.
- ⁴⁴ Also at Scuola Normale e Sezione dell'INFN, Pisa, Italy.
- ⁴⁵ Also at National and Kapodistrian University of Athens, Athens, Greece.
- ⁴⁶ Also at Riga Technical University, Riga, Latvia.
- ⁴⁷ Also at Universität Zürich, Zurich, Switzerland.
- ⁴⁸ Also at Stefan Meyer Institute for Subatomic Physics (SMI), Vienna, Austria.
- ⁴⁹ Also at Adiyaman University, Adiyaman, Turkey.
- ⁵⁰ Also at Istanbul Aydin University, Istanbul, Turkey.
- ⁵¹ Also at Mersin University, Mersin, Turkey.
- ⁵² Also at Piri Reis University, Istanbul, Turkey.
- ⁵³ Also at Gaziosmanpasa University, Tokat, Turkey.
- ⁵⁴ Also at Ozyegin University, Istanbul, Turkey.
- ⁵⁵ Also at Izmir Institute of Technology, Izmir, Turkey.
- ⁵⁶ Also at Marmara University, Istanbul, Turkey.
- ⁵⁷ Also at Kafkas University, Kars, Turkey.
- ⁵⁸ Also at Istanbul University, Faculty of Science, Istanbul, Turkey.
- ⁵⁹ Also at Istanbul Bilgi University, Istanbul, Turkey.
- ⁶⁰ Also at Hacettepe University, Ankara, Turkey.
- ⁶¹ Also at Rutherford Appleton Laboratory, Didcot, United Kingdom.
- ⁶² Also at School of Physics and Astronomy, University of Southampton, Southampton, United Kingdom.
- ⁶³ Also at Monash University, Faculty of Science, Clayton, Australia.
- ⁶⁴ Also at Bethel University, St. Paul, USA.
- ⁶⁵ Also at Karamanoğlu Mehmetbey University, Karaman, Turkey.
- ⁶⁶ Also at Utah Valley University, Orem, USA.
- ⁶⁷ Also at Purdue University, West Lafayette, USA.
- ⁶⁸ Also at Beykent University, Istanbul, Turkey.
- ⁶⁹ Also at Bingol University, Bingol, Turkey.
- ⁷⁰ Also at Sinop University, Sinop, Turkey.
- ⁷¹ Also at Mimar Sinan University, Istanbul, Istanbul, Turkey.
- ⁷² Also at Texas A&M University at Qatar, Doha, Qatar.
- ⁷³ Also at Kyungpook National University, Daegu, Republic of Korea.