








Search for low-mass dilepton resonances in Higgs boson decays to four-lepton final states in proton–proton collisions at $s\sqrt{=13\text{TeV}}$

Journal Article

Author(s):

CMS Collaboration; Tumasyan, Armen; Backhaus, Malte; Berger, Pirmin; Calandri, Alessandro; Chernyavskaya, Nadezda ; de Cosa, Annapaola; Dissertori, Günther; Dittmar, Michael; Donegà, Mauro; Dorfer, Christian; Gadek, Tomasz; Gomez Espinosa, Tirso Alejandro ; Grab, Christophorus ; Hits, Dmitry; Lustermann, Werner; Lyon, Anne-Mazarine; Manzoni, Riccardo A.; Meinhard, Maren T.; Micheli, Francesco; Nessi-Tedaldi, Francesca; Pauss, Felicitas; Perovic, Vasilije; Perrin, Gaël; Pigazzini, Simone ; Ratti, Maria G.; Reichmann, Michael ; Reissel, Christina; Reitenspiess, Thomas; Ristic, Branislav ; Sanz Becerra, Diego A.; Schönenberger, Myriam; Stampf, Vinzenz; Steggemann, Jan; Vesterbacka Olsson, Minna L.; Wallny, Rainer ; Zhu, De Hua; et al.

Publication date:

2022-04-04

Permanent link:

<https://doi.org/10.3929/ethz-b-000543564>

Rights / license:

[Creative Commons Attribution 4.0 International](#)

Originally published in:

The European Physical Journal C 82(4), <https://doi.org/10.1140/epjc/s10052-022-10127-0>

Funding acknowledgement:

758316 - Majorana neutrino discovery strategy with CMS (EC)



Search for low-mass dilepton resonances in Higgs boson decays to four-lepton final states in proton–proton collisions at $\sqrt{s} = 13$ TeV

CMS Collaboration*

CERN, 1211 Geneva 23, Switzerland

Received: 1 November 2021 / Accepted: 12 February 2022
© CERN for the benefit of the CMS collaboration 2022

Abstract A search for low-mass dilepton resonances in Higgs boson decays is conducted in the four-lepton final state. The decay is assumed to proceed via a pair of beyond the standard model particles, or one such particle and a Z boson. The search uses proton–proton collision data collected with the CMS detector at the CERN LHC, corresponding to an integrated luminosity of 137 fb^{-1} , at a center-of-mass energy $\sqrt{s} = 13$ TeV. No significant deviation from the standard model expectation is observed. Upper limits at 95% confidence level are set on model-independent Higgs boson decay branching fractions. Additionally, limits on dark photon and axion-like particle production, based on two specific models, are reported.

1 Introduction

Following the discovery of the Higgs boson (H) by the ATLAS and CMS Collaborations [1–3] at the CERN LHC, a thorough program of precise measurements [4–6] has been carried out to uncover possible deviations from the standard model (SM) or to decipher the nature of the Higgs sector. In particular, various exotic decays of the Higgs boson have been considered, in which small deviations in the Higgs boson decay width or discovery of exotic decay modes could constitute evidence of beyond the SM (BSM) physics.

This paper describes a search for exotic decays of the Higgs boson $H \rightarrow ZX$ or $H \rightarrow XX$ in the four-lepton (electrons or muons) final state, using a sample of proton–proton collision data at a center-of-mass energy of 13 TeV recorded by the CMS experiment in 2016–2018. The analyzed data sample corresponds to an integrated luminosity of 137 fb^{-1} . Here X represents a possible BSM particle that could decay into a pair of opposite-sign, same-flavor (OSSF) leptons. In this paper, we consider two specific BSM models. In both models, leptonic decays of X and Z to either two muons or electrons give rise to the 4ℓ (where 4ℓ may denote 4μ , $2e2\mu$, or $4e$) final states. Assuming narrow-width approximation

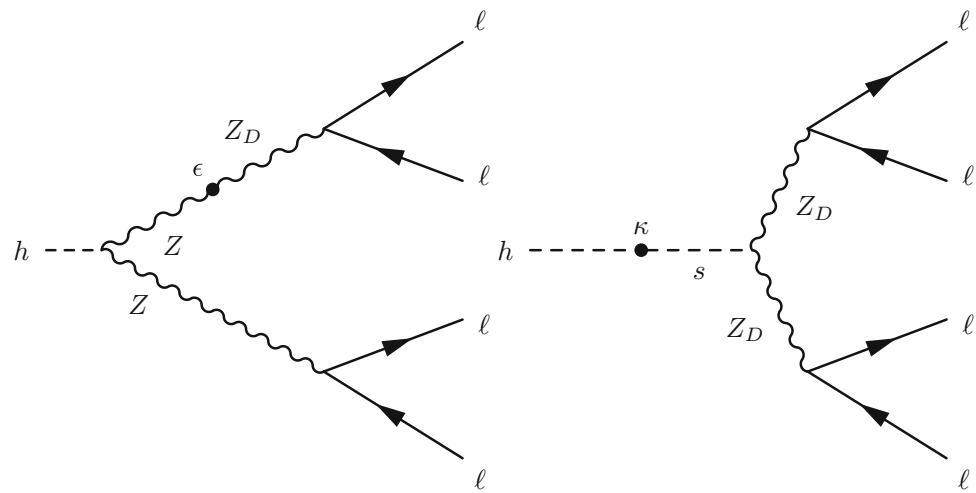
decays of X, only the mass range $m_X < m_H - m_Z \approx 35$ GeV ($m_X < m_H/2 \approx 62.5$ GeV) is kinematically possible for $H \rightarrow ZX$ ($H \rightarrow XX$), where m_H and m_Z are the Higgs boson mass and Z boson mass, respectively. The decay channel $pp \rightarrow H \rightarrow 4\ell$ has a large signal-to-background ratio. This channel allows a complete reconstruction of the kinematics of the Higgs boson based on final-state decay particles. In this analysis, a mass range of $4.0 < m_X < 35.0$ GeV (62.5 GeV) is considered.

The first model considered, hereby referred to as the “hidden Abelian Higgs model” (HAHM), concerns theories with a hidden “dark” sector [7–11], with the X particle identified as the dark photon (Z_D), which mediates a dark $U(1)_D$ gauge symmetry, which is spontaneously broken by a dark Higgs mechanism. Interactions of the dark sector with SM particles can occur through a hypercharge portal via the kinetic-mixing parameter ϵ , or through a Higgs portal via the Higgs-mixing parameter κ , as shown in Fig. 1. Details of this theory and subsequent phenomenological implications can be found in Ref. [7]. Several searches for Z_D were previously performed by collider experiments, for example ATLAS [12, 13] and LHCb [14]. Other experiments, such as beam dump experiments, fixed target experiments, helioscopes, and cold dark matter direct detection experiments, provide complementary sensitivities to Z_D . A summary of the experimental coverage of the HAHM model can be found in Refs. [15, 16].

The second model involves axion-like particles (ALPs), with X being a pseudoscalar gauge singlet a . Axions were originally proposed to address the strong CP problem [17]. Recently, ALPs were proposed to explain the observed anomaly in the magnetic moment of the muon [18]. Theoretical overviews of the ALP models can be found in Refs. [19, 20]. The models are formulated as an effective field theory of ALPs coupled to various SM particles. In particular, the theory allows the coupling between the Higgs boson, Z boson, and the ALP field, or the Higgs boson and the ALP field. These couplings are represented by the Wilson coefficients C_{ZH}/Λ and C_{aH}/Λ^2 , respectively, where Λ is the decoupling energy scale in the effective field theory, or

* e-mail: cms-publication-committee-chair@cern.ch

Fig. 1 Feynman diagrams for Higgs boson decay via the kinetic-mixing (left) or Higgs-mixing mechanism (right) [7]. The symbol h represents the Higgs boson, and s represents the dark Higgs boson. The symbol ϵ represents the kinetic-mixing parameter while κ represents the Higgs-mixing parameter



the mass scale of new physics. The former (latter) coefficient gives rise to the exotic decay of $H \rightarrow Za$ (aa). Various experimental searches for $H \rightarrow aa$ have been performed [21–26]. Recently a direct search for $H \rightarrow Za$ has been performed targeting a signature with a light and hadronically decaying resonance a with $m_a < 4$ GeV [27]. The present search provides complementary coverage of the phase space of the ALP model with mass greater than 4 GeV.

This paper is organized as follows. Section 2 describes the CMS detector and event reconstruction algorithms. Section 3 outlines the collision data used and various software packages used to generate the samples of simulated events. Section 4 summarizes the selection criteria and the categorization of signal events, and Sect. 5 describes the reducible background estimation method. Section 6 describes the various sources of systematic uncertainties in the search. Finally, results and interpretations are detailed in Sect. 7, and a summary is given in Sect. 8. Tabulated results are provided in HEPData [28].

2 The CMS detector and event reconstruction

The central feature of the CMS apparatus is a superconducting solenoid of 6 m internal diameter, providing a magnetic field of 3.8 T. Within the solenoid volume are a silicon pixel and strip tracker, a lead tungstate crystal electromagnetic calorimeter (ECAL), and a brass and scintillator hadron calorimeter (HCAL), each composed of a barrel and two endcap sections. Forward calorimeters extend the pseudorapidity (η) coverage provided by the barrel and endcap detectors. Muons are detected in gas-ionization chambers embedded in the steel flux-return yoke outside the solenoid. A more detailed description of the CMS detector, together with a definition of the coordinate system used and the relevant kinematic variables, can be found in Ref. [29].

Events of interest are selected using a two-tiered trigger system [30]. The first level, composed of custom hardware processors, uses information from the calorimeters and muon detectors to select events at a rate of around 100 kHz within a fixed time interval of about 4 μ s. The second level, known as the high-level trigger, consists of a farm of processors running a version of the full event reconstruction software optimized for fast processing, and reduces the event rate to around 1 kHz before data storage.

The candidate vertex with the largest value of summed physics-object p_T^2 (where p_T is the transverse momentum) is taken to be the primary pp interaction vertex. The physics objects are the jets, clustered using the jet finding algorithm [31, 32] with the tracks assigned to candidate vertices as inputs, and the associated missing transverse momentum, taken as the negative vector sum of the p_T of those jets.

The particle-flow (PF) algorithm [33] aims to reconstruct and identify each individual particle in an event (PF candidate), with an optimized combination of information from the various elements of the CMS detector. The energy of photons is obtained from the ECAL measurement. The energy of electrons is determined from a combination of the electron momentum at the primary interaction vertex as determined by the tracker, the energy of the corresponding ECAL cluster, and the energy sum of all bremsstrahlung photons spatially compatible with originating from the electron track. The energy of muons is obtained from the curvature of the corresponding track. The energy of charged hadrons is determined from a combination of their momentum measured in the tracker and the matching ECAL and HCAL energy deposits, corrected for the response function of the calorimeters to hadronic showers. Finally, the energy of neutral hadrons is obtained from the corresponding corrected ECAL and HCAL energies.

The missing transverse momentum vector \vec{p}_T^{miss} is computed as the negative vector sum of the transverse momenta

of all the PF candidates in an event, and its magnitude is denoted as p_T^{miss} [34]. The \vec{p}_T^{miss} is modified to account for corrections to the energy scale of the reconstructed jets in the event.

Muons in the four lepton final state are measured in the range $|\eta| < 2.4$, with detection planes made using three technologies: drift tubes, cathode strip chambers, and resistive plate chambers. The single-muon trigger efficiency exceeds 90% over the full η range, and the efficiency to reconstruct and identify muons is greater than 96%. Matching muons to tracks measured in the silicon tracker results in a relative p_T resolution, for muons with p_T up to 100 GeV, of 1% in the barrel and 3% in the endcaps [35].

Electrons in the four lepton final state with $p_T > 7$ GeV and $|\eta| < 2.5$ are identified by a multivariate discriminant, which is constructed by observables related to the bremsstrahlung along the electron trajectory, ECAL energy measurements, electromagnetic showers, missing pixel detector hits, and the photon conversion vertex fit probability [36]. The electron momentum is estimated by combining the energy measurement in the ECAL with the momentum measurement in the tracker. The momentum resolution for electrons with $p_T \approx 45$ GeV from $Z \rightarrow ee$ decays ranges from 1.7 to 4.5%. It is generally better in the barrel region than in the endcaps, and also depends on the bremsstrahlung energy emitted by the electron as it traverses the material in front of the ECAL. The dielectron mass resolution for $Z \rightarrow ee$ decays when both electrons are in the ECAL barrel (endcap) is 1.9% (2.9%).

This analysis focuses on promptly produced signal processes. To reduce the contributions from leptons arising from hadron decays within jets, a requirement is imposed on each lepton candidate using a variable defined as:

$$I^\ell = \frac{\sum p_T^{\text{charged}} + \max\left[0, \sum p_T^{\text{neutral}} + \sum p_T^\gamma - p_T^{\text{PU}}\right]}{p_T^\ell} \quad (1)$$

where the sums are over the PF candidates within a cone of radius $R = \sqrt{\Delta\eta^2 + \Delta\phi^2} < 0.3$ (where ϕ is the azimuthal angle in radians), p_T^i represents transverse momenta from each particle i , where i represents either charged hadrons, neutral hadrons, photons, or particles originating from overlapping proton–proton interactions (pileup) [37]. For muons, the isolation is required to be $I^\mu < 0.35$. For electrons, this variable is included in the multivariate discriminant for datasets in 2017 and 2018, while for the dataset in 2016, an isolation requirement $I^e < 0.35$ is imposed on each electron candidate. In addition, the three-dimensional impact parameter of electrons and muons is required to be consistent with the primary collision vertex. The requirement implies a negligible acceptance to signal models with long-lived X.

An algorithm is utilized to correct for effects arising from final-state radiation (FSR) from leptons. PF-reconstructed photons are considered as FSR candidates if they satisfy the requirement $p_T^\gamma > 2$ GeV and $I^\gamma < 1.8$, where I^γ is calculated similarly to the lepton isolation variable. Then each FSR candidate is assigned to the closest lepton in the event. The candidates are further required to have $\Delta R(\gamma, \ell)/(p_T^\gamma)^2 < 0.012$ GeV⁻² and $\Delta R(\gamma, \ell) < 0.5$. These candidates are excluded from the calculation of the lepton isolation variables.

Lepton reconstruction and selection efficiencies are measured in data by a “tag-and-probe” technique with an inclusive sample of Z boson events [38]. The difference between the efficiencies in data and simulation are observed to be around 1–4%, depending on p_T and η of the lepton considered. The differences are used to correct lepton efficiencies in simulation.

3 Data and simulated samples

Leading order (LO) signal samples for the physics processes $pp \rightarrow H \rightarrow ZZ_D(Z_D Z_D) \rightarrow 4\ell$, where $\ell = (e, \mu)$, are generated using the MADGRAPH5_aMC@NLO 2.2.2 (2.4.2) [39–41] generator for 2016 (2017 and 2018), with HAHM [7] at leading order. Cross sections for each Z_D signal are calculated by multiplying the next-to-next-to-next-to-leading order (NNNLO) Higgs production cross section [42] by the branching fraction of $H \rightarrow ZZ_D$ and $H \rightarrow Z_D Z_D$, respectively [7]. Final states with τ leptons are neglected as their contribution to the signal region yield is below 1%. Signal contributions from vector-boson fusion and associated production with a top quark pair or a vector boson are also omitted.

The SM Higgs boson simulation samples, which include gluon fusion, vector boson fusion, and associated production with a top quark pair or a vector boson, and the simulated ZZ background from quark-antiquark annihilation are generated at next-to-leading order (NLO) in perturbative quantum chromodynamics with POWHEG v2 [43–46]. The cross section for the dominant production mode, gluon fusion, is taken at NNNLO [42].

Decays of the Higgs boson to four leptons are simulated with JHUGEN 7.0.2 [47,48]. The non-resonant process of $gg \rightarrow ZZ$ process is simulated at LO with MCFM 7.0.1 [49]. NLO correction factors [50] are applied to the $gg \rightarrow ZZ$ process.

Minor backgrounds from $t\bar{t}Z$ and triboson production processes are also simulated at LO and NLO, respectively, with the MADGRAPH5_aMC@NLO 2.2.2 (2.4.2) [39–41] generator for 2016 (2017 and 2018).

The set of parton distribution functions (PDFs) used was NNPDF3.0 [51] (NNPDF3.1 [52]) for the 2016 (2017 and

2018) simulation. Parton showering and hadronization are simulated using the PYTHIA 8.230 generator [53] with the CUETP8M1 (CP5) underlying event tune for the 2016 (2017 and 2018) simulation [54,55]. The response of the CMS detector is modeled using the GEANT4 program [56,57]. Simulated events are reweighted according to a specified instantaneous luminosity and an average number of pileup events.

4 Event selection

In the trigger system, events are required to have more than two leptons. The overall trigger efficiency is measured in data using a sample of 4ℓ events from single-lepton triggers and agreements are observed with simulation within 5%, and is found to be larger than 99%.

A set of requirements is applied to maximize the sensitivity of the search for a potential signal in the ZX and XX event topologies. In both cases, at least four well-identified and isolated leptons from the primary vertex are required, possibly accompanied by an FSR photon. Each muon (electron) is required to have $p_T > 5$ GeV (7 GeV). All four leptons must be separated from each other by $\Delta R(\ell_i, \ell_j) > 0.02$. The leading (subleading) lepton p_T is required to satisfy $p_T > 20$ GeV (10 GeV). The four-lepton invariant mass $m_{4\ell}$ is required to be within $118 < m_{4\ell} < 130$ GeV. To further suppress background contributions from hadron decays in jet fragmentation or from the decay of low-mass resonances, all opposite-charge lepton pairs, regardless of lepton flavor, are required to satisfy $m_{\ell^+\ell^-} > 4$ GeV.

For each event in the ZX and XX searches, dilepton pair candidates are formed by considering all OSSF leptons. The dilepton invariant mass $m_{\ell^+\ell^-}$ for each candidate is required to be within $4 < m_{\ell^+\ell^-} < 120$ GeV, however the mass window around the Υ $b\bar{b}$ bound states ($8.0 < m_\Upsilon < 11.5$ GeV) is also excluded.

Two dilepton candidates are then paired to form a ZX or XX event candidate. For the ZX search, Z_1 is the OSSF dilepton pair with an invariant mass closest to the Z boson mass [58] (representing Z in ZX), and Z_2 is the other pair (X). For the XX search, Z_1 is the OSSF dilepton pair with the larger invariant mass, and Z_2 is the lower-mass pair. For the ZX search, m_{Z_1} is required to be larger than 40 GeV. For the XX search, m_{Z_1} and m_{Z_2} must lie between 4 and 62.5 GeV. For events with more than four selected leptons, the combination of four leptons with m_{Z_1} closest to the Z boson is used for the ZX candidate, while the combination with the least value of $(m_{Z_1} - m_{Z_2})/(m_{Z_1} + m_{Z_2})$ is used to select XX candidates with similar invariant masses.

Four final-state lepton categories can be defined as 4μ , $2\mu 2e$, $4e$, $2e 2\mu$, where the order of lepton flavors corresponds to Z_1 and Z_2 flavors. For the 4μ and $4e$ final states, one alternative pairing of the four leptons is possible, labelled by

Z_a and Z_b . For the ZX search, events with $m_{Z_b} < 12$ GeV and m_{Z_a} closer to the Z boson mass than Z_1 are discarded to suppress background contributions from on-shell Z and low-mass dilepton resonances. For the XX search, the XX candidate with the smallest value of $(m_{Z_1} - m_{Z_2})/(m_{Z_1} + m_{Z_2})$ is chosen.

5 Background estimation

5.1 Irreducible background estimation

Irreducible backgrounds for this search come from processes including a SM Higgs boson, as well as nonresonant production of ZZ via quark-antiquark annihilation or gluon fusion, and rare backgrounds such as $t\bar{t} + Z$ and triboson production. These backgrounds are estimated from simulation. Details of the simulation used for each of the backgrounds are described in Sect. 3.

5.2 Reducible background estimation

The reducible backgrounds in the 4ℓ final state can arise from the leptonic decays of heavy-flavor hadrons, in-flight decays of light mesons within jets, charged hadrons misidentified as electrons when in proximity of a π^0 , and photon conversions. These backgrounds primarily arise from the Z + jets process. Additional physics processes with kinematics similar to the signal include $t\bar{t}$, $Z\gamma$, and WZ.

Two dedicated control regions are used to estimate the contribution from these backgrounds. The first (second) control region consists of events with two (three) leptons passing the lepton identification and isolation requirements and two (one) leptons failing the requirements, and is denoted as the 2P2F (3P1F) region. Backgrounds with only two prompt leptons, such as Z + jets and $t\bar{t}$, are estimated by the 2P2F region, while backgrounds with three prompt leptons, such as WZ and $Z\gamma$ with the photon converting to an electron pair, are estimated by the 3P1F region. Other than the lepton requirements, the 3P1F and 2P2F regions follow the same event selection and alternative pairing algorithms as in the signal region to closely mimic its kinematics.

The lepton misidentification rates f_μ and f_e are measured as a function of lepton p_T and η with a sample which includes a Z candidate, formed by a pair of leptons passing the selection requirement of the analysis, and an additional lepton passing a relaxed requirement. These rates are measured separately in the data samples from 2016, 2017, and 2018. In addition, the mass of the Z candidate is required to satisfy the condition $|m_{Z_1} - m_Z| < 7$ GeV to reduce contributions from WZ and $t\bar{t}$ processes, and p_T^{miss} is required to be less than 25 GeV.

To estimate the background contribution in the signal region, events in the 3P1F and 2P2F control regions are reweighted by lepton misidentification probabilities. Each event i in the 3P1F region is weighted by a factor $f_4^i/(1-f_4^i)$, where f_4^i corresponds to the lepton misidentification rate of the failed lepton in the event. Physics processes in the 2P2F control region can contribute to the 3P1F region and are estimated by reweighting 2P2F events with $f_3^i/(1-f_3^i) + f_4^i/(1-f_4^i)$, where f_3^i and f_4^i correspond to the lepton misidentification rates of the two failed leptons in the event. A minor contribution from ZZ events to the 3P1F control region is estimated from simulation and subtracted. The expected yield for the signal region can then be estimated as:

$$N_{\text{SR}}^{\text{reducible}} = \left(1 - \frac{N_{3\text{P1F}}^{\text{ZZ}}}{N_{3\text{P1F}}} \right) \times \sum_i^{N_{3\text{P1F}}} \frac{f_4^i}{1-f_4^i} - \sum_i^{N_{2\text{P2F}}} \frac{f_3^i}{1-f_3^i} \frac{f_4^i}{1-f_4^i} \quad (2)$$

where each sum is over all 3P1F and 2P2F events, respectively.

Furthermore, dedicated validation regions, which include adjacent $m_{4\ell}$ regions to the signal region ($70 < m_{4\ell} < 118$ GeV, $130 < m_{4\ell} < 200$ GeV), are defined to inspect the level of agreement between data and predictions.

6 Systematic uncertainties

Experimental sources of the systematic uncertainties applicable to all final states include the integrated luminosity uncertainty and the lepton identification and reconstruction efficiency uncertainty. The integrated luminosities of the 2016, 2017, and 2018 data-taking periods are individually known with uncertainties in the 1.2–2.5% range [59–61], while the total Run 2 (2016–2018) integrated luminosity has an uncertainty of 1.6% [62], the improvement in precision reflecting the (uncorrelated) time evolution of some systematic effects. Lepton efficiency uncertainties are estimated in bins of lepton p_{T} and η using the tag-and-probe method, as described in Sect. 2. These uncertainties on each lepton candidate lead to variations from 2.5 to 16.1% on event yields, dependent on final-state lepton categories. In addition, the systematic uncertainties in the lepton energy scale are determined by fitting the $Z \rightarrow \ell\ell$ mass distribution in bins of lepton p_{T} and η with a Breit–Wigner parameterization convolved with a double-sided Crystal Ball function [63]. Systematic uncertainties in the estimation of the reducible background are derived from the level of agreement between data and predictions in the validation regions in each lepton category (23–48% depending on data taking period), arising from different background compositions between signal and control regions

(30–38% depending on lepton category), and from misidentification rate uncertainties (35–100% depending on lepton category).

Theoretical uncertainties that affect both the signal and background estimation include uncertainties in the renormalization and factorization scales and the choice of the PDF set. The uncertainty from the renormalization and factorization scales is determined by varying these scales between 0.5 and 2 times their nominal value while keeping their ratio between 0.5 and 2. The uncertainty from the PDF set is determined by taking the root-mean-square of the variation when using different replicas of the default NNPDF set [64]. An additional uncertainty of 10% in the K factor used for the $gg \rightarrow 4\ell$ prediction is included [37]. To estimate the effect of the interference between the signal and background processes, three types of samples are generated using the MADGRAPH5_aMC@NLO 2.4.2 [39–41] generator: inclusive sample ($H \rightarrow ZZ^* \rightarrow 4\ell$, $H \rightarrow ZX/XX \rightarrow 4\ell$), signal-only sample $H \rightarrow ZX/XX \rightarrow 4\ell$ and background-only sample $H \rightarrow ZZ^* \rightarrow 4\ell$. The inclusive sample contains background, signal, and interference contributions. The effect of the interference on the normalization of the signal is estimated by taking the difference of the inclusive sample cross section and the sum of the cross sections of the signal and background samples. This difference is at 1–2% after the final event selection. Theoretical values of branching fractions $\mathcal{B}(Z_{\text{D}} \rightarrow ee \text{ or } \mu\mu)$ are calculated in Ref. [7]. The calculations are based on experimental measurements of the ratio of the hadronic cross section to the muon cross section in electron-positron collisions $R_{\mu\mu}/R_{\text{had}}$ up to $m_{Z_{\text{D}}} = 12$ GeV and a next-to-leading order theoretical calculation for $m_{Z_{\text{D}}} > 12$ GeV. To account for uncertainties in these theoretical estimates, a conservative 20% (10%) uncertainty is assigned to them for $m_{Z_{\text{D}}} < 12$ GeV ($m_{Z_{\text{D}}} > 12$ GeV) [7]. Differences in the kinematic properties between the HAHM and ALP model have been inspected. For the determination of model-independent exclusion limits, differences in acceptances are included as systematic uncertainties, ranging from 10% ($m_{\text{X}} \sim 4$ GeV) to 30% ($m_{\text{X}} \sim 35$ GeV for ZX, $m_{\text{X}} \sim 60$ GeV for XX), while they are used to correct signal yields for the determination of ALP exclusion limits.

In the combination of the three data taking periods, the theoretical uncertainties and experimental ones related to leptons are correlated across all data taking periods, while all others from experimental sources are taken as uncorrelated. The sensitivity of this analysis is dominated by data statistical uncertainty rather than systematic uncertainties.

7 Results and interpretation

Dilepton mass distributions for the ZX and XX selections are shown in Figs. 2 and 3, respectively. The dilepton mass

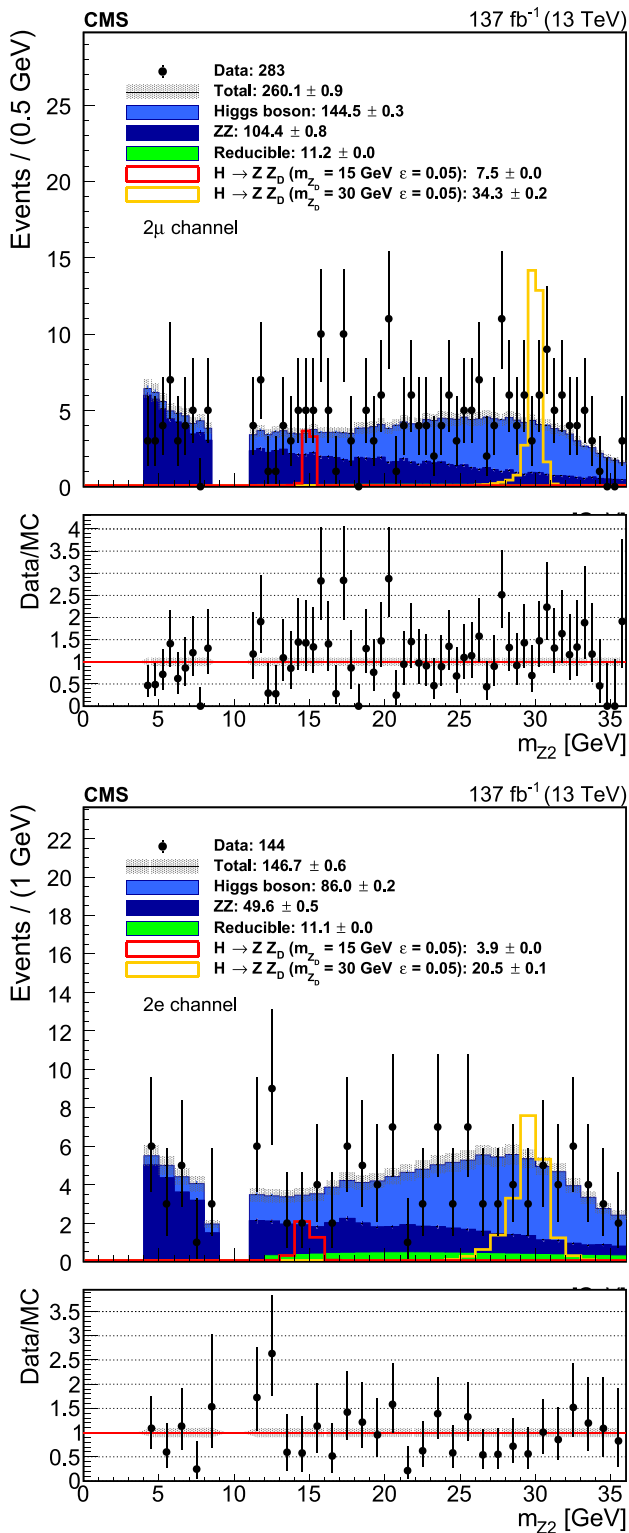


Fig. 2 Event yields against m_{Z_2} with the ZX selection for the muon and electron channels. Numbers in the legend show the total event yields with the ZX selection corresponding to data, and the expected yields for each background and signal processes, along with the corresponding statistical uncertainty coming from the amount of simulated data

variable for the XX selection shown in Fig. 3 is $m_{Z_{12}} = (m_{Z_1} + m_{Z_2})/2$, which should peak at m_X in case of a signal $H \rightarrow XX$. In all cases, the observed distributions agree well with standard model expectations within the assigned uncertainties.

These results are further interpreted as upper limits on model-independent branching fractions and model parameters for the dark photon and ALP models. For interpretations of the results of the ZX selection, 351 mass hypotheses are considered. Each mass hypothesis m_i is defined with an incremental step of 0.5%, as $m_i = 4.20 \times 1.005^i$, where $i = 0, 1, 2, \dots, 424$, excluding the mass points around the $\Upsilon b\bar{b}$ bound states between $8.0 < m_\Upsilon < 11.5$ GeV ($i = 130, 131, \dots, 201$). The incremental step is chosen so as not to miss any potential signal contribution due to detector resolution in m_{Z_2} . For each mass hypothesis, the counting experiments are performed on the m_{Z_2} distribution, with the bin centered at each mass hypothesis. Because of the finite mass resolution of m_{Z_2} , the choice of the bin width needs to be defined such that most of the signal contribution is included in the bin. The bin width is defined as $0.04 (0.10) \times m_i$ for the 4μ and $2e2\mu$ ($4e$ and $2\mu 2e$) categories. This width is chosen as two times the m_{Z_2} resolution and includes $\approx 95\%$ of signal events. The normalization of the Higgs background is allowed to float freely in the likelihood fit. For each mass hypothesis, events outside the mass window are included as a sideband to constrain the normalization parameter. No significant deviation with respect to the SM prediction is observed.

For interpretations of the results of the XX selection, 462 mass hypotheses are considered instead. In contrast to the ZX interpretations, the counting experiments are performed by constructing a rectangular region, centered at each mass hypothesis, in the (m_{Z_1}, m_{Z_2}) plane. The rectangular regions are effectively triangular as m_{Z_1} is defined as the larger invariant mass. The bin widths are defined in a similar manner as $0.04m_i (0.10m_i)$ for m_{Z_1} or m_{Z_2} formed by muon (electron) pairs.

The likelihood model for each mass hypothesis is formulated as

$$\mathcal{L}_m = \mathcal{L}_{m,SR} \mathcal{L}_{m,SB} \tag{3}$$

$$\mathcal{L}_{m,SR} = \prod_{\ell} \text{Pois}(n_{m,\ell} | \mu_{\text{Higgs}} n_{\text{Higgs},m,\ell} + \sum_b n_{b,m,\ell} \rho_{b,m,\ell} + \mu n_{s,m,\ell} \rho_{s,m,\ell}), \tag{4}$$

$$\mathcal{L}_{m,SB} = \prod_{\ell} \text{Pois}(n_{\ell} | \mu_{\text{Higgs}} n_{\text{Higgs},\ell} + \sum_b n_{b,\ell} \rho_{b,\ell}) \tag{5}$$

where the function $\text{Pois}(n|x)$ is the Poisson probability to observe n events, when the expectation is x . The symbol m represents a particular mass hypothesis. The likelihood term $\mathcal{L}_{m,SR}$ ($\mathcal{L}_{m,SB}$) corresponds to the event yields within (outside) the mass window. The symbol μ is the signal strength

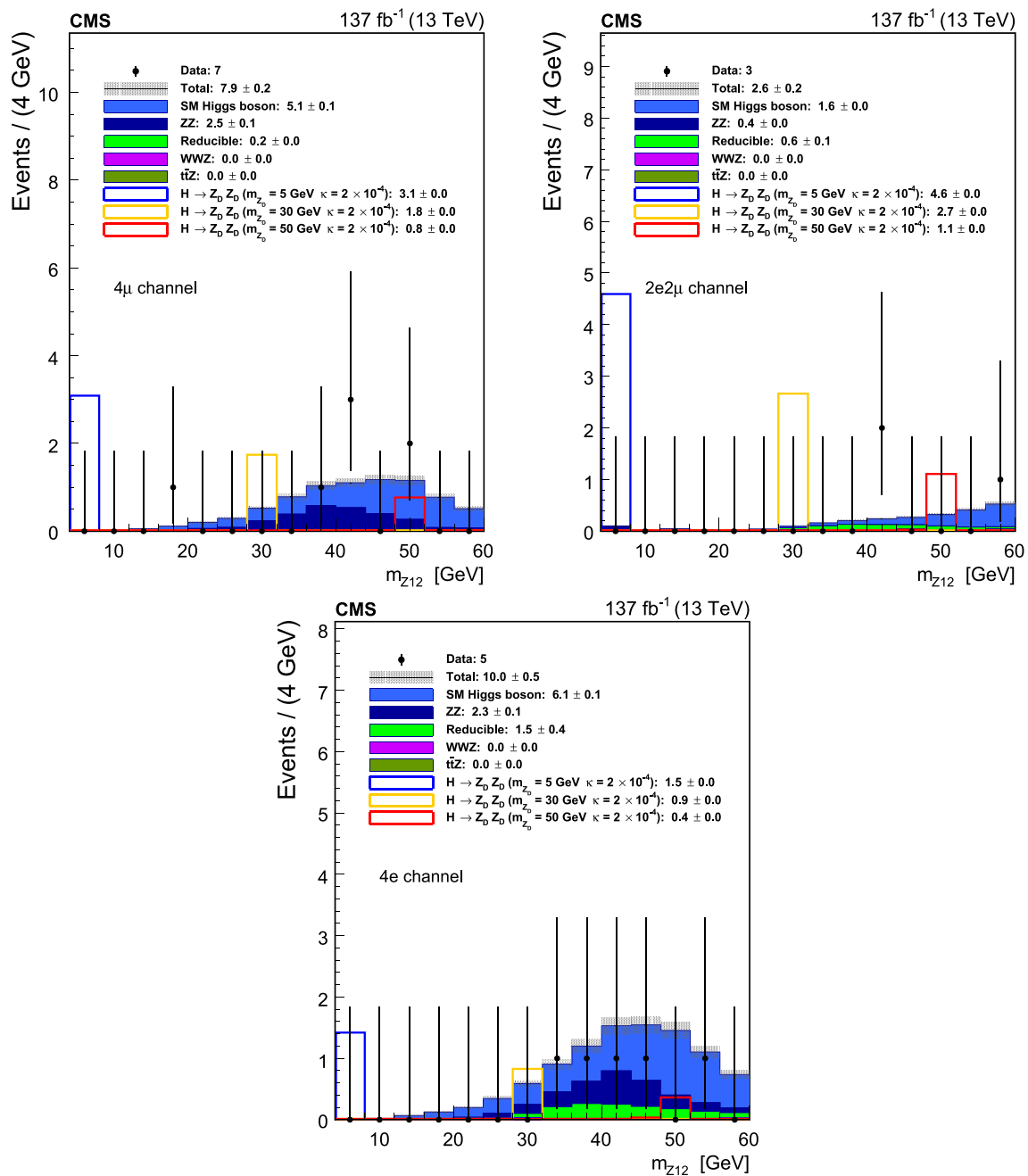


Fig. 3 Event yields against $m_{Z_{12}} = (m_{Z_1} + m_{Z_2})/2$ with the XX selection for the 4μ , $2e2\mu$, and $4e$ final states. Numbers in the legend show the total event yields with the XX selection corresponding to data, and

the expected yields for each background and signal processes, along with the corresponding statistical uncertainty coming from the amount of simulated data

parameter, μ_{Higgs} represents the free floating normalizing parameter on the SM Higgs boson process, ℓ represents each lepton category, b represents each background process, s represents a particular signal process and $n_{i,m,\ell}$ represents the yield in a mass window associated with the mass hypothesis m , from a source i and the lepton category ℓ . In Eq. (5), the symbols $n_{\text{Higgs},\ell}$ and $n_{b,\ell}$ represent the yields of the SM

Higgs boson and other backgrounds b outside the mass window for the lepton category ℓ . Systematic uncertainties are included and profiled as nuisance parameters ρ [65].

For each interpretation, 95% exclusion limits are obtained with an asymptotic formulation of the modified frequentist CL_s criterion as described in Refs. [65–68] with the ZX selection and full CL_s approach for the XX selection.

7.1 Model-independent limits

Upper limits at 95% confidence level (CL) are derived on model-independent branching fractions with the ZX and XX selections assuming three decay channels: a flavor symmetric decay of X to a muon or an electron pair, exclusive X decays to a muon pair, and exclusive X decays to an electron pair. Acceptance effects arising from different signal models are included as systematic uncertainties in the signal yields after event selection. Little model dependence is expected as the event selection is defined without using angular information between the leptons. Figures 4 and 5 show the exclusion limits on the model-independent branching fractions with the ZX and XX selections, respectively. The weaker observed limit in the XX selection at $m_X \approx 18$ GeV is due to one observed data event and does not represent a significant statistical deviation from the background hypothesis. Kinematic differences between the dark photon and ALP models are included as systematic uncertainties, as detailed in Sect. 6.

7.2 Limits on dark photon model parameters

Upper limits at 95% CL are obtained on the Higgs-mixing parameter κ and $\mathcal{B}(H \rightarrow Z_D Z_D)$ with the XX selection, as shown in Fig. 6, assuming $\kappa \gg \varepsilon$. The LHC provides unique sensitivity to the parameter κ due to the presence of the Higgs boson. In addition, this analysis provides some sensitivity to ε , but the upper limits are almost an order of magnitude weaker than those from the Drell–Yan search and from the LHCb Collaboration [14], and hence are not reported in this paper.

7.3 Limits on the ALP model

Upper limits at 95% CL are calculated on the Wilson coefficients C_{ZH}/Λ and C_{aH}/Λ^2 , as shown in Fig. 7, where C_{ZH} is the effective coupling parameter of the Higgs boson, Z boson, and the ALP, C_{aH} is the effective coupling parameter of the Higgs boson and the ALP, and Λ is the new physics scale. In both interpretations, the ALP is assumed to decay promptly with $\mathcal{B}(a \rightarrow ee \text{ or } \mu\mu) = 1$, with equal fractions to muons and electrons. The last six mass hypotheses are omitted in the calculation of upper limits on C_{ZH}/Λ to match the m_a range adopted in Ref. [20]. Kinematic differences between the dark photon and ALP models are included as corrections on signal region yields, as detailed in Sect. 6.

8 Summary

A search for dilepton resonances in Higgs boson decays to four-lepton final states has been presented. The search considers the two intermediate decay topologies $H \rightarrow ZX$

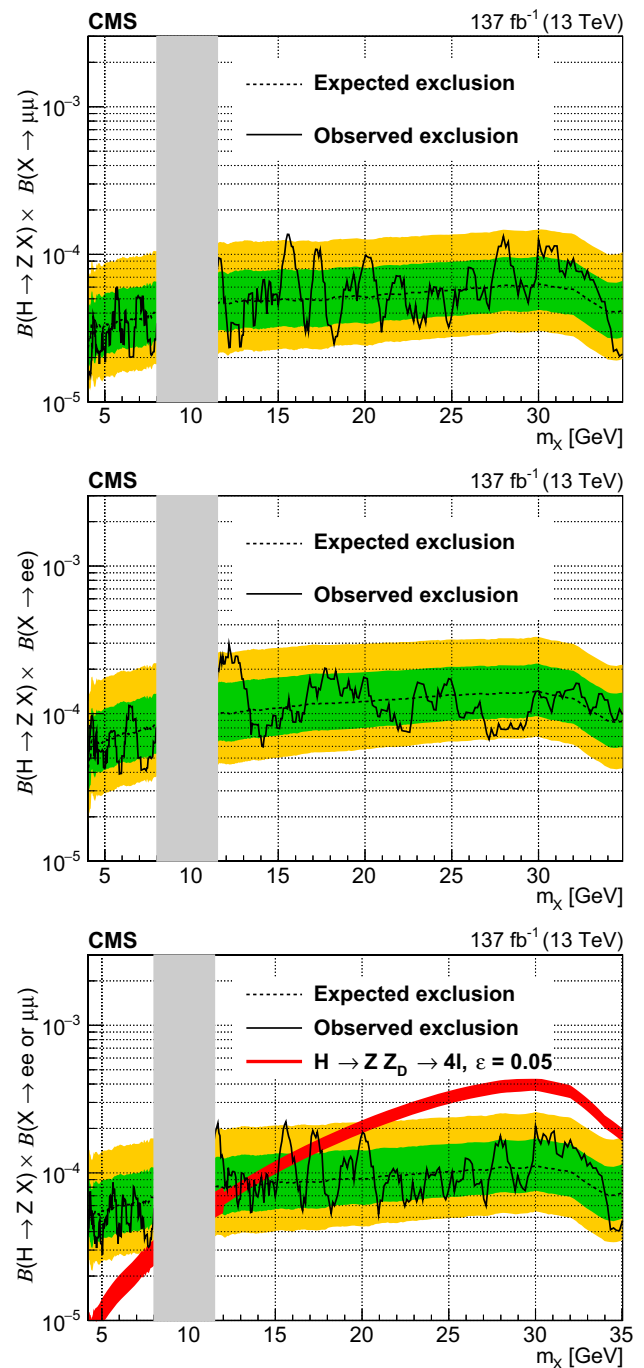


Fig. 4 Expected and observed 95% CL limits on $\mathcal{B}(H \rightarrow ZX)\mathcal{B}(X \rightarrow \mu\mu)$ assuming X decays to dimuons only, $\mathcal{B}(H \rightarrow ZX)\mathcal{B}(X \rightarrow ee)$ assuming X decays to dielectrons only, and $\mathcal{B}(H \rightarrow ZX)\mathcal{B}(X \rightarrow ee \text{ or } \mu\mu)$ assuming a flavor symmetric decay of X to dimuons and dielectrons. The dashed black curve is the expected upper limit, with one and two standard-deviation bands shown in green and yellow, respectively. The solid black curve is the observed upper limit. The red curve represents the theoretical cross section for the signal process $H \rightarrow ZX \rightarrow 4\ell$. The discontinuity at 12 GeV in the uncertainty is due to the switch from experimental to theoretical uncertainty estimates of $\mathcal{B}(Z_D \rightarrow ee \text{ or } \mu\mu)$, as described in Ref. [7]. The symbol ε is the kinetic-mixing parameter. The grey band corresponds to the excluded region around the $b\bar{b}$ bound states of T

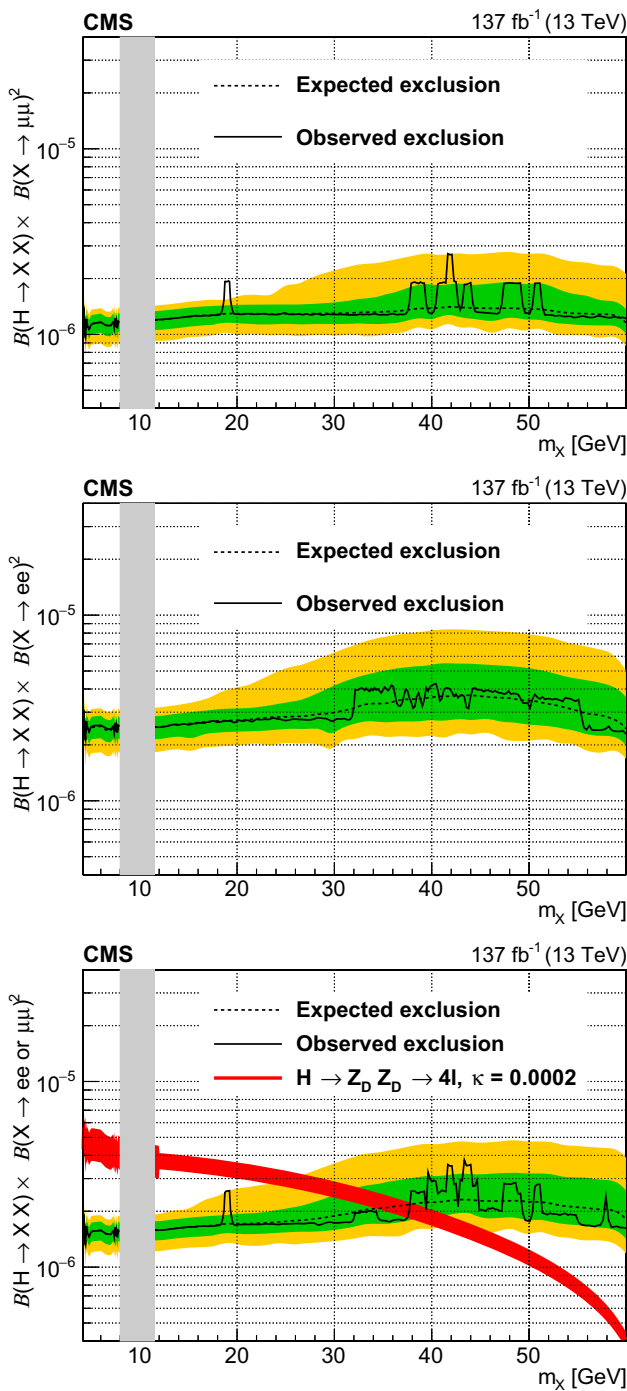


Fig. 5 Expected and observed 95% CL limits on $B(H \rightarrow XX)B(X \rightarrow \mu\mu)^2$ assuming X decays to dimuons only, $B(H \rightarrow XX)B(X \rightarrow ee)^2$ assuming X decays to dielectrons only, and $B(H \rightarrow XX)B(X \rightarrow ee \text{ or } \mu\mu)^2$ assuming a flavor symmetric decay of X to dimuons and dielectrons. The dashed black curve is the expected upper limit, with one and two standard-deviation bands shown in green and yellow, respectively. The solid black curve is the observed upper limit. The red curve represents the theoretical cross section for the signal process $H \rightarrow XX \rightarrow 4\ell$. The discontinuity at 12 GeV in uncertainty is due to the switch from experimental to theoretical uncertainty estimates of $B(Z_D \rightarrow ee \text{ or } \mu\mu)$, as described in Ref. [7]. The symbol κ is the Higgs-mixing parameter. The grey band corresponds to the excluded region around the $b\bar{b}$ bound states of Υ

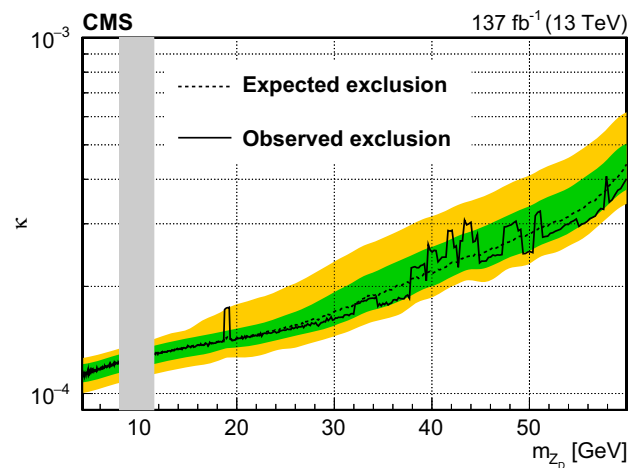


Fig. 6 95% CL limits on the Higgs-mixing parameter κ , based on the XX selection, as function of m_{Z_D} . The dashed black curve is the expected upper limit, with one and two standard-deviation bands shown in green and yellow, respectively. The solid black curve is the observed upper limit. The grey band corresponds to the excluded region around the $b\bar{b}$ bound states of Υ

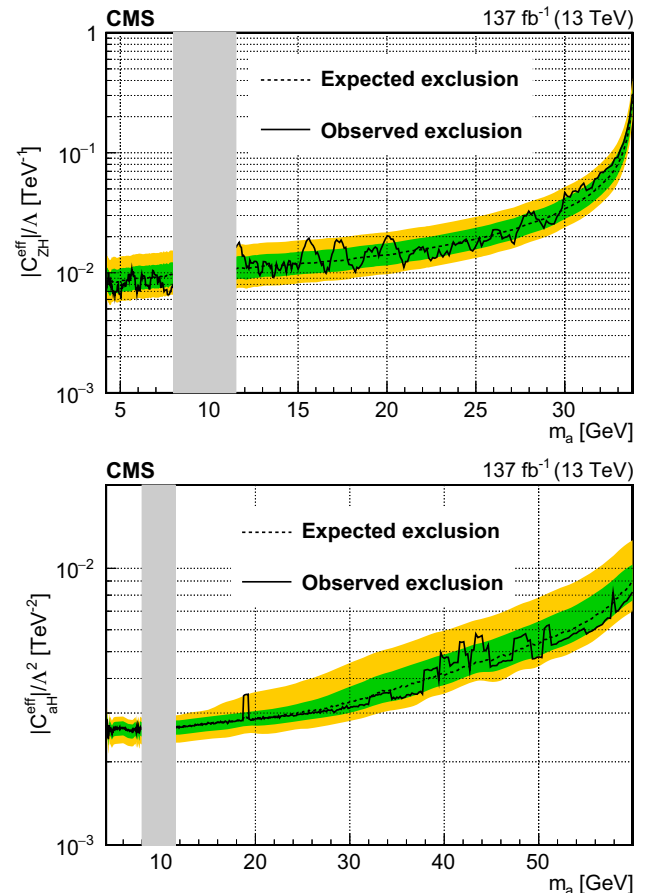


Fig. 7 95% CL limit on C_{ZH}/Λ and C_{aH}/Λ^2 as function of m_a . Black curves are the expected upper limits, with one and two standard-deviation bands shown in green and yellow, respectively. The solid black curves represent the observed upper limits. The grey band corresponds to the excluded region around the $b\bar{b}$ bound states of Υ

and $H \rightarrow XX$. No significant deviations from the standard model expectations are observed. The search imposes experimental constraints on products of model-independent branching fractions of $\mathcal{B}(H \rightarrow ZX)$, $\mathcal{B}(H \rightarrow XX)$ and $\mathcal{B}(X \rightarrow ee \text{ or } \mu\mu)$, assuming flavor-symmetric decays of X to dimuons and dielectrons, exclusive decays of X to dimuons, and exclusive decays of X to dielectrons, for $m_X > 4 \text{ GeV}$. In addition, two well-motivated theoretical frameworks beyond the standard model are considered. Due to the presence of the Higgs boson production in LHC proton–proton collisions, the search provides unique constraints on the Higgs-mixing parameter $\kappa < 4 \times 10^{-4}$ at 95% confidence level (CL) in a dark photon model with the XX selection, in Higgs-mixing-dominated scenarios, while searches for Z_D in Drell–Yan processes [14,69] provide better exclusion limits on ε in kinetic-mixing-dominated scenarios. For the axion-like particle model, upper limits at 95% CL are placed on two relevant Wilson coefficients C_{ZH}/Λ and C_{aH}/Λ^2 . This is the first direct limit on decays of the observed Higgs boson to axion-like particles decaying to leptons.

Acknowledgements We congratulate our colleagues in the CERN accelerator departments for the excellent performance of the LHC and thank the technical and administrative staffs at CERN and at other CMS institutes for their contributions to the success of the CMS effort. In addition, we gratefully acknowledge the computing centres and personnel of the Worldwide LHC Computing Grid and other centres for delivering so effectively the computing infrastructure essential to our analyses. Finally, we acknowledge the enduring support for the construction and operation of the LHC, the CMS detector, and the supporting computing infrastructure provided by the following funding agencies: BMBWF and FWF (Austria); FNRS and FWO (Belgium); CNPq, CAPES, FAPERJ, FAPERGS, and FAPESP (Brazil); MES and BNSF (Bulgaria); CERN; CAS, MoST, and NSFC (China); Minciencias (Colombia); MSES and CSF (Croatia); RIF (Cyprus); SENESCYT (Ecuador); MoER, ERC PUT and ERDF (Estonia); Academy of Finland, MEC, and HIP (Finland); CEA and CNRS/IN2P3 (France); BMBF, DFG, and HGF (Germany); GSRI (Greece); NKfIA (Hungary); DAE and DST (India); IPM (Iran); SFI (Ireland); INFN (Italy); MSIP and NRF (Republic of Korea); MES (Latvia); LAS (Lithuania); MOE and UM (Malaysia); BUAP, CINVESTAV, CONACYT, LNS, SEP, and UASLP-FAI (Mexico); MOS (Montenegro); MBIE (New Zealand); PAEC (Pakistan); MSHE and NSC (Poland); FCT (Portugal); JINR (Dubna); MON, RosAtom, RAS, RFBR, and NRC KI (Russia); MESTD (Serbia); SEIDI, CPAN, PCTI, and FEDER (Spain); MOSTR (Sri Lanka); Swiss Funding Agencies (Switzerland); MST (Taipei); ThEPCenter, IPST, STAR, and NSTDA (Thailand); TUBITAK and TAEK (Turkey); NASU (Ukraine); STFC (United Kingdom); DOE and NSF (USA). Individuals have received support from the Marie-Curie programme and the European Research Council and Horizon 2020 Grant, contract Nos. 675440, 724704, 752730, 758316, 765710, 824093, 884104, and COST Action CA16108 (European Union); the Leventis Foundation; the Alfred P. Sloan Foundation; the Alexander von Humboldt Foundation; the Belgian Federal Science Policy Office; the Fonds pour la Formation à la Recherche dans l’Industrie et dans l’Agriculture (FRIA-Belgium); the Agentschap voor Innovatie door Wetenschap en Technologie (IWT-Belgium); the F.R.S.-FNRS and FWO (Belgium) under the “Excellence of Science – EOS” – be.h project n. 30820817; the Beijing Municipal Science & Technology Commission, No. Z191100007219010; the Ministry of Education, Youth and Sports (MEYS) of the Czech Republic; the Deutsche Forschungs-

gemeinschaft (DFG), under Germany’s Excellence Strategy – EXC 2121 “Quantum Universe” – 390833306, and under project number 400140256 - GRK2497; the Lendület (“Momentum”) Programme and the János Bolyai Research Scholarship of the Hungarian Academy of Sciences, the New National Excellence Program ÚNKP, the NKfIA research grants 123842, 123959, 124845, 124850, 125105, 128713, 128786, and 129058 (Hungary); the Council of Science and Industrial Research, India; the Latvian Council of Science; the Ministry of Science and Higher Education and the National Science Center, contracts Opus 2014/15/B/ST2/03998 and 2015/19/B/ST2/02861 (Poland); the Fundação para a Ciência e a Tecnologia, grant CEECIND/01334/2018 (Portugal); the National Priorities Research Program by Qatar National Research Fund; the Ministry of Science and Higher Education, projects no. 14.W03.31.0026 and no. FSWW-2020-0008, and the Russian Foundation for Basic Research, project No.19-42-703014 (Russia); the Programa Estatal de Fomento de la Investigación Científica y Técnica de Excelencia María de Maeztu, grant MDM-2015-0509 and the Programa Severo Ochoa del Principado de Asturias; the Stavros Niarchos Foundation (Greece); the Rachadapisek Sompot Fund for Postdoctoral Fellowship, Chulalongkorn University and the Chulalongkorn Academic into Its 2nd Century Project Advancement Project (Thailand); the Kavli Foundation; the Nvidia Corporation; the SuperMicro Corporation; the Welch Foundation, contract C-1845; and the Weston Havens Foundation (USA).

Data Availability Statement This manuscript has no associated data or the data will not be deposited. [Authors’ comment: For CMS Release and preservation of data used by the CMS Collaboration as the basis for publications is guided by the CMS policy as stated in “CMS data preservation, re-use and open access policy” (<https://cms-docdb.cern.ch/cgi-bin/PublicDocDB/RetrieveFile?docid=6032&filename=CMSDataPolicyV1.2.pdf&version=2>).]

Declarations

Conflict of interest The authors declare that they have no conflict of interest.

Open Access This article is licensed under a Creative Commons Attribution 4.0 International License, which permits use, sharing, adaptation, distribution and reproduction in any medium or format, as long as you give appropriate credit to the original author(s) and the source, provide a link to the Creative Commons licence, and indicate if changes were made. The images or other third party material in this article are included in the article’s Creative Commons licence, unless indicated otherwise in a credit line to the material. If material is not included in the article’s Creative Commons licence and your intended use is not permitted by statutory regulation or exceeds the permitted use, you will need to obtain permission directly from the copyright holder. To view a copy of this licence, visit <http://creativecommons.org/licenses/by/4.0/>.
Funded by SCOAP³.

References

1. ATLAS Collaboration, Observation of a new particle in the search for the Standard Model Higgs boson with the ATLAS detector at the LHC. *Phys. Lett. B* **716**, 1 (2012). <https://doi.org/10.1016/j.physletb.2012.08.020>. arXiv:1207.7214
2. CMS Collaboration, Observation of a new boson at a mass of 125 GeV with the CMS Experiment at the LHC. *Phys. Lett. B* **716**, 30 (2012). <https://doi.org/10.1016/j.physletb.2012.08.021>. arXiv:1207.7235

3. CMS Collaboration, Observation of a new boson with mass near 125 GeV in pp collisions at $\sqrt{s} = 7$ and 8 TeV. *JHEP* **06**, 081 (2013). [https://doi.org/10.1007/JHEP06\(2013\)081](https://doi.org/10.1007/JHEP06(2013)081). arXiv:1303.4571
4. CMS Collaboration, Measurements of production cross sections of the Higgs boson in the four-lepton final state in proton–proton collisions at $\sqrt{s} = 13$ TeV. *Eur. Phys. J. C* **81**, 488 (2021). <https://doi.org/10.1140/epjc/s10052-021-09200-x>. arXiv:2103.04956
5. CMS Collaboration, Constraints on anomalous Higgs boson couplings to vector bosons and fermions in its production and decay using the four-lepton final state. *Phys. Rev. D* **104**, 052004 (2021). <https://doi.org/10.1103/PhysRevD.104.052004>. arXiv:2104.12152
6. CMS Collaboration, Measurements of Higgs boson production cross sections and couplings in the diphoton decay channel at $\sqrt{s} = 13$ TeV. *JHEP* **07**, 027 (2021). [https://doi.org/10.1007/JHEP07\(2021\)027](https://doi.org/10.1007/JHEP07(2021)027). arXiv:2103.06956
7. D. Curtin, R. Essig, S. Gori, J. Shelton, Illuminating dark photons with high-energy colliders. *JHEP* **02**, 157 (2015). [https://doi.org/10.1007/JHEP02\(2015\)157](https://doi.org/10.1007/JHEP02(2015)157) arXiv:1412.0018
8. D. Curtin et al., Exotic decays of the 125 GeV Higgs boson. *Phys. Rev. D* **90**, 075004 (2014). <https://doi.org/10.1103/PhysRevD.90.075004> arXiv:1312.4992
9. H. Davoudiasl, H.-S. Lee, I. Lewis, W.J. Marciano, Higgs decays as a window into the dark sector. *Phys. Rev. D* **88**, 015022 (2013). <https://doi.org/10.1103/PhysRevD.88.015022> arXiv:1304.4935
10. H. Davoudiasl, H.-S. Lee, W.J. Marciano, “Dark” implications for parity violation, rare meson decays, and Higgs physics. *Phys. Rev. D* **85**, 115019 (2012). <https://doi.org/10.1103/PhysRevD.85.115019>. arXiv:1203.2947
11. S. Gopalakrishna, S. Jung, J.D. Wells, Higgs boson decays to four fermions through an Abelian hidden sector. *Phys. Rev. D* **78**, 055002 (2008). <https://doi.org/10.1103/PhysRevD.78.055002> arXiv:0801.3456
12. ATLAS Collaboration, Search for new light gauge bosons in Higgs boson decays to four-lepton final states in pp collisions at $\sqrt{s} = 8$ TeV with the ATLAS detector at the LHC. *Phys. Rev. D* **92**, 092001 (2015). <https://doi.org/10.1103/PhysRevD.92.092001>. arXiv:1505.07645
13. ATLAS Collaboration, Search for Higgs boson decays to beyond-the-Standard-Model light bosons in four-lepton events with the ATLAS detector at $\sqrt{s} = 13$ TeV. *JHEP* **06**, 166 (2018). [https://doi.org/10.1007/JHEP06\(2018\)166](https://doi.org/10.1007/JHEP06(2018)166). arXiv:1802.03388
14. LHCb Collaboration, Search for dark photons produced in 13 TeV pp collisions. *Phys. Rev. Lett.* **120**, 061801 (2018). <https://doi.org/10.1103/PhysRevLett.120.061801>. arXiv:1710.02867
15. R. Essig et al., Working group report: new light weakly coupled particles, in *Proceedings, 2013 Community Summer Study on the Future of U.S. Particle Physics: Snowmass on the Mississippi (CSS2013)*. 2013. <http://www.slac.stanford.edu/econf/C1307292/docs/IntensityFrontier/NewLight-17.pdf>. arXiv:1311.0029
16. J. Beacham et al., Physics beyond colliders at CERN: beyond the Standard Model Working Group report. *J. Phys. G* **47**, 010501 (2020). <https://doi.org/10.1088/1361-6471/ab4cd2> arXiv:1901.09966
17. R.D. Peccei, H.R. Quinn, CP conservation in the presence of pseudoparticles. *Phys. Rev. Lett.* **38**, 1440 (1977). <https://doi.org/10.1103/PhysRevLett.38.1440>
18. M. Bauer, M. Neubert, A. Thamm, LHC as an axion factory: probing an axion explanation for $(g - 2)_\mu$ with exotic Higgs decays. *Phys. Rev. Lett.* **119**, 031802 (2017). <https://doi.org/10.1103/PhysRevLett.119.031802> arXiv:1704.08207
19. H. Georgi, D.B. Kaplan, L. Randall, Manifesting the invisible axion at low-energies. *Phys. Lett. B* **169**, 73 (1986). [https://doi.org/10.1016/0370-2693\(86\)90688-X](https://doi.org/10.1016/0370-2693(86)90688-X)
20. M. Bauer, M. Neubert, A. Thamm, Collider probes of axion-like particles. *JHEP* **12**, 044 (2017). [https://doi.org/10.1007/JHEP12\(2017\)044](https://doi.org/10.1007/JHEP12(2017)044) arXiv:1708.00443
21. CMS Collaboration, Search for a non-Standard-Model Higgs boson decaying to a pair of new light bosons in four-muon final states. *Phys. Lett. B* **726**, 564 (2013). <https://doi.org/10.1016/j.physletb.2013.09.009> arXiv:1210.7619
22. ATLAS Collaboration, Search for new phenomena in events with at least three photons collected in pp collisions at $\sqrt{s} = 8$ TeV with the ATLAS detector. *Eur. Phys. J. C* **76**, 210 (2016). <https://doi.org/10.1140/epjc/s10052-016-4034-8>. arXiv:1509.05051
23. CMS Collaboration, Search for a very light NMSSM Higgs boson produced in decays of the 125 GeV scalar boson and decaying into τ leptons in pp collisions at $\sqrt{s} = 8$ TeV. *JHEP* **01**, 079 (2016). [https://doi.org/10.1007/JHEP01\(2016\)079](https://doi.org/10.1007/JHEP01(2016)079) arXiv:1510.06534
24. CMS Collaboration, Search for light bosons in decays of the 125 GeV Higgs boson in proton–proton collisions at $\sqrt{s} = 8$ TeV. *JHEP* **10**, 076 (2017). [https://doi.org/10.1007/JHEP10\(2017\)076](https://doi.org/10.1007/JHEP10(2017)076). arXiv:1701.02032
25. ATLAS Collaboration, Search for heavy particles in the b-tagged dijet mass distribution with additional b-tagged jets in proton–proton collisions at $\sqrt{s} = 13$ TeV with the ATLAS experiment. *Phys. Rev. D* **105**, 012006 (2022). <https://doi.org/10.1103/PhysRevD.105.012006>. arXiv:2110.00313
26. ATLAS Collaboration, Search for Higgs bosons decaying into new spin-0 or spin-1 particles in four-lepton final states with the ATLAS detector with 139 fb^{-1} of pp collision data at $\sqrt{s} = 13$ TeV (2021). arXiv:2110.13673. Submitted to JHEP
27. ATLAS Collaboration, Search for Higgs boson decays into a Z boson and a light hadronically decaying resonance using 13 TeV pp collision data from the ATLAS detector. *Phys. Rev. Lett.* **125**, 221802 (2020). <https://doi.org/10.1103/PhysRevLett.125.221802>. arXiv:2004.01678
28. HEPData record for this analysis (2021). <https://doi.org/10.17182/hepdata.110659>
29. CMS Collaboration, The CMS experiment at the CERN LHC. *JINST* **3**, S08004 (2008). <https://doi.org/10.1088/1748-0221/3/08/S08004>
30. CMS Collaboration, The CMS trigger system. *JINST* **12**, P01020 (2017). <https://doi.org/10.1088/1748-0221/12/01/P01020> arXiv:1609.02366
31. M. Cacciari, G.P. Salam, G. Soyez, The anti- k_T jet clustering algorithm. *JHEP* **04**, 063 (2008). <https://doi.org/10.1088/1126-6708/2008/04/063>. arXiv:0802.1189
32. M. Cacciari, G.P. Salam, G. Soyez, FastJet user manual. *Eur. Phys. J. C* **72**, 1896 (2012). <https://doi.org/10.1140/epjc/s10052-012-1896-2> arXiv:1111.6097
33. CMS Collaboration, Particle-flow reconstruction and global event description with the CMS detector. *JINST* **12**, P10003 (2017). <https://doi.org/10.1088/1748-0221/12/10/P10003> arXiv:1706.04965
34. CMS Collaboration, Performance of missing transverse momentum reconstruction in proton–proton collisions at $\sqrt{s} = 13$ TeV using the CMS detector. *JINST* **14**, P07004 (2019). <https://doi.org/10.1088/1748-0221/14/07/P07004>. arXiv:1903.06078
35. CMS Collaboration, Performance of the CMS muon detector and muon reconstruction with proton–proton collisions at $\sqrt{s} = 13$ TeV. *JINST* **13**, P06015 (2018). <https://doi.org/10.1088/1748-0221/13/06/P06015>. arXiv:1804.04528
36. CMS Collaboration, Electron and photon reconstruction and identification with the CMS experiment at the CERN LHC. *JINST* **16**, P05014 (2021). <https://doi.org/10.1088/1748-0221/16/05/P05014>. arXiv:2012.06888
37. CMS Collaboration, Measurements of properties of the Higgs boson decaying into the four-lepton final state in pp collisions

- at $\sqrt{s} = 13$ TeV. *JHEP* **11**, 047 (2017). [https://doi.org/10.1007/JHEP11\(2017\)047](https://doi.org/10.1007/JHEP11(2017)047). arXiv:1706.09936
38. CMS Collaboration, Measurements of inclusive W and Z cross sections in pp collisions at $\sqrt{s} = 7$ TeV. *JHEP* **01**, 080 (2011). [https://doi.org/10.1007/JHEP01\(2011\)080](https://doi.org/10.1007/JHEP01(2011)080). arXiv:1012.2466
 39. J. Alwall et al., The automated computation of tree-level and next-to-leading order differential cross sections, and their matching to parton shower simulations. *JHEP* **07**, 079 (2014). [https://doi.org/10.1007/JHEP07\(2014\)079](https://doi.org/10.1007/JHEP07(2014)079) arXiv:1405.0301
 40. J. Alwall et al., Comparative study of various algorithms for the merging of parton showers and matrix elements in hadronic collisions. *Eur. Phys. J. C* **53**, 473 (2008). <https://doi.org/10.1140/epjc/s10052-007-0490-5> arXiv:0706.2569
 41. R. Frederix, S. Frixione, Merging meets matching in MC@NLO. *JHEP* **12**, 061 (2012). [https://doi.org/10.1007/JHEP12\(2012\)061](https://doi.org/10.1007/JHEP12(2012)061) arXiv:1209.6215
 42. C. Anastasiou et al., High precision determination of the gluon fusion Higgs boson cross-section at the LHC. *JHEP* **05**, 058 (2016). [https://doi.org/10.1007/JHEP05\(2016\)058](https://doi.org/10.1007/JHEP05(2016)058) arXiv:1602.00695
 43. E. Bagnaschi, G. Degrossi, P. Slavich, A. Vicini, Higgs production via gluon fusion in the POWHEG approach in the SM and in the MSSM. *JHEP* **02**, 088 (2012). [https://doi.org/10.1007/JHEP02\(2012\)088](https://doi.org/10.1007/JHEP02(2012)088) arXiv:1111.2854
 44. P. Nason, A new method for combining NLO QCD with shower Monte Carlo algorithms. *JHEP* **11**, 040 (2004). <https://doi.org/10.1088/1126-6708/2004/11/040> arXiv:hep-ph/0409146
 45. S. Frixione, P. Nason, C. Oleari, Matching NLO QCD computations with parton shower simulations: the POWHEG method. *JHEP* **11**, 070 (2007). <https://doi.org/10.1088/1126-6708/2007/11/070> arXiv:0709.2092
 46. S. Alioli, P. Nason, C. Oleari, E. Re, A general framework for implementing NLO calculations in shower Monte Carlo programs: the POWHEG BOX. *JHEP* **06**, 043 (2010). [https://doi.org/10.1007/JHEP06\(2010\)043](https://doi.org/10.1007/JHEP06(2010)043) arXiv:1002.2581
 47. Y. Gao et al., Spin determination of single-produced resonances at hadron colliders. *Phys. Rev. D* **81**, 075022 (2010). <https://doi.org/10.1103/PhysRevD.81.075022> arXiv:1001.3396
 48. S. Bolognesi et al., Spin and parity of a single-produced resonance at the LHC. *Phys. Rev. D* **86**, 095031 (2012). <https://doi.org/10.1103/PhysRevD.86.095031>
 49. J. Campbell, T. Neumann, Precision phenomenology with MCFM. *JHEP* **12**, 034 (2019). [https://doi.org/10.1007/JHEP12\(2019\)034](https://doi.org/10.1007/JHEP12(2019)034) arXiv:1909.09117
 50. M. Grazzini, S. Kallweit, M. Wiesemann, Fully differential NNLO computations with MATRIX. *Eur. Phys. J. C* **78**, 537 (2018). <https://doi.org/10.1140/epjc/s10052-018-5771-7> arXiv:1711.06631
 51. NNPDF Collaboration, Parton distributions for the LHC Run II. *JHEP* **04**, 040 (2015). [https://doi.org/10.1007/JHEP04\(2015\)040](https://doi.org/10.1007/JHEP04(2015)040). arXiv:1410.8849
 52. NNPDF Collaboration, Parton distributions from high-precision collider data. *Eur. Phys. J. C* **77**, 663 (2017). <https://doi.org/10.1140/epjc/s10052-017-5199-5>. arXiv:1706.00428
 53. T. Sjöstrand et al., An introduction to PYTHIA 8.2. *Comput. Phys. Commun.* **191**, 159 (2015). <https://doi.org/10.1016/j.cpc.2015.01.024>. arXiv:1410.3012
 54. CMS Collaboration, Event generator tunes obtained from underlying event and multiparton scattering measurements. *Eur. Phys. J. C* **76**, 155 (2016). <https://doi.org/10.1140/epjc/s10052-016-3988-x>. arXiv:1512.00815
 55. CMS Collaboration, Extraction and validation of a new set of CMS PYTHIA8 tunes from underlying-event measurements. *Eur. Phys. J. C* **80**, 4 (2020). <https://doi.org/10.1140/epjc/s10052-019-7499-4>. arXiv:1903.12179
 56. GEANT4 Collaboration, GEANT4: a simulation toolkit. *Nucl. Instrum. Methods A* **506**, 250 (2003). [https://doi.org/10.1016/S0168-9002\(03\)01368-8](https://doi.org/10.1016/S0168-9002(03)01368-8)
 57. J. Allison et al., Geant4 developments and applications. *IEEE Trans. Nucl. Sci.* **53**, 270 (2006). <https://doi.org/10.1109/TNS.2006.869826>
 58. Particle Data Group, P.A. Zyla et al., Review of particle physics. *Prog. Theor. Exp. Phys.* **2020**, 083C01 (2020). <https://doi.org/10.1093/ptep/ptaa104>
 59. CMS Collaboration, CMS luminosity measurements for the 2016 data taking period. Technical Report CMS-PAS-LUM-17-001, CERN, Geneva, 2017. <http://cds.cern.ch/record/2257069>
 60. CMS Collaboration, CMS luminosity measurement for the 2017 data-taking period at $\sqrt{s} = 13$ TeV. Technical Report CMS-PAS-LUM-17-004, CERN, Geneva (2018). <https://cds.cern.ch/record/2621960>
 61. CMS Collaboration, CMS luminosity measurement for the 2018 data-taking period at $\sqrt{s} = 13$ TeV. Technical Report CMS-PAS-LUM-18-002, CERN, Geneva, 2019. <https://cds.cern.ch/record/2676164>
 62. CMS Collaboration, Precision luminosity measurement in proton–proton collisions at $\sqrt{s} = 13$ TeV in 2015 and 2016 at CMS. *Eur. Phys. J. C* **81**, 800 (2021). <https://doi.org/10.1140/epjc/s10052-021-09538-2>. arXiv:2104.01927
 63. M.J. Oreglia, A study of the reactions $\psi' \rightarrow \gamma\gamma\psi$. Ph.D. thesis, Stanford University, 1980. SLAC Report SLAC-R-236. <http://www.slac.stanford.edu/pubs/slacreports/slac-r-236.html>
 64. J. Butterworth et al., PDF4LHC recommendations for LHC Run II. *J. Phys. G* **43**, 023001 (2016). <https://doi.org/10.1088/0954-3899/43/2/023001>. arXiv:1510.03865
 65. ATLAS and CMS Collaborations, Procedure for the LHC Higgs boson search combination in summer 2011. ATL-PHYS-PUB-2011-011, CMS NOTE-2011/005 (2011). <https://cdsweb.cern.ch/record/1379837>
 66. T. Junk, Confidence level computation for combining searches with small statistics. *Nucl. Instrum. Methods A* **434**, 435 (1999). [https://doi.org/10.1016/S0168-9002\(99\)00498-2](https://doi.org/10.1016/S0168-9002(99)00498-2). arXiv:hep-ex/9902006
 67. A.L. Read, Presentation of search results: the CL_s technique. *J. Phys. G* **28**, 2693 (2002). <https://doi.org/10.1088/0954-3899/28/10/313>
 68. G. Cowan, K. Cranmer, E. Gross, O. Vitells, Asymptotic formulae for likelihood-based tests of new physics. *Eur. Phys. J. C* **71**, 1554 (2011). <https://doi.org/10.1140/epjc/s10052-011-1554-0>. arXiv:1007.1727. (Erratum: *Eur. Phys. J. C* **73**, 2501 (2013))
 69. CMS Collaboration, Search for a narrow resonance lighter than 200 GeV decaying to a pair of muons in proton–proton collisions at $\sqrt{s} = 13$ TeV. *Phys. Rev. Lett.* **124**, 131802 (2020). <https://doi.org/10.1103/PhysRevLett.124.131802>

CMS Collaboration

Yerevan Physics Institute, Yerevan, Armenia

A. Tumasyan






Institut für Hochenergiephysik, Vienna, Austria

W. Adam , T. Bergauer , M. Dragicevic , J. Erö, A. Escalante Del Valle , R. Frühwirth¹, M. Jeitler ¹, N. Krammer, L. Lechner , D. Liko, T. Madlener , I. Mikulec, F. M. Pitters, N. Rad, J. Schieck ¹, R. Schöfbeck , M. Spanring , S. Templ , W. Waltenberger , C.-E. Wulz ¹, M. Zarucki 

Institute for Nuclear Problems, Minsk, Belarus

V. Chekhovsky, A. Litomin, V. Makarenko , J. Suarez Gonzalez














Universiteit Antwerpen, Antwerpen, Belgium

M. R. Darwish², E. A. De Wolf, D. Di Croce , X. Janssen , T. Kello³, A. Lelek , M. Pieters, H. Rejeb Sfar, H. Van Havermaet, P. Van Mechelen , S. Van Putte, N. Van Remortel 





Vrije Universiteit Brussel, Brussel, Belgium

F. Blekman , E. S. Bols , S. S. Chhibra , J. D'Hondt , J. De Clercq , D. Lontkovskyi , S. Lowette , I. Marchesini, S. Moortgat , A. Morton , Q. Python , S. Tavernier , W. Van Doninck, P. Van Mulders





Université Libre de Bruxelles, Bruxelles, Belgium

D. Beghin, B. Bilin , B. Clerbaux , G. De Lentdecker, B. Dorney , L. Favart , A. Grebenyuk, A. K. Kalsi , I. Makarenko , L. Moureaux , L. Pétré, A. Popov , N. Postiau, E. Starling , L. Thomas , C. Vander Velde , P. Vanlaer , D. Vannerom , L. Wezenbeek

Ghent University, Ghent, Belgium

T. Cornelis , D. Dobur, M. Gruchala, I. Khvastunov⁴, M. Niedziela , C. Roskas, K. Skovpen , M. Tytgat , W. Verbeke, B. Vermassen, M. Vit

















Université Catholique de Louvain, Louvain-la-Neuve, Belgium

G. Bruno, F. Bury , C. Caputo , P. David , C. Delaere , M. Delcourt, I. S. Donertas , A. Giammanco , V. Lemaitre, K. Mondal , J. Prisciandaro, A. Taliercio, M. Teklishyn , P. Vischia , S. Wertz , S. Wuyckens

Centro Brasileiro de Pesquisas Físicas, Rio de Janeiro, Brazil

G. A. Alves , C. Hensel, A. Moraes 



Universidade do Estado do Rio de Janeiro, Rio de Janeiro, Brazil

W. L. Aldá Júnior , E. Belchior Batista Das Chagas , H. BRANDAO MALBOUISSON, W. Carvalho , J. Chinellato⁵, E. Coelho , E. M. Da Costa , G. G. Da Silveira ⁶, D. De Jesus Damiao , S. Fonseca De Souza , J. Martins ⁷, D. Matos Figueiredo, M. Medina Jaime⁸, C. Mora Herrera , L. Mundim , H. Nogima, P. Rebello Teles , L. J. Sanchez Rosas, A. Santoro, S. M. Silva Do Amaral , A. Sznajder , M. Thiel, F. Torres Da Silva De Araujo , A. Vilela Pereira 

Universidade Estadual Paulista (a), Universidade Federal do ABC (b), São Paulo, Brazil

C. A. Bernardes , L. Calligaris , T. R. Fernandez Perez Tomei , E. M. Gregores , D. S. Lemos , P. G. Mercadante , S. F. Novaes , Sandra S. Padula 


Institute for Nuclear Research and Nuclear Energy, Bulgarian Academy of Sciences, Sofia, Bulgaria

A. Aleksandrov, G. Antchev , I. Atanasov , R. Hadjiiska, P. Iaydjiev, M. Misheva, M. Rodozov, M. Shopova, G. Sultanov

University of Sofia, Sofia, Bulgaria

M. Bonchev, A. Dimitrov, T. Ivanov, L. Litov , B. Pavlov, P. Petkov, A. Petrov















Beihang University, Beijing, China

W. Fang ³, Q. Guo, H. Wang, L. Yuan





Department of Physics, Tsinghua University, Beijing, China

M. Ahmad , Z. Hu , Y. Wang, K. Yi⁹

Institute of High Energy Physics, Beijing, China

E. Chapon , G. M. Chen ¹⁰, H. S. Chen ¹⁰, M. Chen , T. Javaid ¹⁰, A. Kapoor , D. Leggat, H. Liao, Z. Liu , R. Sharma , A. Spiezia , J. Tao , J. Thomas-wilsker, J. Wang , H. Zhang , S. Zhang ¹⁰, J. Zhao 

State Key Laboratory of Nuclear Physics and Technology, Peking University, Beijing, China

A. Agapitos, Y. Ban, C. Chen, Q. Huang, A. Levin , Q. Li , M. Lu, X. Lyu, Y. Mao, S. J. Qian, D. Wang , Q. Wang , J. Xiao


Sun Yat-Sen University, Guangzhou, China

Z. You 





Institute of Modern Physics and Key Laboratory of Nuclear Physics and Ion-beam Application (MOE), Fudan University, Shanghai, China

X. Gao³

Zhejiang University, Hangzhou, Zhejiang, China

M. Xiao 

Universidad de Los Andes, Bogota, Colombia

C. Avila , A. Cabrera , C. Florez , J. Fraga, A. Sarkar , M. A. Segura Delgado


Universidad de Antioquia, Medellin, Colombia

J. Jaramillo , J. Mejia Guisao, F. Ramirez, J. D. Ruiz Alvarez , C. A. Salazar González , N. Vanegas Arbelaez 

Faculty of Electrical Engineering, Mechanical Engineering and Naval Architecture, University of Split, Split, Croatia

D. Giljanovic, N. Godinovic , D. Lelas , I. Puljak 

Faculty of Science, University of Split, Split, Croatia

Z. Antunovic, M. Kovac, T. Sculac 

Institute Rudjer Boskovic, Zagreb, Croatia

V. Brigljevic , D. Ferencek , D. Majumder , M. Roguljic, A. Starodumov ¹¹, T. Susa 

University of Cyprus, Nicosia, Cyprus

M. W. Ather, A. Attikis , E. Erodoutou, A. Ioannou, G. Kole , M. Kolosova, S. Konstantinou, J. Mousa , C. Nicolaou, F. Ptochos , P. A. Razis, H. Rykaczewski, H. Saka , D. Tsiakkouri


Charles University, Prague, Czech Republic

M. Finger¹², M. Finger Jr. ¹², A. Kveton, J. Tomsa




Escuela Politecnica Nacional, Quito, Ecuador

E. Ayala



Universidad San Francisco de Quito, Quito, Ecuador

E. Carrera Jarrin 

Academy of Scientific Research and Technology of the Arab Republic of Egypt, Egyptian Network of High Energy Physics, Cairo, Egypt

H. Abdalla ¹³, Y. Assran ^{14,15}, S. Khalil ¹⁶






Center for High Energy Physics (CHEP-FU), Fayoum University, El-Fayoum, Egypt

A. Lotfy , M. A. Mahmoud 






National Institute of Chemical Physics and Biophysics, Tallinn, Estonia


















































































































S. Bhowmik , A. Carvalho Antunes De Oliveira , R. K. Dewanjee , K. Ehataht, M. Kadastik, M. Raidal , C. Veelken

Department of Physics, University of Helsinki, Helsinki, Finland
















P. Eerola , L. Forthomme , H. Kirschenmann , K. Osterberg , M. Voutilainen 

Helsinki Institute of Physics, Helsinki, Finland

E. Brücken , F. Garcia , J. Havukainen , V. Karimäki, M. S. Kim , R. Kinnunen, T. Lampén, K. Lassila-Perini , S. Lehti , T. Lindén, H. Siikonen, E. Tuominen , J. Tuominiemi

Lappeenranta University of Technology, Lappeenranta, FinlandP. Luukka , T. Tuuva**IRFU, CEA, Université Paris-Saclay, Gif-sur-Yvette, France**C. Amendola , M. Besancon, F. Couderc , M. De Jardin, D. Denegri, J. L. Faure, F. Ferri , S. Ganjour, A. Givernaud, P. Gras, G. Hamel de Monchenault , P. Jarry, B. Lenzi , E. Locci, J. Malcles, J. Rander, A. Rosowsky , M. Ö. Sahin , A. Savoy-Navarro¹⁷, M. Titov , G. B. Yu **Laboratoire Leprince-Ringuet, CNRS/IN2P3, Ecole Polytechnique, Institut Polytechnique de Paris, Palaiseau, France**S. Ahuja , F. Beaudette , M. Bonanomi , A. Buchot Perraguin, P. Busson, C. Charlot, O. Davignon, B. Diab, G. Falmagne , R. Granier de Cassagnac , A. Hakimi, I. Kucher , A. Lobanov , C. Martin Perez, M. Nguyen , C. Ochando , P. Paganini , J. Rembser, R. Salerno , J. B. Sauvan , Y. Sirois , A. Zabi, A. Zghiche **Université de Strasbourg, CNRS, IPHC UMR 7178, Strasbourg, France**J.-L. Agram ¹⁸, J. Andrea, D. Bloch , G. Bourgatte, J.-M. Brom, E. C. Chabert, C. Collard , J.-C. Fontaine¹⁸, D. Gelé, U. Goerlach, C. Grimault, A.-C. Le Bihan, P. Van Hove **Institut de Physique des 2 Infinis de Lyon (IP2I), Villeurbanne, France**E. Asilar , S. Beauceron , C. Bernet , G. Boudoul, C. Camen, A. Carle, N. Chanon , D. Contardo, P. Depasse , H. El Mamouni, J. Fay, S. Gascon , M. Gouzevitch , B. Ille, Sa. Jain , I. B. Laktineh, H. Lattaud , A. Lesauvage , M. Lethuillier , L. Mirabito, L. Torterotot , G. Touquet, M. Vander Donckt, S. Viret**Georgian Technical University, Tbilisi, Georgia**A. Khvedelidze ¹², Z. Tsamalaidze¹²**I. Physikalisches Institut, RWTH Aachen University, Aachen, Germany**L. Feld , K. Klein, M. Lipinski, D. Meuser, A. Pauls, M. Preuten, M. P. Rauch, J. Schulz, M. Teroerde **III. Physikalisches Institut A, RWTH Aachen University, Aachen, Germany**D. Eliseev, M. Erdmann , P. Fackeldey , B. Fischer, S. Ghosh , T. Hebbeker , K. Hoepfner, H. Keller, L. Mastrolorenzo, M. Merschmeyer , A. Meyer , G. Mocellin, S. Mondal, S. Mukherjee , D. Noll , A. Novak, T. Pook , A. Pozdnyakov , Y. Rath, H. Reithler, J. Roemer, A. Schmidt , S. C. Schuler, A. Sharma , S. Wiedenbeck, S. Zaleski**III. Physikalisches Institut B, RWTH Aachen University, Aachen, Germany**C. Dziwok, G. Flügge, W. Haj Ahmad ¹⁹, O. Hlushchenko, T. Kress, A. Nowack , C. Pistone, O. Pooth, D. Roy , H. Sert , A. Stahl ²⁰, T. Ziemons **Deutsches Elektronen-Synchrotron, Hamburg, Germany**H. Aarup Petersen, M. Aldaya Martin, P. Asmuss, I. Babounikau , S. Baxter, O. Behnke, A. Bermúdez Martínez, A. A. Bin Anuar , K. Borrás²¹, V. Botta, D. Brunner, A. Campbell , A. Cardini , P. Connor , S. Consuegra Rodríguez , V. Danilov, A. De Wit , M. M. Defranchis , L. Didukh, D. Domínguez Damiani, G. Eckerlin, D. Eckstein, T. Eichhorn, L. I. Estevez Banos , E. Gallo²², A. Geiser, A. Giraldi, A. Grohsjean , M. Guthoff, A. Harb , A. Jafari ²³, N. Z. Jomhari , H. Jung , A. Kasem ²¹, M. Kasemann , H. Kaveh , C. Kleinwort , J. Knolle , D. Krücker , W. Lange, T. Lenz, J. Lidrych , K. Lipka, W. Lohmann²⁴, R. Mankel, I.-A. Melzer-Pellmann , J. Metwally, A. B. Meyer , M. Meyer , M. Missiroli , J. Mnich , A. Mussgiller, V. Myronenko , Y. Otariid, D. Pérez Adán , S. K. Pflitsch, D. Pitzl, A. Raspereza, A. Saggio , A. Saibel , M. Savitskyi , V. Scheurer, C. Schwanenberger , A. Singh, R. E. Sosa Ricardo , N. Tonon , O. Turkot , A. Vagnerini, M. Van De Klundert , R. Walsh , D. Walter, Y. Wen , K. Wichmann, C. Wissing, S. Wuchterl , O. Zenaiev , R. Zlebcik **University of Hamburg, Hamburg, Germany**R. Aggleton, S. Bein , L. Benato , A. Benecke, K. De Leo , T. Dreyer, A. Ebrahimi , M. Eich, F. Feindt, A. Fröhlich, C. Garbers , E. Garutti , P. Gunnellini, J. Haller , A. Hinzmann , A. Karavdina, G. Kasieczka, R. Klanner , R. Kogler , V. Kutzner, J. Lange , T. Lange , A. Malara , C. E. N. Niemeyer, A. Nigamova, K. J. Pena Rodriguez, O. Rieger, P. Schleper, S. Schumann, J. Schwandt , D. Schwarz, J. Sonneveld , H. Stadie, G. Steinbrück, B. Vormwald , I. Zoi 




Karlsruher Institut fuer Technologie, Karlsruhe, Germany

J. Bechtel , T. Berger, E. Butz , R. Caspart , T. Chwalek, W. De Boer, A. Dierlamm, A. Droll, K. El Morabit, N. Faltermann , K. Flöh, M. Giffels, A. Gottmann, F. Hartmann ²⁰, C. Heidecker, U. Husemann , M. A. Iqbal, I. Katkov²⁵, P. Keicher, R. Koppenhöfer, S. Maier, M. Metzler, S. Mitra , D. Müller , Th. Müller, M. Musich, G. Quast , K. Rabbertz , J. Rauser, D. Savoie , D. Schäfer, M. Schnepf, M. Schröder , D. Seith, I. Shvetsov, H. J. Simonis, R. Ulrich , M. Wassmer, M. Weber , R. Wolf , S. Wozniowski

Institute of Nuclear and Particle Physics (INPP), NCSR Demokritos, Aghia Paraskevi, Greece

G. Anagnostou, P. Asenov , G. Daskalakis, T. Geralis , A. Kyriakis, D. Loukas, G. Paspalaki, A. Stakia 




National and Kapodistrian University of Athens, Athens, Greece

M. Diamantopoulou, D. Karasavvas, G. Karathanasis, P. Kontaxakis , C. K. Koraka, A. Manousakis-katsikakis, A. Panagiotou, I. Papavergou, N. Saoulidou , K. Theofilatos , K. Vellidis, E. Vourliotis









National Technical University of Athens, Athens, Greece

G. Bakas, K. Kousouris , I. Papakrivopoulos, G. Tsipolitis, A. Zacharopoulou





University of Ioánnina, Ioannina, Greece

I. Evangelou , C. Foudas, P. Giannelis, P. Katsoulis, P. Kokkas, K. Manitará, N. Manthos, I. Papadopoulos , J. Strologas 

MTA-ELTE Lendület CMS Particle and Nuclear Physics Group, Eötvös Loránd University, Budapest, Hungary

M. Bartók ²⁶, M. Csanad , M. M. A. Gadallah ²⁷, S. Lökös ²⁸, P. Major, K. Mandal , A. Mehta , G. Pasztor , O. Surányi, G. I. Veres 

Wigner Research Centre for Physics, Budapest, Hungary

G. Bencze, C. Hajdu , D. Horvath ²⁹, F. Sikler , V. Veszpremi , G. Vesztergombi[†]


Institute of Nuclear Research ATOMKI, Debrecen, Hungary

S. Czellar, J. Karancsi ²⁶, J. Molnar, Z. Szillasi, D. Teyssier

Institute of Physics, University of Debrecen, Debrecen, Hungary

P. Raics, Z. L. Trocsanyi , B. Ujvari

Karoly Robert Campus, MATE Institute of Technology, Gyongyos, Hungary

T. Csorgo , F. Nemes, T. Novak

Indian Institute of Science (IISc), Bangalore, India

S. Choudhury, J. R. Komaragiri , D. Kumar, L. Panwar , P. C. Tiwari 



National Institute of Science Education and Research, HBNI, Bhubaneswar, India

S. Bahinipati ³⁰, D. Dash , C. Kar , P. Mal, T. Mishra , V. K. Muraleedharan Nair Bindhu, A. Nayak ³¹, D. K. Sahoo³⁰, N. Sur , S. K. Swain





Panjab University, Chandigarh, India

S. Bansal , S. B. Beri, V. Bhatnagar , G. Chaudhary , S. Chauhan , N. Dhingra ³², R. Gupta, A. Kaur, S. Kaur, P. Kumari , M. Meena, K. Sandeep , S. Sharma , J. B. Singh , A. K. Virdi 


University of Delhi, Delhi, India

A. Ahmed, A. Bhardwaj , B. C. Choudhary , R. B. Garg, M. Gola, S. Keshri , A. Kumar , M. Naimuddin , P. Priyanka , K. Ranjan, A. Shah 




Saha Institute of Nuclear Physics, HBNI, Kolkata, India

































































































M. Bharti³³, R. Bhattacharya, S. Bhattacharya , D. Bhowmik, S. Dutta, S. Ghosh, B. Gomber ³⁴, M. Maity³⁵, S. Nandan, P. Palit , P. K. Rout , G. Saha, B. Sahu , S. Sarkar, M. Sharan, B. Singh³³, S. Thakur³³

Indian Institute of Technology Madras, Madras, India









P. K. Behera , S. C. Behera, P. Kalbhor , A. Muhammad, R. Pradhan, P. R. Pujahari, A. Sharma , A. K. Sikdar

Bhabha Atomic Research Centre, Mumbai, India






D. Dutta , V. Kumar , K. Naskar³⁶, P. K. Netrakanti, L. M. Pant, P. Shukla 

Tata Institute of Fundamental Research-A, Mumbai, IndiaT. Aziz, M. A. Bhat, S. Dugad, R. Kumar Verma , G. B. Mohanty , U. Sarkar **Tata Institute of Fundamental Research-B, Mumbai, India**S. Banerjee , S. Bhattacharya, S. Chatterjee , R. Chudasama, M. Guchait, S. Karmakar, S. Kumar, G. Majumder, K. Mazumdar, S. Mukherjee , D. Roy **Indian Institute of Science Education and Research (IISER), Pune, India**S. Dube , B. Kansal, S. Pandey , A. Rane , A. Rastogi , S. Sharma **Isfahan University of Technology, Isfahan, Iran**H. Bakhshiansohi ³⁷, M. Zeinali³⁸**Institute for Research in Fundamental Sciences (IPM), Tehran, Iran**S. Chenarani³⁹, S. M. Etesami , M. Khakzad , M. Mohammadi Najafabadi **University College Dublin, Dublin, Ireland**M. Felcini , M. Grunewald **INFN Sezione di Bari^a, Bari, Italy, Università di Bari^b, Bari, Italy, Politecnico di Bari^c, Bari, Italy**M. Abbrescia ^{a,b}, R. Aly ^{a,b,40}, C. Aruta^{a,b}, A. Colaleo ^a, D. Creanza ^{a,c}, N. De Filippis ^{a,c}, M. De Palma ^{a,b}, A. Di Florio^{a,b}, A. Di Pilato ^{a,b}, W. Elmetenawee ^{a,b}, L. Fiore ^a, A. Gelmi ^{a,b}, M. Gul ^a, G. Iaselli ^{a,c}, M. Ince ^{a,b}, S. Lezki ^{a,b}, G. Maggi ^{a,c}, M. Maggi ^a, I. Margjeka^{a,b}, V. Mastrapasqua ^{a,b}, J. A. Merlin^a, S. My ^{a,b}, S. Nuzzo ^{a,b}, A. Pompili ^{a,b}, G. Pugliese ^{a,c}, A. Ranieri ^a, G. Selvaggi ^{a,b}, L. Silvestris ^a, F. M. Simone ^{a,b}, R. Venditti ^a, P. Verwilligen ^a**INFN Sezione di Bologna^a, Bologna, Italy, Università di Bologna^b, Bologna, Italy**G. Abbiendi ^a, C. Battilana ^{a,b}, D. Bonacorsi ^{a,b}, L. Borgonovi^a, S. Braibant-Giacomelli ^{a,b}, R. Campanini ^{a,b}, P. Capiluppi ^{a,b}, A. Castro ^{a,b}, F. R. Cavallo ^a, C. Ciocca ^a, M. Cuffiani ^{a,b}, G. M. Dallavalle ^a, T. Diotallevi ^{a,b}, F. Fabbri ^a, A. Fanfani ^{a,b}, E. Fontanesi^{a,b}, P. Giacomelli ^a, L. Giommi ^{a,b}, C. Grandi ^a, L. Guiducci^{a,b}, F. Iemmi^{a,b}, S. Lo Meo^{a,41}, S. Marcellini ^a, G. Masetti ^a, F. L. Navarria ^{a,b}, A. Perrotta ^a, F. Primavera ^{a,b}, A. M. Rossi ^{a,b}, T. Rovelli ^{a,b}, G. P. Siroli ^{a,b}, N. Tosi ^a**INFN Sezione di Catania^a, Catania, Italy, Università di Catania^b, Catania, Italy**S. Albergo ^{a,b,42}, S. Costa ^{a,b,42}, A. Di Mattia ^a, R. Potenza^{a,b}, A. Tricomi ^{a,b,42}, C. Tuve ^{a,b}**INFN Sezione di Firenze^a, Firenze, Italy, Università di Firenze^b, Firenze, Italy**G. Barbagli ^a, A. Cassese ^a, R. Ceccarelli^{a,b}, V. Ciulli ^{a,b}, C. Civinini ^a, R. D'Alessandro ^{a,b}, F. Fiori^a, E. Focardi ^{a,b}, G. Latino ^{a,b}, P. Lenzi ^{a,b}, M. Lizzo^{a,b}, M. Meschini ^a, S. Paoletti ^a, R. Seidita^{a,b}, G. Sguazzoni ^a, L. Viliani ^a**INFN Laboratori Nazionali di Frascati, Frascati, Italy**L. Benussi , S. Bianco , D. Piccolo **INFN Sezione di Genova^a, Genova, Italy, Università di Genova^b, Genoa, Italy**M. Bozzo ^{a,b}, F. Ferro ^a, R. Mulargia^{a,b}, E. Robutti ^a, S. Tosi ^{a,b}**INFN Sezione di Milano-Bicocca^a, Milano, Italy, Università di Milano-Bicocca^b, Milan, Italy**A. Benaglia ^a, A. Beschi^{a,b}, F. Brivio^{a,b}, F. Cetorelli^{a,b}, V. Ciriolo^{a,b,20}, F. De Guio ^{a,b}, M. E. Dinardo ^{a,b}, P. Dini ^a, S. Gennai ^a, A. Ghezzi ^{a,b}, P. Govoni ^{a,b}, L. Guzzi ^{a,b}, M. Malberti^a, S. Malvezzi ^a, A. Massironi ^a, D. Menasce ^a, F. Monti ^{a,b}, L. Moroni ^a, M. Paganoni ^{a,b}, D. Pedrini ^a, S. Ragazzi ^{a,b}, T. Tabarelli de Fatis ^{a,b}, D. Valsecchi^{a,b,20}, D. Zuolo ^{a,b}**INFN Sezione di Napoli^a, Napoli, Italy, Università di Napoli 'Federico II'^b, Napoli, Italy, Università della Basilicata^c, Potenza, Italy, Università G. Marconi^d, Rome, Italy**S. Buontempo ^a, N. Cavallo ^{a,c}, A. De Iorio ^{a,b}, F. Fabozzi ^{a,c}, F. Fienga ^a, A. O. M. Iorio ^{a,b}, L. Lista ^{a,b}, S. Meola ^{a,d,20}, P. Paolucci ^{a,20}, B. Rossi ^a, C. Sciacca ^{a,b}, E. Voevodina^{a,b}

INFN Sezione di Padova^a, Padova, Italy, Università di Padova^b, Padova, Italy, Università di Trento^c, Trento, Italy

P. Azzi , N. Bacchetta , D. Bisello , P. Bortignon , A. Bragagnolo , R. Carlin , P. Checchia , P. De Castro Manzano , T. Dorigo , F. Gasparini , U. Gasparini , S. Y. Hoh , L. Layer^{a,43}, M. Margoni , A. T. Meneguzzo , M. Presilla , P. Ronchese , R. Rossin^{a,b}, F. Simonetto , G. Strong , M. Tosi , H. YARAR^{a,b}, M. Zanetti , P. Zotto , A. Zucchetta , G. Zumerle









INFN Sezione di Pavia^a, Pavia, Italy, Università di Pavia^b, Pavia, Italy

C. Aimè^{a,b}, A. Braghieri , S. Calzaferri^{a,b}, D. Fiorina , P. Montagna^{a,b}, S. P. Ratti^{a,b}, V. Re , M. Ressegotti , C. Riccardi , P. Salvini , I. Vai , P. Vitulo









INFN Sezione di Perugia^a, Perugia, Italy, Università di Perugia^b, Perugia, Italy

M. Biasini , G. M. Bilei , D. Ciangottini , L. Fanò , P. Lariccia^{a,b}, G. Mantovani^{a,b}, V. Mariani^{a,b}, M. Menichelli , F. Moscatelli , A. Piccinelli , A. Rossi , A. Santocchia , D. Spiga , T. Tedeschi









INFN Sezione di Pisa^a, Pisa, Italy, Università di Pisa^b, Pisa, Italy, Scuola Normale Superiore di Pisa^c, Pisa, Italy, Università di Siena^d, Siena, Italy

K. Androsov , P. Azzurri , G. Bagliesi , V. Bertacchi , L. Bianchini , T. Boccali , R. Castaldi , M. A. Ciocci , R. Dell'Orso , M. R. Di Domenico^{a,d}, S. Donato , L. Giannini , A. Giassi , M. T. Grippo , F. Ligabue , E. Manca , G. Mandorli , A. Messineo , F. Palla , G. Ramirez-Sanchez^{a,c}, A. Rizzi , G. Rolandi , S. Roy Chowdhury^{a,c}, A. Scribano^a, N. Shafiei , P. Spagnolo , R. Tenchini , G. Tonelli , N. Turini , A. Venturi , P. G. Verdini

INFN Sezione di Roma^a, Rome, Italy, Sapienza Università di Roma^b, Rome, Italy

F. Cavallari , M. Cipriani , D. Del Re , E. Di Marco , M. Diemoz , E. Longo , P. Meridiani , G. Organtini , F. Pandolfi^a, R. Paramatti , C. Quaranta^{a,b}, S. Rahatlou , C. Rovelli , F. Santanastasio , L. Soffi , R. Tramontano^{a,b}

INFN Sezione di Torino^a, Torino, Italy, Università di Torino^b, Torino, Italy, Università del Piemonte Orientale^c, Novara, Italy

N. Amapane , R. Arcidiacono , S. Argiro , M. Arneodo , N. Bartosik , R. Bellan , A. Bellora , J. Berenguer Antequera , C. Biino , A. Cappati^{a,b}, N. Cartiglia , S. Cometti , M. Costa , R. Covarelli , N. Demaria , B. Kiani , F. Legger , C. Mariotti , S. Maselli , E. Migliore , V. Monaco , E. Monteil , M. Monteno , M. M. Obertino , G. Ortona , L. Pacher , N. Pastrone , M. Pelliccioni , G. L. Pinna Angioni^{a,b}, M. Ruspa , R. Salvatico , F. Siviero , V. Sola , A. Solano , D. Soldi , A. Staiano , M. Tornago^{a,b}, D. Trocino

INFN Sezione di Trieste^a, Trieste, Italy, Università di Trieste^b, Trieste, Italy

S. Belforte , V. Candelise , M. Casarsa , F. Cossutti , A. Da Rold , G. Della Ricca , F. Vazzoler 

Kyungpook National University, Daegu, Korea

S. Dogra , C. Huh , B. Kim , D. H. Kim , G. N. Kim , J. Lee , S. W. Lee , C. S. Moon , Y. D. Oh , S. I. Pak , B. C. Radburn-Smith , S. Sekmen , Y. C. Yang

Chonnam National University, Institute for Universe and Elementary Particles, Kwangju, Korea

H. Kim , D. H. Moon 

Hanyang University, Seoul, Korea

B. Francois , T. J. Kim , J. Park 

Korea University, Seoul, Korea


S. Cho , S. Choi , Y. Go , S. Ha , B. Hong , K. Lee , K. S. Lee , J. Lim , J. Park , S. K. Park , J. Yoo

Department of Physics, Kyung Hee University, Seoul, Republic of Korea


J. Goh , A. Gurtu 

Sejong University, Seoul, KoreaH. S. Kim , Y. Kim**Seoul National University, Seoul, Korea**J. Almond, J. H. Bhyun, J. Choi, S. Jeon, J. Kim, J. S. Kim, S. Ko, H. Kwon, H. Lee , K. Lee, S. Lee, K. Nam, B. H. Oh, M. Oh , S. B. Oh, H. Seo , U. K. Yang, I. Yoon **University of Seoul, Seoul, Korea**D. Jeon, J. H. Kim, B. Ko, J. S. H. Lee , I. C. Park, Y. Roh, D. Song, I. J. Watson **Department of Physics, Yonsei University, Seoul, Korea**

H. D. Yoo

Sungkyunkwan University, Suwon, KoreaY. Choi, C. Hwang, Y. Jeong, H. Lee, Y. Lee, I. Yu **College of Engineering and Technology, American University of the Middle East (AUM), Egaila, Dasman, Kuwait**

Y. Maghrbi

Riga Technical University, Riga, LatviaV. Veckalns ⁴⁴**Vilnius University, Vilnius, Lithuania**A. Juodagalvis , A. Rinkevicius , G. Tamulaitis , A. Vaitkevicius**National Centre for Particle Physics, Universiti Malaya, Kuala Lumpur, Malaysia**

W. A. T. Wan Abdullah, M. N. Yusli, Z. Zolkapli

Universidad de Sonora (UNISON), Hermosillo, MexicoJ. F. Benitez , A. Castaneda Hernandez , J. A. Murillo Quijada , L. Valencia Palomo **Centro de Investigacion y de Estudios Avanzados del IPN, Mexico City, Mexico**G. Ayala, H. Castilla-Valdez, E. De La Cruz-Burelo , I. Heredia-De La Cruz ⁴⁵, R. Lopez-Fernandez, C. A. Mondragon Herrera, D. A. Perez Navarro, A. Sanchez-Hernandez **Universidad Iberoamericana, Mexico City, Mexico**S. Carrillo Moreno, C. Oropeza Barrera , M. Ramirez-Garcia , F. Vazquez Valencia**Benemerita Universidad Autonoma de Puebla, Puebla, Mexico**

J. Eysermans, I. Pedraza, H. A. Salazar Ibarquen, C. Uribe Estrada

Universidad Autónoma de San Luis Potosí, San Luis Potosí, MexicoA. Morelos Pineda **University of Montenegro, Podgorica, Montenegro**J. Mijuskovic⁴, N. Raicevic**University of Auckland, Auckland, New Zealand**D. Krofcheck **University of Canterbury, Christchurch, New Zealand**S. Bheesette, P. H. Butler **National Centre for Physics, Quaid-I-Azam University, Islamabad, Pakistan**A. Ahmad, M. I. Asghar, A. Awais, M. I. M. Awan, H. R. Hoorani, W. A. Khan, M. A. Shah, M. Shoaib , M. Waqas **AGH University of Science and Technology Faculty of Computer Science, Electronics and Telecommunications, Kraków, Poland**

V. Avati, L. Grzanka, M. Malawski

National Centre for Nuclear Research, Swierk, PolandH. Bialkowska, M. Bluj , B. Boimska , T. Frueboes, M. Górski, M. Kazana, M. Szleper , P. Traczyk , P. Zalewski


Institute of Experimental Physics, Faculty of Physics, University of Warsaw, Warsaw, Poland

K. Bunkowski, K. Doroba, A. Kalinowski , M. Konecki , J. Krolikowski , M. Walczak 




Laboratório de Instrumentação e Física Experimental de Partículas, Lisbon, Portugal

M. Araujo, P. Bargassa , D. Bastos, A. Boletti , P. Faccioli , M. Gallinaro , J. Hollar , N. Leonardo , T. Niknejad, J. Seixas , K. Shchelina , O. Toldaiev , J. Varela 





Joint Institute for Nuclear Research, Dubna, Russia

A. Baginyan, P. Bunin, Y. Ershov, A. Golunov, I. Golutvin, N. Gorbounov, I. Gorbunov , A. Kamenev, V. Karjavine, A. Lanev, A. Malakhov, V. Matveev^{46,47}, V. Palichik, V. Perelygin, M. Savina, V. Shalaev, S. Shmatov, O. Teryaev, N. Voytishin, B. S. Yuldashev⁴⁸, A. Zarubin, I. Zhizhin



Petersburg Nuclear Physics Institute, Gatchina (St. Petersburg), Russia

G. Gavrillov , V. Golovtsov, Y. Ivanov, V. Kim , E. Kuznetsova⁵⁰, V. Murzin, V. Oreshkin, I. Smirnov, D. Sosnov , V. Sulimov, L. Uvarov, S. Volkov, A. Vorobeyev

Institute for Nuclear Research, Moscow, Russia

Yu. Andreev , A. Dermenev, S. Gninenko , N. Golubev, A. Karneyev , M. Kirsanov, N. Krasnikov, A. Pashenkov, G. Pivovarov , D. Tlisov[†], A. Toropin

Institute for Theoretical and Experimental Physics named by A.I. Alikhanov of NRC ‘Kurchatov Institute’, Moscow, Russia

V. Epshteyn, V. Gavrillov, N. Lychkovskaya, A. Nikitenko⁵¹, V. Popov, G. Safronov , A. Spiridonov, A. Stepenov, M. Toms, E. Vlasov , A. Zhokin


Moscow Institute of Physics and Technology, Moscow, Russia

T. Aushev







National Research Nuclear University ‘Moscow Engineering Physics Institute’ (MEPhI), Moscow, Russia

R. Chistov , M. Danilov , A. Oskin, P. Parygin, S. Polikarpov 


P.N. Lebedev Physical Institute, Moscow, Russia

V. Andreev, M. Azarkin, I. Dremin , M. Kirakosyan, A. Terkulov

Skobeltsyn Institute of Nuclear Physics, Lomonosov Moscow State University, Moscow, Russia

A. Belyaev, E. Boos , V. Bunichev, M. Dubinin , L. Dudko , A. Gribushin, V. Klyukhin , O. Kodolova , I. Lokhtin , S. Obraztsov, M. Perfilov, S. Petrushanko, V. Savrin

Novosibirsk State University (NSU), Novosibirsk, Russia

V. Blinov⁵⁵, T. Dimova⁵⁵, L. Kardapol'tsev⁵⁵, I. Ovtin⁵⁵, Y. Skovpen 



Institute for High Energy Physics of National Research Centre ‘Kurchatov Institute’, Protvino, Russia

I. Azhgirey , I. Bayshev, V. Kachanov, A. Kalinin, D. Konstantinov , V. Petrov, R. Ryutin, A. Sobol, S. Troshin , N. Tyurin, A. Uzunian, A. Volkov

National Research Tomsk Polytechnic University, Tomsk, Russia

A. Babaev, A. Iuzhakov, V. Okhotnikov, L. Sukhikh























Tomsk State University, Tomsk, Russia

V. Borchsh, V. Ivanchenko , E. Tcherniaev 

University of Belgrade: Faculty of Physics and VINCA Institute of Nuclear Sciences, Belgrade, Serbia

P. Adzic , P. Cirkovic , M. Dordevic , P. Milenovic , J. Milosevic 










Centro de Investigaciones Energéticas Medioambientales y Tecnológicas (CIEMAT), Madrid, Spain

M. Aguilar-Benitez, J. Alcaraz Maestre , A. Álvarez Fernández, I. Bachiller, M. Barrio Luna, Cristina F. Bedoya , J. A. Brochero Cifuentes , C. A. Carrillo Montoya , M. Cepeda , M. Cerrada, N. Colino , B. De La Cruz, A. Delgado Peris , J. P. Fernández Ramos , J. Flix , M. C. Fouz , A. García Alonso, O. Gonzalez Lopez , S. Goy Lopez , J. M. Hernandez , M. I. Josa , J. León Holgado , D. Moran, Á. Navarro Tobar , A. Pérez-Calero Yzquierdo , J. Puerta Pelayo , I. Redondo , L. Romero, S. Sánchez Navas, M. S. Soares , A. Triossi , L. Urda Gómez , C. Willmott

Universidad Autónoma de Madrid, Madrid, Spain

C. Albajar, J. F. de Trocóniz, R. Reyes-Almanza 

Instituto Universitario de Ciencias y Tecnologías Espaciales de Asturias (ICTEA), Universidad de Oviedo, Oviedo, Spain

B. Alvarez Gonzalez , J. Cuevas , C. Erice , J. Fernandez Menendez , S. Folgueras , I. Gonzalez Caballero , E. Palencia Cortezon , C. Ramón Álvarez, J. Ripoll Sau, V. Rodríguez Bouza , S. Sanchez Cruz , A. Trapote


Instituto de Física de Cantabria (IFCA), CSIC-Universidad de Cantabria, Santander, Spain

I. J. Cabrillo, A. Calderon , B. Chazin Quero, J. Duarte Campderros , M. Fernandez , P. J. Fernández Manteca , G. Gomez, C. Martinez Rivero, P. Martinez Ruiz del Arbol , F. Matorras , J. Piedra Gomez , C. Prieels, F. Ricci-Tam , T. Rodrigo , A. Ruiz-Jimeno , L. Scodellaro , I. Vila, J. M. Vizan Garcia 



University of Colombo, Colombo, Sri Lanka

M K Jayananda, B. Kailasapathy⁵⁷, D. U. J. Sonnadara, DDC Wickramaratna

Department of Physics, University of Ruhuna, Matara, Sri Lanka

W. G. D. Dharmaratna , K. Liyanage, N. Perera, N. Wickramage
















CERN, European Organization for Nuclear Research, Geneva, Switzerland

T. K. Aarrestad , D. Abbaneo, B. Akgun, E. Auffray, G. Auzinger, J. Baechler, P. Baillon, A. H. Ball, D. Barney , J. Bendavid, N. Beni, M. Bianco , A. Bocci , E. Bossini , E. Brondolin, T. Camporesi, M. Capeans Garrido , G. Cerminara, L. Cristella , D. d'Enterria , A. Dabrowski , N. Daci , V. Daponte, A. David , A. De Roeck , M. Deile , R. Di Maria , M. Dobson, M. Dünser , N. Dupont, A. Elliott-Peisert, N. Emriskova, F. Fallavollita⁵⁸, D. Fasanella , S. Fiorendi , A. Florent , G. Franzoni , J. Fulcher , W. Funk, S. Giani, D. Gigi, K. Gill, F. Glege, L. Gouskos , M. Guilbaud , D. Gulhan, M. Haranko , J. Hegeman , Y. Iiyama , V. Innocente , T. James, P. Janot , J. Kaspar , J. Kieseler , M. Komm , N. Kratochwil, C. Lange , S. Laurila, P. Lecoq , K. Long , C. Lourenço , L. Malgeri , S. Mallios, M. Mannelli, F. Meijers, S. Mersi , E. Meschi , F. Moortgat , M. Mulders , J. Niedziela , S. Orfanelli, L. Orsini, F. Pantaleo , L. Pape, E. Perez, M. Peruzzi , A. Petrilli, G. Petrucciani , A. Pfeiffer , M. Pierini , T. Quast, D. Rabadý , A. Racz, M. Rieger , M. Rovere, H. Sakulin, J. Salfeld-Nebgen , S. Scarfi, C. Schäfer, C. Schwick, M. Selvaggi , A. Sharma, P. Silva , W. Snoeys , P. Sphicas , S. Summers , V. R. Tavolaro , D. Treille, A. Tsirou, G. P. Van Onsem , A. Vartak , M. Verzetti , K. A. Wozniak, W. D. Zeuner












Paul Scherrer Institut, Villigen, Switzerland

L. Caminada , W. Erdmann, R. Horisberger, Q. Ingram, H. C. Kaestli, D. Kotlinski, U. Langenegger, T. Rohe

ETH Zurich-Institute for Particle Physics and Astrophysics (IPA), Zurich, Switzerland

M. Backhaus , P. Berger, A. Calandri , N. Chernyavskaya , A. De Cosa, G. Dissertori , M. Dittmar, M. Donegà, C. Dorfer , T. Gadek, T. A. Gómez Espinosa , C. Grab , D. Hits, W. Lustermann, A.-M. Lyon, R. A. Manzoni , M. T. Meinhard, F. Micheli, F. Nessi-Tedaldi, F. Pauss, V. Perovic, G. Perrin, S. Pigazzini , M. G. Ratti , M. Reichmann, C. Reissel, T. Reitenspiess, B. Ristic , D. Ruini, D. A. Sanz Becerra , M. Schönenberger , V. Stampf, J. Stegmann , M. L. Vesterbacka Olsson, R. Wallny , D. H. Zhu







Universität Zürich, Zurich, Switzerland

C. AMSler , C. Botta , D. Brzhechko, M. F. Canelli , R. Del Burgo, J. K. Heikkilä , M. Huwiler, A. Jofrehei , B. Kilminster , S. Leontsinis , A. Macchiolo , P. Meiring, V. M. Mikuni , U. Molinatti, I. Neutelings, G. Rauco, A. Reimers, P. Robmann, K. Schweiger , Y. Takahashi 




National Central University, Chung-Li, Taiwan

C. Adloff⁶³, C. M. Kuo, W. Lin, A. Roy , T. Sarkar , S. S. Yu












National Taiwan University (NTU), Taipei, Taiwan

L. Ceard, P. Chang , Y. Chao, K. F. Chen , P. H. Chen , W.-S. Hou , Y.y. Li, R.-S. Lu, E. Paganis , A. Psallidas, A. Steen, E. Yazgan 



Department of Physics, Faculty of Science, Chulalongkorn University, Bangkok, Thailand

B. Asavapibhop , C. Asawatangtrakuldee , N. Srimanobhas 

Physics Department, Science and Art Faculty, Çukurova University, Adana, Turkey

F. Boran , S. Damarseekin⁶⁴, Z. S. Demiroglu , F. Dolek , C. Dozen ⁶⁵, I. Dumanoglu ⁶⁶, E. Eskut, G. Gokbulut, Y. Guler , E. Gurpinar Guler ⁶⁷, I. Hos⁶⁸, C. Isik, E. E. Kangal⁶⁹, O. Kara, A. Kayis Topaksu, U. Kiminsu , G. Onengut, K. Ozdemir⁷⁰, A. Polatoz, A. E. Simsek , B. Tali⁷¹, U. G. Tok , S. Turkcapar, I. S. Zorbakir , C. Zorbilmez

Physics Department, Middle East Technical University, Ankara, Turkey

B. Isildak⁷², G. Karapinar⁷³, K. Ocalan , M. Yalvac ⁷⁵


Bogazici University, Istanbul, Turkey

I. O. Atakisi , E. Gülmez , M. Kaya ⁷⁶, O. Kaya⁷⁷, Ö. Özçelik, S. Tekten⁷⁸, E. A. Yetkin ⁷⁹

Istanbul Technical University, Istanbul, Turkey

A. Cakir , K. Cankocak ⁶⁶, Y. Komurcu, S. Sen ⁸⁰

Istanbul University, Istanbul, Turkey

F. Aydogmus Sen, S. Cerci⁷¹, B. Kaynak, S. Ozkorucuklu, D. Sunar Cerci ⁷¹













Institute for Scintillation Materials of National Academy of Science of Ukraine, Kharkov, Ukraine

B. Grynyov








National Scientific Center, Kharkov Institute of Physics and Technology, Kharkov, Ukraine

L. Levchuk 





















University of Bristol, Bristol, UK

E. Bhal , S. Bologna, J. J. Brooke , E. Clement , D. Cussans , H. Flacher , J. Goldstein , G. P. Heath, H. F. Heath , L. Kreczko , B. Krikler , S. Paramesvaran, T. Sakuma , S. Seif El Nasr-Storey, V. J. Smith, N. Stylianou ⁸¹, J. Taylor, A. Titterton 






Rutherford Appleton Laboratory, Didcot, UK

K. W. Bell, A. Belyaev ⁸², C. Brew , R. M. Brown, D. J. A. Cockerill, K. V. Ellis, K. Harder, S. Harper, J. Linacre , K. Manolopoulos, D. M. Newbold , E. Olaiya, D. Petyt, T. Reis , T. Schuh, C. H. Shepherd-Themistocleous, A. Thea , I. R. Tomalin, T. Williams 

Imperial College, London, UK

R. Bainbridge , P. Bloch , S. Bonomally, J. Borg , S. Breeze, O. Buchmuller, A. Bundock , V. Cepaitis , G. S. Chahal ⁸³, D. Colling, P. Dauncey , G. Davies , M. Della Negra , G. Fedi , G. Hall , G. Iles, J. Langford, L. Lyons, A.-M. Magnan, S. Malik, A. Martelli , V. Milosevic , J. Nash ⁸⁴, V. Palladino , M. Pesaresi, D. M. Raymond, A. Richards, A. Rose, E. Scott , C. Seez, A. Shtipliyski, M. Stoye, A. Tapper , K. Uchida, T. Virdee ²⁰, N. Wardle , S. N. Webb , D. Winterbottom, A. G. Zecchinelli

Brunel University, Uxbridge, UK

J. E. Cole , P. R. Hobson , A. Khan, P. Kyberd , C. K. Mackay, I. D. Reid , L. Teodorescu, S. Zahid 

Baylor University, Waco, TX, USA

S. Abdullin , A. Brinkerhoff , K. Call, B. Caraway , J. Dittmann , K. Hatakeyama , A. R. Kanuganti, C. Madrid, B. McMaster , N. Pastika, S. Sawant, C. Smith , J. Wilson 

Catholic University of America, Washington, DC, USA

R. Bartek , A. Dominguez , R. Uniyal , A. M. Vargas Hernandez















The University of Alabama, Tuscaloosa, AL, USA

A. Buccilli , O. Charaf, S. I. Cooper , S. V. Gleyzer , C. Henderson , P. Rumerio , C. West 

Boston University, Boston, MA, USA

A. Akpınar , A. Albert , D. Arcaro , C. Cosby , Z. Demiragli , D. Gastler, J. Rohlf , K. Salyer , D. Sperka, D. Spitzbart , I. Suarez , S. Yuan, D. Zou








Brown University, Providence, Rhode Island, USA

G. Benelli , B. Burkle , X. Coubez²¹, D. Cutts , Y. t. Duh, M. Hadley , U. Heintz , J. M. Hogan ⁸⁵, K. H. M. Kwok, E. Laird , G. Landsberg , K. T. Lau , J. Lee , M. Narain, S. Sagir ⁸⁶, R. Syarif , E. Usai , W. Y. Wong, D. Yu , W. Zhang

University of California, Davis, Davis, CA, USA

R. Band , C. Brainerd , R. Breedon, M. Calderon De La Barca Sanchez, M. Chertok , J. Conway , R. Conway, P. T. Cox, R. Erbacher, C. Flores, G. Funk, F. Jensen , W. Ko[†], O. Kukral, R. Lander, M. Mulhearn , D. Pellett, J. Pilot, M. Shi, D. Taylor , K. Tos, M. Tripathi , Y. Yao , F. Zhang 















University of California, Los Angeles, CA, USA

M. Bachtis , R. Cousins , A. Dasgupta, D. Hamilton, J. Hauser , M. Ignatenko, T. Lam, N. Mccoll , W. A. Nash, S. Regnard , D. Saltzberg , C. Schnaible, B. Stone, V. Valuev 









University of California, Riverside, Riverside, CA, USA

K. Burt, Y. Chen, R. Clare , J. W. Gary , G. Hanson , G. Karapostoli , O. R. Long , N. Manganelli, M. Olmedo Negrete, M. I. Paneva, W. Si , S. Wimpenny, Y. Zhang

University of California, San Diego, La Jolla, CA, USA

J. G. Branson, P. Chang , S. Cittolin, S. Cooperstein , N. Deelen , J. Duarte , R. Gerosa , D. Gilbert , V. Krutelyov , J. Letts , M. Masciovecchio , S. May , S. Padhi, M. Pieri , V. Sharma , M. Tadel, F. Würthwein , A. Yagil 

Department of Physics, University of California, Santa Barbara, Santa Barbara, CA, USA

N. Amin, C. Campagnari , M. Citron , A. Dorsett, V. Dutta , J. Incandela , B. Marsh, H. Mei, A. Ovcharova, H. Qu , M. Quinnan , J. Richman, U. Sarica , D. Stuart, S. Wang 

California Institute of Technology, Pasadena, CA, USA

A. Bornheim , O. Cerri, I. Dutta , J. M. Lawhorn , N. Lu , J. Mao, H.B. Newman , J. Ngadiuba , T. Q. Nguyen , J. Pata, M. Spiropulu , J. R. Vlimant , C. Wang , S. Xie , Z. Zhang , R. Y. Zhu 















Carnegie Mellon University, Pittsburgh, PA, USA

J. Alison , M. B. Andrews, T. Ferguson , T. Mudholkar , M. Paulini , M. Sun, I. Vorobiev














































University of Colorado Boulder, Boulder, CO, USA

J. P. Cumalat , W. T. Ford , E. MacDonald, T. Mulholland, R. Patel, A. Perloff , K. Stenson , K. A. Ulmer , S. R. Wagner 














Cornell University, Ithaca, NY, USA

J. Alexander , Y. Cheng , J. Chu , D. J. Cranshaw , A. Datta , A. Frankenthal , K. McDermott , J. Monroy , J. R. Patterson , D. Quach , A. Ryd, W. Sun , S. M. Tan, Z. Tao , J. Thom , P. Wittich , M. Zientek

Fermi National Accelerator Laboratory, Batavia, IL, USA

M. Albrow , M. Alyari , G. Apollinari, A. Apresyan , A. Apyan , S. Banerjee, L. A. T. Bauerdick , A. Beretvas , D. Berry , J. Berryhill , P. C. Bhat, K. Burkett , J. N. Butler, A. Canepa, G. B. Cerati , H. W. K. Cheung , F. Chlebana, M. Cremonesi, V. D. Elvira , J. Freeman, Z. Gecse, E. Gottschalk , L. Gray, D. Green, S. Grünendahl , O. Gutsche , R. M. Harris , S. Hasegawa, R. Heller, T. C. Herwig , J. Hirschauer , B. Jayatilaka , S. Jindariani, M. Johnson, U. Joshi, P. Klabbers , T. Klijnsma , B. Klima , M. J. Kortelainen , S. Lammel , D. Lincoln , R. Lipton, M. Liu, T. Liu, J. Lykken, K. Maeshima, D. Mason, P. McBride , P. Merkel, S. Mrenna , S. Nahn , V. O'Dell, V. Papadimitriou, K. Pedro , C. Pena ⁵⁴, O. Prokofyev, F. Ravera , A. Reinsvold Hall , L. Ristori , B. Schneider , E. Sexton-Kennedy , N. Smith , A. Soha , W. J. Spalding , L. Spiegel, S. Stoynev , J. Strait , L. Taylor , S. Tkaczyk, N. V. Tran , L. Uplegger , E. W. Vaandering , H. A. Weber , A. Woodard




University of Florida, Gainesville, FL, USA

D. Acosta , P. Avery, D. Bourilkov , L. Cadamuro , V. Cherepanov, F. Errico , R. D. Field, D. Guerrero, B. M. Joshi , M. Kim, J. Konigsberg , A. Korytov, K. H. Lo, K. Matchev , N. Menendez , G. Mitselmakher , D. Rosenzweig, K. Shi , J. Sturdy , J. Wang , S. Wang , X. Zuo
















Florida State University, Tallahassee, FL, USA

T. Adams , A. Askew , D. Diaz , R. Habibullah , S. Hagopian , V. Hagopian, K. F. Johnson, R. Khurana, T. Kolberg , G. Martinez, H. Prosper , C. Schiber, R. Yohay , J. Zhang











Florida Institute of Technology, Melbourne, FL, USA

M. M. Baarmand , S. Butalla, T. Elkafrawy ⁸⁷, M. Hohlmann , D. Noonan , M. Rahmani, M. Saunders , F. Yumiceva 










University of Illinois at Chicago (UIC), Chicago, IL, USA

M. R. Adams, L. Apanasevich , H. Becerril Gonzalez , R. Cavanaugh , X. Chen , S. Dittmer, O. Evdokimov , C. E. Gerber , D. A. Hangal , D. J. Hofman , C. Mills , G. Oh , T. Roy, M. B. Tonjes , N. Varelas , J. Viinikainen , X. Wang, Z. Wu , Z. Ye 

The University of Iowa, Iowa City, IA, USA

M. Alhusseini , K. Dilsiz ⁸⁸, S. Durgut, R. P. Gandrajula , M. Haytmyradov, V. Khristenko, O. K. Köseyan , J.-P. Merlo, A. Mestvirishvili ⁸⁹, A. Moeller, J. Nachtman, H. Ogul ⁹⁰, Y. Onel , F. Ozok ⁹¹, A. Penzo, C. Snyder, E. Tiras , J. Wetzel 

Johns Hopkins University, Baltimore, MD, USA

O. Amram , B. Blumenfeld , L. Corcodilos , M. Eminizer , A. V. Gritsan , S. Kyriacou, P. Maksimovic , C. Mantilla , J. Roskes , M. Swartz, T. Á. Vámi 

The University of Kansas, Lawrence, KS, USA

C. Baldenegro Barrera , P. Baringer , A. Bean , A. Bylinkin , T. Isidori, S. Khalil , J. King, G. Krintiras , A. Kropivnitskaya , C. Lindsey, N. Minafra , M. Murray , C. Rogan , C. Royon, S. Sanders, E. Schmitz, J. D. Tapia Takaki , Q. Wang , J. Williams , G. Wilson 









Kansas State University, Manhattan, KS, USA

S. Duric, A. Ivanov , K. Kaadze , D. Kim, Y. Maravin , T. Mitchell, A. Modak, A. Mohammadi



















Lawrence Livermore National Laboratory, Livermore, CA, USA

F. Rebasoo, D. Wright






University of Maryland, College Park, MD, USA

E. Adams, A. Baden, O. Baron, A. Belloni , S. C. Eno , Y. Feng, N. J. Hadley , S. Jabeen , G. Y. Jeng , R. G. Kellogg, T. Koeth, A. C. Mignerey, S. Nabili, M. Seidel , A. Skuja , S. C. Tonwar, L. Wang, K. Wong 


Massachusetts Institute of Technology, Cambridge, MA, USA

D. Abercrombie, B. Allen , R. Bi, S. Brandt, W. Busza , I. A. Cali, Y. Chen , M. D'Alfonso , G. Gomez Ceballos, M. Goncharov, P. Harris, D. Hsu, M. Hu, M. Klute , D. Kovalskyi , J. Krupa, Y.-J. Lee , P. D. Luckey, B. Maier, A. C. Marini , C. McGinn, C. Mironov , S. Narayanan , X. Niu, C. Paus , D. Rankin , C. Roland , G. Roland, Z. Shi , G. S. F. Stephans , K. Sumorok, K. Tatar , D. Velicanu, J. Wang, T. W. Wang, Z. Wang , B. Wyslouch 






University of Minnesota, Minneapolis, MN, USA

R. M. Chatterjee, A. Evans , P. Hansen, J. Hiltbrand, Sh. Jain , M. Krohn, Y. Kubota, Z. Lesko , J. Mans , M. Revering, R. Rusack , R. Saradhy, N. Schroeder , N. Strobbe , M. A. Wadud

University of Mississippi, Oxford, MS, USA

J. G. Acosta, S. Oliveros 











University of Nebraska-Lincoln, Lincoln, NE, USA

K. Bloom , S. Chauhan , D. R. Claes, C. Fangmeier, L. Finco , F. Golf , J. R. González Fernández, I. Kravchenko , J. E. Siado, G. R. Snow[†], W. Tabb, F. Yan






State University of New York at Buffalo, Buffalo, NY, USA

G. Agarwal , H. Bandyopadhyay , C. Harrington, L. Hay , I. Iashvili , A. Kharchilava, C. McLean , D. Nguyen, J. Pekkanen , S. Rappoccio , B. Roozbahani









Northeastern University, Boston, MA, USA

G. Alverson , E. Barberis, C. Freer , Y. Haddad , A. Hortiangtham, J. Li , G. Madigan, B. Marzocchi , D. M. Morse , V. Nguyen, T. Orimoto , A. Parker, L. Skinnari , A. Tishelman-Charny, T. Wamorkar, B. Wang , A. Wisecarver, D. Wood 






Northwestern University, Evanston, IL, USA

S. Bhattacharya , J. Bueghly, Z. Chen , A. Gilbert , T. Gunter , K. A. Hahn, N. Odell, M. H. Schmitt , K. Sung, M. Velasco














University of Notre Dame, Notre Dame, IN, USA

R. Bucci, N. Dev , R. Goldouzian , M. Hildreth, K. Hurtado Anampa , C. Jessop , D. J. Karmgard, K. Lannon , N. Loukas , N. Marinelli, I. Mcalister, F. Meng, K. Mohrman, Y. Musienko⁴⁶, R. Ruchti, P. Siddireddy, S. Taroni , M. Wayne, A. Wightman, M. Wolf , L. Zygala

The Ohio State University, Columbus, OH, USA

J. Alimena , B. Bylsma, B. Cardwell, L. S. Durkin , B. Francis , C. Hill , A. Lefeld, B. L. Winer, B. R. Yates 













Princeton University, Princeton, NJ, USA

P. Das , G. Dezoort, P. Elmer , B. Greenberg , N. Haubrich, S. Higginbotham, A. Kalogeropoulos , G. Kopp, S. Kwan , D. Lange, M. T. Lucchini , J. Luo , D. Marlow , K. Mei , I. Ojalvo, J. Olsen , C. Palmer , P. Piroué, D. Stickland , C. Tully 

University of Puerto Rico, Mayaguez, PR, USA

S. Malik , S. Norberg




Purdue University, West Lafayette, IN, USA

V. E. Barnes , R. Chawla , S. Das , L. Gutay, M. Jones , A. W. Jung , G. Negro, N. Neumeister , C. C. Peng, S. Piperov , A. Purohit, H. Qiu, J. F. Schulte , M. Stojanovic¹⁷, N. Trevisani , F. Wang , A. Wildridge, R. Xiao , W. Xie 

Purdue University Northwest, Hammond, IN, USA

T. Cheng , J. Dolen , N. Parashar












Rice University, Houston, TX, USA

A. Baty , S. Dildick , K. M. Ecklund , S. Freed, F. J. M. Geurts , M. Kilpatrick , A. Kumar , W. Li, B. P. Padley , R. Redjimi, J. Roberts[†], J. Rorie, W. Shi , A. G. Stahl Leiton 

University of Rochester, Rochester, NY, USA

A. Bodek , P. de Barbaro, R. Demina , J. L. Dulemba , C. Fallon, T. Ferbel , M. Galanti, A. Garcia-Bellido , O. Hindrichs , A. Khukhunaishvili, E. Ranken, R. Taus









Rutgers, The State University of New Jersey, Piscataway, NJ, USA

B. Chiarito, J. P. Chou , A. Gandrakota , Y. Gershtein , E. Halkiadakis , A. Hart, M. Heindl , E. Hughes, S. Kaplan, O. Karacheban ²⁴, I. Laflotte, A. Lath , R. Montalvo, K. Nash, M. Osherson, S. Salur , S. Schnetzer, S. Somalwar , R. Stone, S. A. Thayil , S. Thomas, H. Wang 




University of Tennessee, Knoxville, TN, USA

H. Acharya, A. G. Delannoy , S. Spanier 







Texas A&M University, College Station, TX, USA

O. Bouhali ⁹², M. Dalchenko , A. Delgado , R. Eusebi, J. Gilmore, T. Huang, T. Kamon⁹³, H. Kim , S. Luo , S. Malhotra, R. Mueller, D. Overton, L. Perniè , D. Rathjens , A. Safonov 

Texas Tech University, Lubbock, TX, USA

N. Akchurin, J. Damgov, V. Hegde, S. Kunori, K. Lamichhane, S. W. Lee , T. Mengke, S. Muthumuni , T. Peltola , S. Undleeb, I. Volobouev, Z. Wang, A. Whitbeck

Vanderbilt University, Nashville, TN, USA

E. Appelt , S. Greene, A. Gurrola , R. Janjam, W. Johns, C. Maguire, A. Melo, H. Ni, K. Paden , F. Romeo , P. Sheldon , S. Tuo, J. Velkovska 












University of Virginia, Charlottesville, VA, USA

M. W. Arenton , B. Cox , G. Cummings , J. Hakala , R. Hirosky , M. Joyce , A. Ledovsky , A. Li, C. Neu , B. Tannenwald , Y. Wang, E. Wolfe , F. Xia

Wayne State University, Detroit, MI, USA

P. E. Karchin, N. Poudyal , P. Thapa

University of Wisconsin-Madison, Madison, WI, USA

K. Black , T. Bose , J. Buchanan , C. Caillol, S. Dasu , I. De Bruyn , P. Everaerts , C. Galloni, H. He, M. Herndon , A. Hervé, U. Hussain, A. Lanaro, A. Loeliger, R. Loveless, J. Madhusudanan Sreekala , A. Mallampalli, D. Pinna, A. Savin, V. Shang, V. Sharma , W. H. Smith , D. Teague, S. Trembath-reichert, W. Vetens 

† Deceased

- 1: Also at TU Wien, Wien, Austria
- 2: Also at Institute of Basic and Applied Sciences, Faculty of Engineering, Arab Academy for Science Technology and Maritime Transport, Alexandria, Egypt
- 3: Also at Université Libre de Bruxelles, Bruxelles, Belgium
- 4: Also at IRFU, CEA, Université Paris-Saclay, Gif-sur-Yvette, France
- 5: Also at Universidade Estadual de Campinas, Campinas, Brazil
- 6: Also at Federal University of Rio Grande do Sul, Porto Alegre, Brazil
- 7: Also at UFMS, Nova Andradina, Brazil
- 8: Also at Universidade Federal de Pelotas, Pelotas, Brazil
- 9: Also at Department of Physics, Nanjing Normal University, Nanjing, China
- 10: Also at University of Chinese Academy of Sciences, Beijing, China
- 11: Also at Institute for Theoretical and Experimental Physics named by A.I. Alikhanov of NRC ‘Kurchatov Institute’, Moscow, Russia
- 12: Also at Joint Institute for Nuclear Research, Dubna, Russia
- 13: Also at Cairo University, Cairo, Egypt
- 14: Also at Suez University, Suez, Egypt
- 15: Now at British University in Egypt, Cairo, Egypt
- 16: Also at Zewail City of Science and Technology, Zewail, Egypt
- 17: Also at Purdue University, West Lafayette, IN, USA
- 18: Also at Université de Haute Alsace, Mulhouse, France
- 19: Also at Erzincan Binali Yildirim University, Erzincan, Turkey
- 20: Also at CERN, European Organization for Nuclear Research, Geneva, Switzerland
- 21: Also at III. Physikalisches Institut A, RWTH Aachen University, Aachen, Germany
- 22: Also at University of Hamburg, Hamburg, Germany
- 23: Also at Isfahan University of Technology, Isfahan, Iran
- 24: Also at Brandenburg University of Technology, Cottbus, Germany
- 25: Also at Skobeltsyn Institute of Nuclear Physics, Lomonosov Moscow State University, Moscow, Russia
- 26: Also at Institute of Physics, University of Debrecen, Debrecen, Hungary
- 27: Also at Physics Department, Faculty of Science, Assiut University, Assiut, Egypt
- 28: Also at MTA-ELTE Lendület CMS Particle and Nuclear Physics Group, Eötvös Loránd University, Budapest, Hungary
- 29: Also at Institute of Nuclear Research ATOMKI, Debrecen, Hungary
- 30: Also at IIT Bhubaneswar, Bhubaneswar, India
- 31: Also at Institute of Physics, Bhubaneswar, India
- 32: Also at G.H.G. Khalsa College, Punjab, India
- 33: Also at Shoolini University, Solan, India
- 34: Also at University of Hyderabad, Hyderabad, India
- 35: Also at University of Visva-Bharati, Santiniketan, India

- 36: Also at Indian Institute of Technology (IIT), Mumbai, India
- 37: Also at Deutsches Elektronen-Synchrotron, Hamburg, Germany
- 38: Also at Sharif University of Technology, Tehran, Iran
- 39: Also at Department of Physics, University of Science and Technology of Mazandaran, Behshahr, Iran
- 40: Now at INFN Sezione di Bari, Bari, Italy, Università di Bari, Bari, Italy, Politecnico di Bari, Bari, Italy
- 41: Also at Italian National Agency for New Technologies, Energy and Sustainable Economic Development, Bologna, Italy
- 42: Also at Centro Siciliano di Fisica Nucleare e di Struttura Della Materia, Catania, Italy
- 43: Also at Università di Napoli 'Federico II', Naples, Italy
- 44: Also at Riga Technical University, Riga, Latvia
- 45: Also at Consejo Nacional de Ciencia y Tecnología, Mexico City, Mexico
- 46: Also at Institute for Nuclear Research, Moscow, Russia
- 47: Now at National Research Nuclear University 'Moscow Engineering Physics Institute' (MEPhI), Moscow, Russia
- 48: Also at Institute of Nuclear Physics of the Uzbekistan Academy of Sciences, Tashkent, Uzbekistan
- 49: Also at St. Petersburg State Polytechnical University, St. Petersburg, Russia
- 50: Also at University of Florida, Gainesville, Florida, USA
- 51: Also at Imperial College, London, UK
- 52: Also at Moscow Institute of Physics and Technology, Moscow, Russia
- 53: Also at P.N. Lebedev Physical Institute, Moscow, Russia
- 54: Also at California Institute of Technology, Pasadena, California, USA
- 55: Also at Budker Institute of Nuclear Physics, Novosibirsk, Russia
- 56: Also at Faculty of Physics, University of Belgrade, Belgrade, Serbia
- 57: Also at Trincomalee Campus, Eastern University, Nilaveli, Sri Lanka
- 58: Also at INFN Sezione di Pavia, Pavia, Italy, Università di Pavia, Pavia, Italy
- 59: Also at National and Kapodistrian University of Athens, Athens, Greece
- 60: Also at Universität Zürich, Zurich, Switzerland
- 61: Also at Ecole Polytechnique Fédérale Lausanne, Lausanne, Switzerland
- 62: Also at Stefan Meyer Institute for Subatomic Physics, Vienna, Austria
- 63: Also at Laboratoire d'Annecy-le-Vieux de Physique des Particules, IN2P3-CNRS, Annecy-le-Vieux, France
- 64: Also at Şirnak University, Sirnak, Turkey
- 65: Also at Department of Physics, Tsinghua University, Beijing, China
- 66: Also at Near East University, Research Center of Experimental Health Science, Nicosia, Turkey
- 67: Also at Beykent University, Istanbul, Turkey
- 68: Also at Istanbul Aydin University, Application and Research Center for Advanced Studies, Istanbul, Turkey
- 69: Also at Mersin University, Mersin, Turkey
- 70: Also at Piri Reis University, Istanbul, Turkey
- 71: Also at Adiyaman University, Adiyaman, Turkey
- 72: Also at Ozyegin University, Istanbul, Turkey
- 73: Also at Izmir Institute of Technology, Izmir, Turkey
- 74: Also at Necmettin Erbakan University, Konya, Turkey
- 75: Also at Bozok Universitetesi Rektörlüğü, Yozgat, Turkey
- 76: Also at Marmara University, Istanbul, Turkey
- 77: Also at Milli Savunma University, Istanbul, Turkey
- 78: Also at Kafkas University, Kars, Turkey
- 79: Also at Istanbul Bilgi University, Istanbul, Turkey
- 80: Also at Hacettepe University, Ankara, Turkey
- 81: Also at Vrije Universiteit Brussel, Brussel, Belgium
- 82: Also at School of Physics and Astronomy, University of Southampton, Southampton, UK
- 83: Also at IPPP Durham University, Durham, UK
- 84: Also at Monash University, Faculty of Science, Clayton, Australia
- 85: Also at Bethel University, St. Paul, Minneapolis, USA
- 86: Also at Karamanoğlu Mehmetbey University, Karaman, Turkey
- 87: Also at Ain Shams University, Cairo, Egypt
- 88: Also at Bingol University, Bingol, Turkey

- 89: Also at Georgian Technical University, Tbilisi, Georgia
- 90: Also at Sinop University, Sinop, Turkey
- 91: Also at Mimar Sinan University, Istanbul, Turkey
- 92: Also at Texas A&M University at Qatar, Doha, Qatar
- 93: Also at Kyungpook National University, Daegu, Korea