





# Magnetotelluric data and 3-D electrical conductivity model of Corbetti volcano in the Main Ethiopian Rift

**Model****Author(s):**

[Dambly, Luise](#) ; [Samrock, Friedemann](#) ; [Grayver, Alexander](#) ; Eysteinnsson, Hjalmar; [Saar, Martin O.](#) 

**Publication date:**

2023-11-15

**Permanent link:**

<https://doi.org/10.3929/ethz-b-000640633>

**Rights / license:**

[Creative Commons Attribution-NonCommercial 4.0 International](#)

Supplementary Information  
for  
Geophysical imaging of the active magmatic intrusion and  
geothermal reservoir formation beneath the Corbetti prospect,  
Main Ethiopian Rift  
Geophysical Journal International

M. L. T. Dambly<sup>1</sup>, F. Samrock<sup>1</sup>, A. Grayver<sup>2;3</sup>, H. Eysteinnsson<sup>4</sup>, M. O. Saar<sup>1;5</sup>

<sup>1</sup> ETH Zurich, Department of Earth Sciences, Institute of Geophysics, Geothermal Energy and Geofluids group, Sonneggstrasse 5, Zurich, 8092, Switzerland

<sup>2</sup> Institute of Geophysics and Meteorology, University of Cologne, Albertus-Magnus-Platz, Cologne, 50923, Germany

<sup>3</sup> ETH Zurich, Department of Earth Sciences, Institute of Geophysics, Earth and Planetary Magnetism group, Sonneggstrasse 5, Zurich, 8092, Switzerland

<sup>4</sup> Reykjavík Geothermal Ltd., Skólavörðustígur 11, Reykjavík, 101, Iceland

<sup>5</sup> University of Minnesota, Department of Earth and Environmental Sciences, Minneapolis, USA

**Content of the folders “Profile\_Sections\_EW” and “Profile\_Sections\_NS”:**

This folder contains vertical East-West and North-South profile slices through the 3-D electrical conductivity model obtained through phase tensor inversion as explained in the corresponding published paper. All figures are named by their position of the vertical slice in either EW or NS direction of the model.

**Content of the folder “Station\_Plots\_phase\_tensor\_inversion\_result\_1-3”:**

This folder contains data plots of observed and modelled phase tensor data at all MT stations obtained through phase tensor inversion as explained in the corresponding published paper.