

# A political economy of positions in climate change negotiations

## Economic, structural, domestic, and strategic explanations

**Journal Article****Author(s):**

Bailer, Stefanie; Weiler, Florian

**Publication date:**

2015-03

**Permanent link:**

<https://doi.org/10.3929/ethz-b-000096409>

**Rights / license:**

[In Copyright - Non-Commercial Use Permitted](#)

**Originally published in:**

The Review of International Organizations 10(1), <https://doi.org/10.1007/s11558-014-9198-0>

# A political economy of positions in climate change negotiations: Economic, structural, domestic, and strategic explanations

Stefanie Bailer · Florian Weiler

Published online: 10 July 2014

© Springer Science+Business Media New York 2014

**Abstract** After the disappointing outcome of the Copenhagen climate summit, it still remains to be explained why the participating states chose irreconcilable negotiation positions that reflected very diverse domestic interests in spite of a publicly displayed desire for cooperation. While environmental studies have intensely investigated national climate policies and their determinants over the last few decades, little attention has been paid to the bargaining positions the same governments assume in climate negotiations. We argue that their bargaining positions reflect structural, economic, and domestic factors, but less so strategic factors. A country's vulnerability to climate change, its power and its democratic status are among the best predictors of its choice of negotiation position; its international interconnectedness, on the other hand, does not seem to have an influence. By comparing two negotiation issues – reducing emissions and financing climate mitigation – we can show that democracies choose very different negotiation positions, depending on the issue. When it comes to compensation mechanisms, serious climate reduction measures democracies do not commit to substantial emission reduction targets due to pressure from industry at home. They are, however, more prepared than other states to pay for projects that help to reduce emissions in the sense of a compensation mechanism. By understanding the choice of negotiation positions we can thus explain why the more or less cooperative

---

We thank discussants at the ECPR Joint Sessions Workshop “Preferences in the European Union and Beyond”, St. Gallen, 12–16 April 2011, and at the Annual Meeting of the American Political Science Association, Washington, 2–5 September 2010, as well as Katja Michaelowa, Axel Michaelowa, Paula Castro, Lena Hörnlein, Vally Koubi, Thomas Bernauer and Tobias Böhmelt. This paper was written in the framework of the research project “Negotiating Climate Change” funded by the Swiss Network of International Studies.

---

Both authors contributed equally to this work.

**Electronic supplementary material** The online version of this article (doi:10.1007/s11558-014-9198-0) contains supplementary material, which is available to authorized users.

S. Bailer (✉)

ETH Zurich, Haldeneggsteig 4, 8092 Zürich, Switzerland  
e-mail: bailers@ethz.ch

F. Weiler

University of Bamberg, Feldkirchenstrasse 21, 96045 Bamberg, Germany  
e-mail: florian.weiler@uni-bamberg.de

bargaining positions adopted by states led to a breakdown of the Copenhagen negotiations. We investigated this question using a novel dataset on the UNFCCC negotiations, in which the positions of all participating governments were collected by hand-coding protocols from the negotiations as well as expert interviews with negotiators.

**Keywords** Negotiation · Cooperation · Climate change · UNFCCC · United Nations · State preferences · Bargaining positions

**JEL** F5

## 1 Introduction

When the Copenhagen Summit of December 2009 concluded with a disappointing and meager negotiation outcome that stood in strong contrast to the high hopes which preceded this important meeting, both policy analysts and journalists offered various explanations. Simplistic accounts blamed China for being too selfish, whereas more complex analyses pointed out that the interests of major players were basically too far apart to be reconciled. This clash of interests, manifested in irreconcilable negotiation positions, particularly between the US and China, is the prevalent explanation for the failure of the Copenhagen meeting (Dimitrov 2010). Understanding why states chose such negotiation positions is the motivation of this paper. More specifically, we investigate whether economic, structural, domestic and strategic considerations are responsible for the choice of negotiation positions by states, in the context of climate change negotiations.

So far, several studies have investigated the influencing factors on environmental policy or environmental output (Holzinger and Sommerer 2008; Neumayer 2002; Fredriksson and Millimet 2007; Bernauer and Koubi 2009) and have come to differing conclusions concerning the impact of economic and domestic factors. Whereas most of these studies have environmental output variables as their subject of analysis (e.g., carbon dioxide emissions or the number of environmental treaties signed), we focus on the choice of *ex ante* bargaining positions in climate change negotiations<sup>1</sup> and the question of which factors explain the choice of these positions. Negotiation positions are an expression of a state's environmental foreign policy and constitute a more direct measure of a state's environmental policy than environmental output variables. Thus, these positions are highly suited to an investigation of the various factors influencing a state's foreign environmental policy. So far, there has been little research on the choice of negotiation positions since the data are rather difficult to gather. Having undertaken an intensive analysis of relevant documents, backed up by interviews, we now have at our disposal a newly collected dataset which allows us to carry out such research.

Negotiation positions can be more or less "cooperative" in the sense of facilitating the finding of a compromise at the negotiation table. Traditional negotiation analysis based on the prisoner's dilemma contends that a minimum of cooperation is necessary in order to start talks over a conflict (Kremenjuk 2002). The negotiations then take place between this starting point and the agreement, when the maximum of cooperation is reached. We consider a negotiation position as more conducive to cooperation when

<sup>1</sup> We use the terms 'bargaining' and 'negotiating' interchangeably.

the position is close to the median position of all other negotiation positions on crucial bargaining issues. By investigating which factors predict a country assuming a negotiation position closer to the median of all positions at the beginning of a negotiation round, our study aims to contribute to the discussion on the determining factors of a state's foreign environmental policy and to find out whether it is driven by the same factors as national environmental policies, or whether international strategic considerations also influence the respective foreign policy decisions.

In contrast to other studies which investigate environmental output or ratification procedures of environmental treaties, we analyze the negotiation positions of states with regard to two issue dimensions: CO<sub>2</sub> reduction and financing mitigation efforts. Analyzing two negotiation issues highlights how different influencing factors are at work depending on the salience of an issue: we show that democracies do not necessarily assume more cooperative positions regarding the most sensitive and crucial topic of CO<sub>2</sub> reduction, however, they are more prepared to make up for this lack of cooperation by paying for climate mitigation projects, thus favoring a compensation mechanism.

In the first part of the paper we discuss theoretical explanations of a country's positions in the UNFCCC negotiations and derive corresponding hypotheses. Next, we outline our methodological approach and describe how data on negotiation positions was collected. We then present tests of the proposed hypotheses using Generalized Linear Models (GLM) and conclude by suggesting paths for future research.

## 2 The choice of a negotiation position in climate change negotiations

We investigate various structural, domestic and strategic factors that potentially influence the choice of a more or less cooperative negotiation position. While we assume that a country is forced to choose a certain position on the grounds of its structural situation (vulnerability to climate change) and its economic situation, we acknowledge the necessity of integrating additional variables, such as domestic factors (a country's own environmental standard, democracy status, and domestic industry interests) and strategic aspects (a country's position in the international system) into an analysis of climate change negotiation positions. Based on game-theoretical arguments pertaining to the free-rider problem that climate change is plagued with (Brennan 2009; Barrett and Stavins 2002), we expect states to choose a negotiation position which shifts the costs of reducing emissions to others. However, we do not believe that the desire to shift costs towards others is the only factor that influences a country's choice. Negotiation analysis has traditionally distinguished between parties' underlying interests and the positions taken in negotiations (Sebenius 2002). In their attempt to explain international cooperation, Axelrod and Keohane (1985) point out that the payoff structure which defines the mutuality of interests is not entirely determined by what actors perceive to be their interests. The connections between interests and positions are thus rarely simple. Nonetheless we seek to take a first step in shedding more light on the question of when structural and economic interests, and when domestic or strategic considerations explain a country's position on a negotiation issue.

We assume that the original negotiation position of a country encompasses its actual economic, structural, domestic, and strategic interests and its original willingness to

contribute to the negotiation outcome or to cooperate. This idea is based on studies in the spatial bargaining literature of international relations, which points out that actors might be motivated to strategically misrepresent their interest and their true willingness to cooperate, due to their desire to reach a resolution that is to their advantage (Fearon 1995). In the setting of already established organizations and negotiation rounds, governments know that their negotiation position at the start of negotiations influences the likelihood of reaching an agreement. The factors influencing such a negotiation position are at the core of this article.

In the climate change negotiations under consideration countries failed to achieve common positions. Dimitrov (2010) and Bodansky (2010) both describe the stalemate in Copenhagen and how negotiators reiterated their already well-known positions in meeting after meeting, instead of moving closer to a common position. Winkler and Beaumont (2010) describe the tension between problem solving and competition in international negotiations from a theoretical point of view, and conclude that the balance between the two in Copenhagen was lost in favor of competition, which is why countries stuck to their initial positions. Our analysis of cooperative negotiation positions concerns the initial positions, and not how cooperatively countries behaved in terms of adjusting their positions to facilitate reaching an agreement. Since such adjustments did not occur in Copenhagen, we find it justified to assume that the initial negotiation positions are a good indicator for the willingness to cooperate at the outset of the summit. Even before the COP15 started, the negotiating states were well aware of each other's positions, since several preparatory meetings were held before the Copenhagen conference. Thus, the choice of a certain negotiation position can be considered as a state's informed decision to contribute more or less to international cooperation in the field of climate change.

In what follows we derive hypotheses regarding the choice of an initial negotiation position, focusing on certain country characteristics that we expect to induce states to play a less egoistic game by adopting a position closer to the median position on a certain negotiation issue.

As an objective factor influencing a country's negotiation position, we first consider vulnerability to the impacts of climate change. When analyzing international negotiations on acid rain and stratospheric ozone, Sprinz and Vaahtoranta (1994) found that countries consider, inter alia, their ecological vulnerability when choosing policies and positions on global environmental issues. Countries strongly affected by climate change are more dependent on an international agreement that addresses and tackles this particular issue. Thus, we expect these countries to be more willing to cooperate and more interested in finding a compromise during the negotiations than their less vulnerable counterparts.

*Hypothesis 1* Governments from countries that are more vulnerable to the impact of climate change are expected to choose more cooperative negotiation positions.

Power in the international system allows a country to influence the outcome of (Morgenthau 1967) and to maximize its gains from international negotiations (Krasner 1991). Grundig (2006) shows that power-based explanations must indeed be considered when explaining international cooperation, particularly in the climate change case. When power in climate change negotiations is defined as the ability to affect global

emissions, then both economic power and overall emission levels determine how important, and thus powerful, a state is.

Similarly, under current UNFCCC rules, the bigger the economic power of a state, the more it is expected to reduce emissions domestically as well as to contribute to international funds for the support of poorer countries. For developing countries the story is similar: they are increasingly under pressure to show responsibility and to define their own emission reduction targets. Thus, we expect increased power levels to induce countries to choose less cooperative negotiation positions.

*Hypothesis 2* The more powerful countries are, the less they are expected to assume cooperative bargaining positions in international climate change negotiations.

Climate science predicts that climate change will cause substantial costs for the general public. Therefore, we expect the selectorate, defined by Bueno de Mesquita et al. (2003) as the fraction of society that is allowed to choose its leaders, to increasingly favor policies that tackle climate change the more inclusive the composition of the selectorate is. In the case of an inclusive selectorate, the benefits of mitigating climate change for the whole society are considered. Therefore, it can be argued that states with a more democratic form of government are more likely to take positions that reflect an aim of maximizing general welfare (in our case: favor emission reductions), while less democratic states are more prone to favor particular interests. In full democracies, the median voter's position is expected to prevail (Hinich and Munger 1997).<sup>2</sup> Low participation costs and exit costs (associated with democratic forms of government) motivate democracies to provide more and better public goods than autocracies, in order not to lose the support of their citizens, e.g., in the form of taxes, votes or rents (Lake and Baum 2001). As an example of this democratic mechanism, Garrett and Lange (1986) show that more democratic states are less likely to protect industries from foreign competition if competition is to the advantage of the general public. Similarly, Lake and Baum (2001) show that democracies provide better quality public goods, e.g., in public health and education, than autocracies.

Previous research has also indicated that democracies show stronger environmental commitment – though not necessarily better environmental outcomes – than non-democracies (Neumayer 2002). Since voters in democracies are better informed and have the opportunity to express their concerns more freely, their chances of exerting pressure on politicians are much higher. In authoritarian states, on the other hand, the authorities can silence such interests more easily. This linkage was also identified by Fredriksson and Gaston (2000), who confirmed the positive effect of civil liberties on the probability of states signing environmental treaties (see also Bernauer et al. 2010).

<sup>2</sup> The argument that the median voter prefers more cooperation (and thus environmental protection) can be disputed, as the strategy of free riding on the effort of others, which is often ascribed to states with regards to climate change, can equally well be applied to the individual level. In other words, when given the choice of paying for emitting greenhouse gases or not, rational choice theory suggests that a majority of people would opt for the latter option. However, people do not usually have the choice of whether to pay tax or not, and a single person's influence on the implementation of new laws is usually quite limited. Brennan (2009) shows that in such circumstances the payoffs for individuals are changed such that "doing the right thing" (i.e., supporting a policy that one would reject if deciding alone) generates a higher reward than outright rejection of the policy. Over the whole population, public opinion might thus be in favor of a policy which would likely be rejected by most individuals were they to decide alone.

Given that environmental policy is one of the policy fields that features strong participation from a vibrant civil society, engaged citizens and many NGOs, we expect public opinion to influence the respective governmental policies. Yet public opinion is not always, and not in all countries, in favor of environmental protection, particularly if and where it is costly. Furthermore, the attention voters pay to climate change varies. Harrison (2007), for example, showed that American and Canadian voters cared for the ratification of the Kyoto protocol, but were less concerned about environmental politics in general.

Nevertheless, we expect a higher democratic rating to be associated with a higher propensity of states opting for international cooperation as a means of dealing with climate change. In other words, we expect democracies to favor less extreme negotiation positions, which increase the chances of the negotiations ending successfully.

*Hypothesis 3* Governments with higher democracy ratings are expected to assume more cooperative negotiation positions.

Irrespective of a country's democratic status, certain domestic groups are expected to have an influence on their government. The notion that domestic preferences matter in international negotiations is not new. Already 50 years ago, Schelling (1960) noted that governments can increase negotiation success if their win-sets are limited by domestic constraints, which he called the "paradox of weakness." If government A can credibly show that deviations from its preferred position are limited by the home audience, this alleged weakness might force government B to accept an outcome closer to that preferred by A (Schultz 2001; Fearon 1997; Putnam 1988). According to this theory, when choosing positions in international negotiations, governments play two games – the international and the domestic one – with a single move, hence the associated term 'two-level games' (Kroll and Shogren 2008). Although McLean and Stone (2012) find evidence that the domestic level was not crucial for determining the ratification process of the Kyoto Protocol, we claim that domestic interests influence the bargaining behavior of states during the climate change negotiations.

Different lobby groups are able to influence governmental positions in international negotiations to varying degrees. We expect domestic groups to be more successful than others when they are better organized and have a higher spending capacity (Olson 1965). While there are a number of studies concluding that a variety of domestic interest groups impact on national negotiation behavior and positions on climate change, most authors focus on studying one particular pressure group, many being particularly interested in the role of the business lobby (see e.g., Bryner 2008; Newell and Patterson 1998). Giving his study a broader aim, Newell (2000) looked into the behavior of four different non-state actors (the mass media, environmental pressure groups, the fossil fuel lobby, and Working Group 1 of the IPCC) and showed that it is easier for these groups to forward their interests by influencing states' positions through lobbying at the national level than by intervening directly during international negotiations. Grundig (2009) notes that in providing (often useful) information to governments, lobby groups have an incentive to overstate the losses to their respective industry or to the environment. Similarly, Dolsak (2001) posits that larger carbon-intensive sectors bias countries towards less audacious environmental commitments. Focusing on the fossil fuel lobby due to the lack of available data on other lobby

groups, we expect that a bigger fossil fuel sector biases countries toward less cooperative and less environmentally friendly positions.

*Hypothesis 4* Governments of countries with bigger fossil fuel industries are expected to choose less cooperative negotiation positions.

Along with the impact of essential domestic economic stakeholders, we assume that governments with higher environmental standards assume more cooperative bargaining positions in climate change negotiations. Higher environmental standards reflect previous attempts by governments to reduce pollution by regulation or the implementation of international environmental protection standards (Bernauer and Koubi 2009). Most governments will have improved their pollution records due to pressure from public opinion to protect the environment. Governments with higher domestic environmental standards will seek to impose their standards on others, thus raising their costs, in order to avoid a competitive disadvantage (Vaubel 2006), and in order not to have to unilaterally pay the short-term costs of environmental protection. However, these governments also know that they cannot impose their high levels of environmental protection on less developed states, although they might wish to. In such circumstances, states should therefore choose more cooperative positions to facilitate an agreement which shifts at least some of the costs to their rivals. Therefore, we expect countries with higher environmental standards to also push for more regulation at the international level.

*Hypothesis 5* Governments with higher domestic environmental standards are expected to assume more cooperative negotiation positions.

Besides the structural, i.e., economic and domestic, factors, we also consider a strategic factor which is expected to be particularly significant in international negotiations. Bernauer and Koubi (2009) found evidence that a more extensive membership in international organizations (IOs) also motivates states to provide public goods, such as improved air quality in other policy areas not covered by the IOs. The main reason for this behavior is reciprocity. Countries working together in many international fora know each other well and may even have established some form of mutual trust. This, in turn, makes them more likely to cooperate in other fields, such as climate change. From a strategic point of view, it is better to be conciliatory in order to ensure good working relationships in future interactions in similar or other policy areas, an approach associated by Axelrod (1984) with the shadow of the future. Axelrod and Keohane (1985) postulate that the reason why IO membership fosters cooperation is that it reinforces and institutionalizes reciprocity and delegitimizes defection. Thus, following the logic of liberal institutionalism, increased IO membership encourages governments to pursue relative gains instead of egoistically trying to maximize their own absolute gains, thereby facilitating positive-sum outcomes in international bargaining settings (see Bernauer et al. 2010; Young 1989). Hence, we expect countries with more extensive IO membership to be more likely to choose a cooperative position during climate change negotiations.

In contrast, one might also argue that vote trading across policy areas and over time in international organization is not very likely, since enforcement is a lot harder and since different domestic stakeholders are involved in such an exchange of favors (e.g.,



trade versus environmental protection) (McKibben and Western 2013). If this is the case, membership in other international organizations is unlikely to have a positive effect on a country's willingness to cooperate in climate change negotiations.

*Hypothesis 6* Increased IO membership is expected to encourage governments to choose more cooperative negotiation positions.

### 3 Cooperative bargaining positions

The dependent variables in this study are the negotiation positions chosen by states in the UNFCCC climate negotiations. Negotiation positions are influenced by various factors such as structural and economic interests, domestic stakeholders, and strategic considerations. The crucial factor from the point of view we take in this paper is how "cooperative" these positions are. A position is considered more cooperative the closer it is to the median of all negotiation positions on a particular negotiation issue. Ex ante proximity to the median of negotiation positions facilitates reaching an agreement in the negotiations and thus fosters cooperation. In his analysis of forest regime negotiations, Humphreys (2001) demonstrates that these negotiations are still characterized by positional bargaining in which own gains are sought. The term "positional bargaining" also quite accurately describes how a government consciously chooses a position which reflects its preparedness to cooperate based on its preferences.

We assume that the most likely outcome is some form of midway position between all negotiation positions. The median is usually a means to estimate the outcome of political interactions under majority rule. The un-weighted median position – originally derived from the median voter theorem (Hotelling 1929; Black 1948) – is a popular framework used in the political equilibrium, public policy (Congleton 1992), and negotiation literature as a baseline predictor for an equilibrium position. Particularly when it is used as the baseline in negotiations, no bargaining, trading or switching of positions is assumed (Bueno de Mesquita 2004). Since the exact process, and thus the outcome, of negotiations are hard to predict, we consider the median position as a useful ex ante approximation for the outcome expected by governments.

The use of the median position can be criticized for the reason that it only holds in situations of majority rule. Moreover, Hinich (1977) argues that the inclusion of a probabilistic factor in the choice mechanism of an actor implies that not the median, rather the mean, results as the ideal point. Yet Kramer (1978) argues in favor of the robustness of the median voter, and provides empirical evidence for the stability of the median. Also Calvert (1985) demonstrates the robustness of the median when candidates are only probabilistically able to predict possible election outcomes. Similarly, newer studies confirm the robustness of the median (Mordeson et al. 2010). Also, in more complex decision-making situations, such as unanimity voting, the median is considered to have an "informal justification" as an approximation for the outcome of the voting game (Achen 2006; Krehbiel 2010). In a study of the intergovernmental negotiations leading to the EU Convention, König and Slapin (2006) argue that

an actor's proximity to the median of all negotiation positions correlates positively with later bargaining success. Given this empirical result, they argue that the decision-making rule during these intergovernmental negotiations is more likely to have been consensus voting rather than the traditional unanimity voting (with consensus they mean more than majority voting and less than unanimity). It is plausible to assume a similar consideration for the UNFCCC negotiations, since governments had long realized how difficult reaching unanimity would be. Observers of later negotiation rounds after Copenhagen confirm this trend towards consensus voting. For instance, in the Cancun negotiation round the presiding Mexican Foreign Affairs minister pointed out that consensus is the dominating mode of decision-making and not unanimity where each country has a right to veto (Park 2011).

Another condition which is necessary for the median voter theorem to hold is unidimensionality, since in multidimensional policy spaces there is no equilibrium if agreement must be reached at the same time (McKelvey 1976; Schofield 1978). However, Calvert (1985) demonstrates the robustness of the multidimensional median voting model even when certain assumptions are not met. In our analysis we consider the two dimensions separately, and apply the median as an approximation for the expected outcome. We do not claim that an actual negotiation or bargaining process between governments has taken place across issues at that point; instead we are concerned with explaining *ex ante* negotiation positions. Only later do we draw a link between these two dimensions, highlighting how richer, more democratic countries compensate for their lack of cooperation regarding the reduction dimension by adopting more moderate positions on the finance issue. Moreover, using the median position allows this study to be compared with other negotiation analyses, as many of them have also used the median as an approximation for a likely negotiation outcome (Efird et al. 2000; Achen 2006; Thomson et al. 2006; Selck and Steunenbergh 2004).

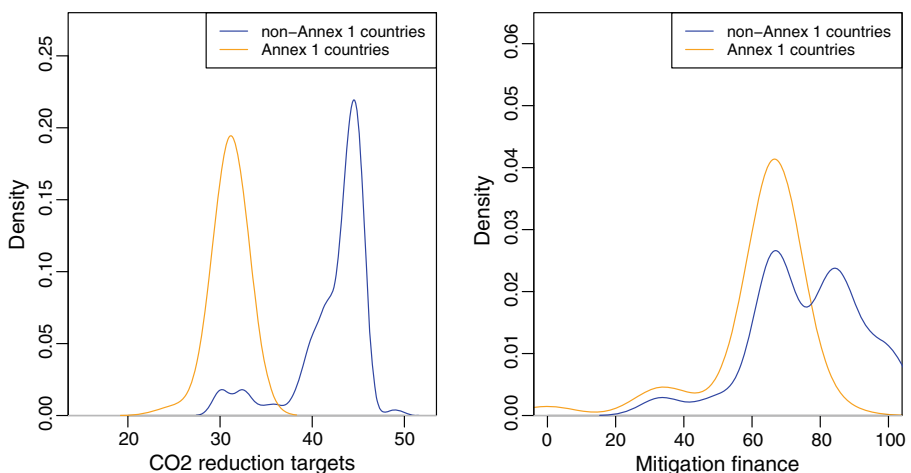
Crucial for our understanding of a cooperative negotiation position, is the distinction between Annex 1 and non-Annex 1 countries. Since the creation of the UNFCCC, the community of states has been divided into Annex 1 countries (the developed and industrialized countries mainly responsible for climate damage), which are listed in the appendix of the organization's founding document, and non-Annex 1 countries (developing countries). This division, sometimes referred to as the "Kyoto Firewall" (Bodansky 2010), allows developing countries (non-Annex 1) to free-ride – this being their dominant strategy – (Brennan 2009; Barrett and Stavins 2002), without having to fear retaliation measures from Annex 1 countries. In the Kyoto Protocol, this division was reiterated, although this time with developed countries listed in Annex B of the document. For the remainder of the paper, we stick to the more common terms Annex 1 and non-Annex 1 countries to refer to developed and developing countries.

The rationality behind the decision not to ask developing countries to take up binding emission reduction commitments was (and still is) the historic fact that the developed world is overwhelmingly responsible for the increased CO<sub>2</sub> content in the atmosphere (Srinivasan et al. 2008; den Elzen et al. 2005). However, the world has changed dramatically since 1997. For example, Chinese emissions have been growing considerably ever since, making China the biggest emitter of greenhouse gas emissions

in the world today. Some Annex 1 countries, among others the US, have therefore called for an abolition of the Kyoto Protocol and for a different treaty design that considers today's political reality. They fear that domestic firms subject to strong emission regulations might shift production, and therefore jobs, to developing countries where they face no emission reduction obligations. This so-called emission leakage, the argument goes, would not only harm developed economies, but also render an international climate change agreement inefficient (Blanford et al. 2008; Babiker 2005). In turn this would lower developed countries' eagerness to promote an ambitious international agreement. Non-Annex 1 countries, on the other hand, have an incentive to overstate their demands during the climate change negotiations, as under KP rules the resulting costs would have to be borne by Annex 1 parties. This difference between Annex 1 and non-Annex 1 countries, resulting from the treaty design, is crucial to understanding positioning behavior in climate change negotiations. Starting from this central premise, this paper sets out to analyze and understand countries' negotiation positions in the UNFCCC negotiations.

In general, we expect countries of the non-Annex 1 group to make significantly higher demands regarding the issues analyzed in this paper (emission reduction targets and mitigation finance) than the Annex 1 group is willing to offer. This disparity is indeed visible in the data, as can be seen in Fig. 1 (described in more detail below). Annex 1 countries tend to adopt less generous positions regarding both emission reduction targets and mitigation finance than are demanded by non-Annex 1 countries.

Cooperative positions thus take on the opposite meaning for each of the two groups of countries. While for Annex 1 countries increased cooperation means offering more and adopting positions further to the right on the issue scale depicted in Fig. 1, non-Annex 1 countries have more cooperative negotiation positions when they make less dramatic demands and thus position themselves lower on the issue scale. This difference between Annex 1 and non-Annex 1 countries must therefore be included in all models proposed in this paper. However, in order to be able to propose single



**Fig. 1** Overlapping density plots for both dependent variables

hypotheses for other explanatory factors, we rescale the dependent variables as described below. This, however, impedes the formulation of a directional hypothesis for our Annex 1 variable.

#### 4 Data on state preferences in negotiations

Although international institutions have received increasing attention in the scholarly debate on global governance, knowledge of positioning behavior within these organizational frameworks remains very limited. Some highly important negotiation rounds such as the General Assembly of the United Nations (Dreher et al. 2008), and the Council of the EU (Tallberg 2008; Thomson et al. 2006) are relatively well investigated, although researchers mostly attempt to explain negotiation outcomes rather than negotiation positions.

Often, negotiation studies suffer from a lack of data due to the extreme secrecy that shrouds international negotiations (Gabel et al. 2002). A few studies have made use of final voting records (Hayes-Renshaw et al. 2006; Mattila 2009) to analyze voting patterns at the end of international negotiations. To gather information on negotiation positions at the beginning of EU Council deliberations, scholars have analyzed negotiation protocols (König 1997; Bueno de Mesquita and Stokman 1994; Hug and König 2001; Hopmann 2002), country submissions (Genovese 2014), or directly interviewed negotiation participants (Thomson et al. 2006). Automated text analysis has the advantage of being easily traceable by other researchers and being relatively cheap (Sullivan and Selck 2007). In contrast, interviews help to identify crucial negotiation issues and allow the researcher to obtain associated salience values, which are difficult to collect by means of text analysis.

These methods of identifying negotiation positions—document analysis and interviews—suffer from the fact that it remains unclear how strongly the identified positions reflect the actual preferences of actors, although most researchers tend to assume positions to reflect sincere preferences (e.g., for qualitative studies see Hösli (2000), Dinan (1999), Moravcsik (1998), and for quantitative studies see Bueno de Mesquita and Stokman (1994), Thomson et al. (2006)). While Achen (2006) considers it possible to measure sincere positions, Bueno de Mesquita (2004) believes that it is practically impossible to ascertain the real opinion of a negotiating party. He argues that especially in situations with incomplete information and a low probability of finding out the real preferences of negotiators, it is advantageous for diplomats to assume strategic positions. For this reason, we consider both strategic and domestic factors when assessing negotiation positions.

Data for the dependent variable, i.e., country positions on emission reduction targets and mitigation finance, were obtained by hand-coding all submissions made by states party to the UNFCCC negotiations over the 2 years prior to the Copenhagen negotiation round of 2009. Submissions present the view of negotiating parties in written form and are compiled into official UNFCCC documents that can be downloaded from the Convention's website. In total, the hand-coding effort took into account 43 official UNFCCC documents comprising of a total of over 1,600 pages of proposed legal text. To ensure inter-coder reliability, a codebook was designed and separately tested on 25 pages by three coders. Then, the codebook was adjusted to eliminate the discrepancies

found in the first coding round and an additional 25 pages were tested. After re-checking the coding scheme using the adjusted codebook, we found that the inter-coder reliability was very high (agreement in more than 80 % of cases) and that the discrepancies among the three coders were substantially reduced.<sup>3</sup> The main aim of this coding process was to generate a dataset on the negotiation positions of all countries for six crucial negotiation issues.<sup>4</sup>

These issues were coded on a scale ranging from 0 to 100 (except for emission reduction targets for which the demanded percentage change was coded). As both submissions of individual countries and group submissions were coded, the following decisions were made regarding how best to combine these different sources of information: individual submissions of a country were given preference over group submissions and in cases where more than one individual country submission was made on a given issue during the coding period, the average was taken. If a country made no individual submissions, positions taken from group submissions were used as proxies. This decision can be justified on the grounds that if the group position in question did not accurately reflect a country's views, the delegation could have either opposed it during the group discussions or alternatively have formulated submissions of its own. As for the individual submissions, the average was taken when multiple group submissions on the same issue were submitted.

We also conducted interviews with delegates from 56 countries before and after the negotiation round in Copenhagen. As part of each interview, we asked the negotiators to identify their countries' bargaining positions for the two dependent variables of this paper: aggregate emission reduction targets for Annex 1 countries and mitigation finance. Although we have a much smaller number of countries in this interview dataset, it allows us to test whether our hand-coded estimates of negotiation positions correlate with those named by the interviewees. We find the correlation coefficients to be sufficiently high, namely 0.92 for reduction targets and 0.69 for mitigation finance. We therefore confidently utilize the larger hand-coded dataset in the present study.

As mentioned, two issues serve as dependent variables in this paper. The variable "reduction targets" describes a country's negotiation position on the reduction targets to be achieved by 2020 by all Annex 1 countries in the form of an aggregate (measured in percent of greenhouse gas reductions). The median demanded reduction target over all

<sup>3</sup> We coded multiple issues and also included a measure of issue salience in the coding scheme. The stated inter-coder reliability concerns the entire coding scheme. The coding of mitigation targets resulted in the biggest consensus among coders, since this simply involves registering numbers. However, we do not provide numbers for single issues since we did not find enough entries on the 50 pages used to refine the coding scheme to conduct reliability tests for single issues.

<sup>4</sup> The six issues are Annex 1 mitigation Targets (by 2020), Annex 1 Mitigation Targets (by 2050), Non-Annex 1 Mitigation Targets, Nationally Appropriate Mitigation Actions (NAMAs), Adaptation Funds, and Mitigation Funds. We only use two of these issues for two reasons. First, a factor analysis confirms that underlying our six issues are two main factors. The two issues concerning mitigation targets load heavily on the first factor, while the two finance variables (Mitigation and Adaptation Funds) have high loadings for the second factor. Since Adaptation Finance also has a relatively high loading for the first factor, we chose Mitigation Funds as the second dependent variable. The second reason is that the factor analysis confirms what we learned about the negotiations as official observers during various negotiations rounds. Short-term mitigation targets and finance for mitigation were strongly contested and, in our opinion, were two of the most crucial issues before and during the climate change negotiations in Copenhagen. The factor analysis can be found in Table A1 in the web appendix for this paper, available on this journal's webpage.

observations in the dataset is 42.5, yet Annex 1 countries on average seek much lower targets (31.1) than non-Annex 1 parties (42.2). This already shows that the division of negotiating parties into the Annex 1 and non-Annex 1 groups is one, if not the major, fault line in the climate change negotiations. The country aiming for the lowest Annex 1 reduction targets is Russia (25), while Bolivia has demanded the maximum observed value of 49.

The second dependent variable is “mitigation funds.” Positions regarding this issue were coded on a scale ranging from 0 to 100, where 0 indicates that mitigation funds flowing from Annex 1 countries to developing countries should consist entirely of voluntary contributions, while 100 indicates that mitigation funds should be a mandatory payment of at least 2 % of developed countries’ GDP each year; the median position is 66.7.<sup>5</sup> Unsurprisingly, Annex 1 countries, with a mean of 61.8, are on average closer to favoring voluntary funding than non-Annex 1 countries, which have a mean of 76.2 (the overall mean is 72.8).

To test cooperative behavior for Annex 1 and non-Annex 1 countries in a relatively simple model, we recode the two dependent variables by applying the idea of the median voter theorem (Black 1948). That is to say, we consider the median of all negotiation positions to be the point where the win-set, and thus agreement, is most likely to be, and compute the absolute distance for all countries from that position. Thus, a larger value indicates a less cooperative negotiation position that is unlikely to be in the winset. Figure 2 shows the distribution of both recoded dependent variables.

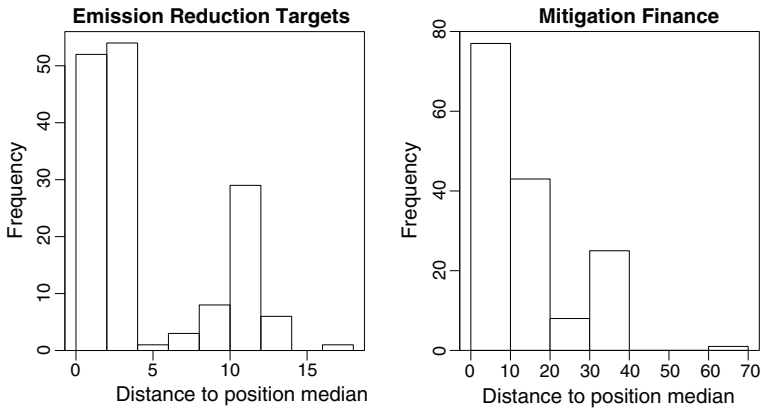
By construction, both variables are skewed to the left and values below zero are impossible. Testing our hypotheses using ordinary least squares (OLS) might consequently be misleading. Therefore, we employ generalized linear models (GLM) with a lognormal link, as these models consider the strictly positive structure of the dependent variables (e.g., Hardin and Hilbe 2007).

## 5 Independent variables

*Ecological vulnerability* To measure vulnerability to the impacts of climate change we use the Environmental Vulnerability Index (EVI) developed by the South-Pacific Applied Geoscience Commission (SOPAC). The EVI measures 50 different indices, 13 of which are utilized to compile a sub-index capturing vulnerability to climate change impacts (Kaly et al. 2004). This sub-index is used in this paper to capture ecological vulnerability to climate change. Although the EVI might be problematic for various reasons (Barnett et al. 2008), the main criticism, namely that such a constructed index is unable to capture complex socio-ecological processes, equally applies to all alternative indices.

*Power* Reflecting the strategic choice of positions as assumed by neo-realism, we include a variable measuring power in all models presented below. We measure power by a country’s

<sup>5</sup> More precisely, the following coding rules were applied: only voluntary contributions (coded as 0); bi- or multilaterally agreed contributions, plus voluntary contributions (33); bi- or multilaterally agreed contributions plus negotiated contributions coming from market mechanisms, plus voluntary contributions (66); 0.1 to 0.5% of GDP as mandatory contributions (85); 0.5 to <1% of GDP (90); 1 to <2% of GDP (95); >2% of GDP (100).



**Fig. 2** Histograms of the transformed dependent variables

total GDP at purchasing power parity (the log thereof), since we believe economic might best reflects the form of power useful in international climate change negotiations.

*Democratic status* A higher democratic rating, according to the theory presented above, is expected to be associated with more cooperative bargaining behavior. We operationalize democratic status using the Freedom House index. More specifically, we use the combined measure of the Civil Liberties and Freedom of the Press indices, which results in an index ranging from 1 (least democratic) to 13 (most democratic). In order to facilitate interpretation, we use a reversed form of the rating so that higher values indicate a higher democratic status.<sup>6</sup>

*Emitter interests* The franchise, or the level of influence the fossil fuel lobby asserts, is measured using the fraction of GDP stemming from CO<sub>2</sub> emitting industries. We use the World Development Indicators (WDI) to summate the GDP generated by the oil, gas, and coal industries, and then divide the product by the total GDP to generate a proxy measuring the influence of polluting industries. As this generates a number in percentage-form, we can use nominal values for the calculations and do not have to rely on distorted purchasing power parity values.

*Domestic environmental quality* We use the rather rough measure of SO<sub>2</sub> emissions per capita to capture environmental quality. Previous studies have suggested this measure as a means of operationalizing domestic environmental quality, since SO<sub>2</sub> emissions can be reduced by changing production techniques, and can thus be controlled relatively directly by governmental environmental policies (Bernauer et al. 2010; Bernauer and Koubi 2009). However, as SO<sub>2</sub> emissions tend to rise as countries grow richer and only begin to decline at varying degrees of development, we need to control for economic development in every model that includes SO<sub>2</sub> emissions. We admit that the choice of this variable is a trade-off between keeping as many observations as

<sup>6</sup> As an alternative measure, we also use the Polity IV index for democratic status. Similarly, as an alternative measure for IO membership we used membership in environmental organizations only. See web appendix to this paper (part b and c), available on this journal's webpage.

possible in the analysis and choosing a rather rough measure.<sup>7</sup> As in the case of our measure for democratic status above, we reverse the measure for domestic environmental quality so that higher values indicate higher environmental quality.

*IO membership* Our data for membership in international organizations stems from the Correlates of War project. We only count a country as being a member of an IO if it has full membership status. The maximum count for membership is 125 for France, the minimum is 19 for Palau.

*Annex 1* As explained in detail above, one of the major problems of the suggested model is the existence of a so-called “Firewall” between Annex I and non-Annex I parties (see Bodansky 2010). This firewall allows developing countries to participate in the Kyoto Protocol without having to accept binding emission reduction targets and without having to contribute to the proposed mitigation funds. Such legally binding measures only apply to developed nations, i.e., the countries named in Annex I of the Kyoto Protocol. Although there are a number of reasons why such a division between the developed and the developing countries can no longer be upheld (Castro 2010), the developing countries have strongly resisted the idea of adopting binding targets themselves. Therefore, we expect some systematic behavior on the part of countries belonging to one or the other group. We account for this by including a dummy variable indicating whether a country is part of the Annex 1 group or not in all models proposed in this paper. Summary statistics for the dependent and independent variables, and correlation coefficients for all used variables to ensure multicollinearity is not problematic and can be found in the web [appendix](#) (part d), available on this journal’s webpage.

## 6 Analysis

In Table 1 we list the results of our multivariate data analysis for both issue areas, i.e., emission reduction targets and mitigation finance. For each issue we present a full GLM model and a GLM model that excludes emitter interests, as this variable is insignificant in most models and causes the number of observations to drop substantially due to missing data. The substantive effects for the models are illustrated in Figs. 3 and 4.

First, note that the difference between Annex 1 and non-Annex 1 countries is significant across all models presented in Table 1. However, there is also an astounding difference in the choice of positions of each group with regards to reduction targets and mitigation finance. In negotiating the former issue, the richer Annex 1 countries tend to be substantially less cooperative, as can be seen by the highly significant and positive coefficients – congruent with a move away from the median position – across the first two models. Model 2 predicts that non-Annex 1 countries are on average about 3.37 (the exponent of 1.21) times closer to the median position than developed countries.

<sup>7</sup> We tried alternative operationalizations of public opinion influence, such as a direct measure derived from our interviews or a measure for post-materialism derived from the World Values Survey, but these caused the loss of two thirds of our cases. We therefore decided to use the SO<sub>2</sub> per capita measure despite its roughness.



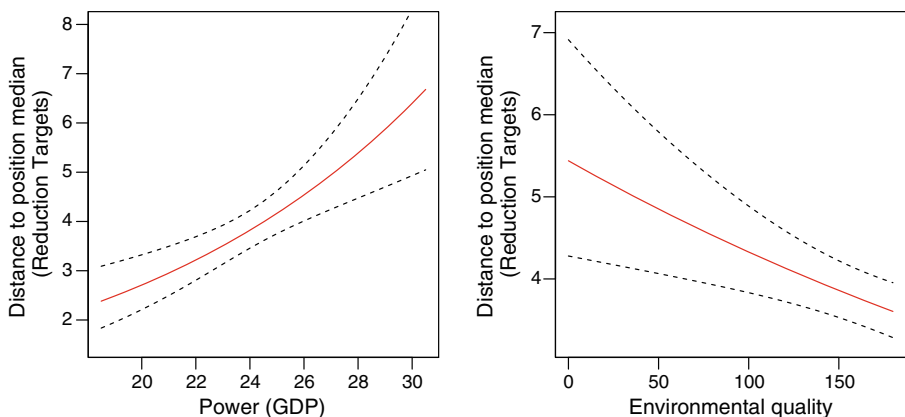
**Table 1** Predictors of cooperative behavior for reduction targets and mitigation finance

	Reduction Targets		Mitigation Finance	
	Model 1	Model 2	Model 3	Model 4
Ecological vulnerability	-0.064 (0.061)	-0.062 (0.054)	-0.278* (0.134)	-0.265** (0.114)
Power (GDP)	0.082** (0.028)	0.086*** (0.025)	0.110* (0.054)	0.096* (0.046)
Democratic status	0.001 (0.019)	0.001 (0.01)	-0.076** (0.028)	-0.074*** (0.023)
IO membership	-0.003 (0.002)	-0.003 (0.002)	0.005 (0.008)	0.011 <sup>a</sup> (0.007)
Environmental quality	-0.002* (0.001)	-0.002* (0.001)	-0.007 <sup>a</sup> (0.004)	-0.010* (0.004)
Emitter interests	-0.002 (0.004)		0.003 (0.003)	
Annex 1 dummy	1.199*** (0.134)	1.217*** (0.119)	-0.686 <sup>a</sup> (0.393)	-0.953** (0.373)
Intercept	-0.092 (0.695)	-0.310 (0.570)	2.272* (1.372)	2.626* (1.204)
N	110	133	111	134
Pseude-R2	0.76	0.77	0.33	0.33
AIC	509.81	593.21	878.48	1047.61
BIC	596.23	674.35	965.47	1128.96
log L	-222.91	-268.61	-407.24	-495.81

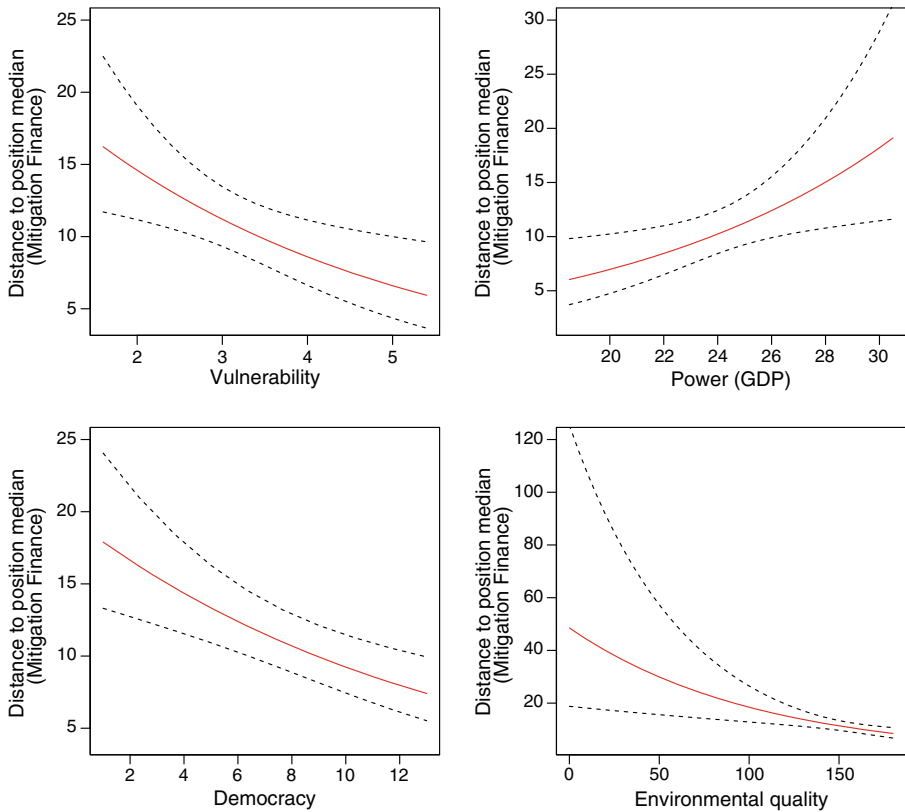
Standard errors in parentheses

<sup>a</sup> significant at  $p < 0.10$ ; \*  $p < 0.05$ ; \*\*  $p < 0.01$ ; \*\*\*  $p < 0.001$

Setting all other predictors to their mean, the expected distance from the median position for non-Annex 1 countries is 2.82 and for Annex 1 countries 8.92. Hence, the predicted difference between countries of the two groups is 6.10.



**Fig. 3** Substantive effects for emission reduction targets



**Fig. 4** Substantive effects for mitigation finance

The results on mitigation finance indicate the reverse situation. Annex 1 countries are expected to be about 2.6 times closer to the most cooperative position than developing countries. Their expected distances from the median position are 4.93 and 12.79 respectively, and the difference between the groups is 7.85.

These results seem surprising at first. Why should the two country groups behave so differently regarding the two issue areas under investigation? We believe the reason behind this behavior is an attempt by the richer Annex 1 countries to offer compensation for their reluctance to reduce greenhouse gas emissions in volumes demanded by scientific bodies, in particular the Intergovernmental Panel on Climate Change.<sup>8</sup> Cutting down emissions is costly and fraught with uncertainty; hence, developed countries seem to prefer fixed (and therefore calculable) annual side-payments to non-Annex 1 countries to help them reduce emissions domestically. This compensation logic could possibly also be interpreted as issue linkage, in the sense of a “within agreement linkage” (McKibben and Western 2013) – and not in the sense of a linkage

<sup>8</sup> The IPCC Fourth Assessment Report, Working Group III calls for greenhouse gas concentration levels in the atmosphere below 450 ppm (CO<sub>2</sub>-eq.). However, even this scenario has an 80 % chance of increasing global temperatures by more than 2 °C (the target mentioned in the Copenhagen Accord). Höhne (2010) analyzed the Annex 1 emission pledges after Copenhagen (which are closely connected to their positions) and concludes that these would stack up to global warming of 3.5 °C, while Rogelj et al. (2010) conclude that what Annex 1 countries are offering is in no way sufficient to combat global warming.

across issue areas (Tollison and Willett 1979) – the industrialized countries behave uncooperatively in negotiating emission reduction targets, but compensate for this behavior by offering payments to the developing countries.

Our interview partners frequently mentioned this compensation logic, even though we did not specifically ask them about links between the various issues. For example, a member of the delegation of Botswana pointed out that mandatory mitigation finance was necessary because “if you do not agree with them [the Annex I countries] on other issues such as reduction targets, they will hold back the [voluntary] funds.” And an Argentinian delegate insisted that mitigation finance could not come from market mechanisms in the future, because so far “the mitigation targets in Annex 1 countries are financed by market mechanisms, in particular the Clean Development Mechanism, and not the other way around.” Argentina also called for mandatory financial contributions from developed countries. Ireland, on the other hand, expressed concern about the high costs of mitigation in developing countries, and the obligation of Annex 1 countries to finance mitigation projects there. Therefore, the Irish delegation suggested focusing first and foremost on domestic mitigation targets before promising excessive mitigation finance to other countries. It instead proposed that mitigation projects in developing countries be financed mostly through contributions from market mechanisms. We believe that this result is important, as it shows how negotiation issues within the same negotiation framework can be played against each other.<sup>9</sup>

Next, we turn to discuss the hypotheses proposed above. Figures 3 and 4 show the substantive effects of the GLM models for reduction targets and mitigation finance respectively.

*Vulnerability* The case of vulnerability to climate change impacts is an interesting one, as the effect of this predictor depends clearly on the issue area. As hypothesized, vulnerable countries are more willing to cooperate and demand less in terms of mitigation finance. But when it comes to emission reduction targets, the size of the effect reduces substantially and the significance vanishes. The reason for this contrast is likely to be the salience of the two issues. While mitigation finance is clearly desirable, it is much less important for vulnerable countries than reduced emissions. They are not in a position to make concessions regarding reduction targets, as increasing temperatures, rising sea levels, or changing precipitation patterns threaten their very existence. Indeed, these countries should be expected to fight for a global deal that is able to prevent climate change. However, they also depend on the success of the negotiations, and obstructing the process by making unreasonable demands is therefore not in their interest. These two opposing forces are likely to be the reason why the overall effect of vulnerability on cooperative behavior is insignificant in the emission reduction case.

In the case of mitigation finance, however, the negative effect across all models demonstrates the willingness of vulnerable countries to compromise and to strike a deal. The top left panel of Fig. 4 shows this effect graphically for Model 4. A one-point increase in vulnerability reduces the distance to the median position by about 23%. For

<sup>9</sup> In the web appendix (part e), available on this journal’s webpage, we test and discuss the connection between the two issues empirically. We indeed find the expected link that less cooperative positions regarding reduction targets lead to more cooperative positions on mitigation finance. The same is not true the other way around, mitigation finance positions have no effect on countries’ reduction target positions.

example, keeping all other variables at their mean, at a vulnerability level of three, the expected distance from the most cooperative position is 11.20, but diminishes to 8.60 when the vulnerability level increases to four. This supports hypothesis 1 that a higher vulnerability level increases the chances that a state adopts a more cooperative position, at least with regards to issues that are not potentially disastrous for a country vulnerable to the impacts of climate change.

*Power* Power, measured by total GDP, has the expected sign across all models presented in Table 1. For example, a move from the lowest power level in Model 2 to the highest corresponds to a shift in the expected distance to the median position on reduction targets from 2.42 to 6.00, holding all other variables at their mean (see the illustration of this effect in Fig. 4). The size of this shift corresponds approximately to a shift from the first quintile to the mean of the dependent variable. For mitigation finance, the situation is similar. Hence, hypothesis 2 is substantiated.

*Democracy* The coefficients for democracy are very close to zero and not significant in the reduction targets case. For mitigation finance, on the other hand, the democracy variable shows the expected effects in both models in Table 1, i.e., as the level of democracy falls (indicated by an increase in the Freedom House index) countries become less cooperative. This effect for mitigation finance is illustrated in the lower right panel of Fig. 4. As the Freedom House index increases by 1, the distance from the median position on mitigation finance increases by about 8%. Again, the question arises of why democracy has such a different effect on the two issues, and again a compensation mechanism is a likely explanation. While reduction targets raise costs for domestic industry, in view of which countries are likely to be disinclined to make concessions and to bargain cooperatively, it appears that democratic countries are instead compelled to compensate for their behavior by offering a more cooperative position on mitigation finance. Hypothesis 3 is therefore supported, conditional on the issue under consideration.<sup>10</sup>

*Domestic environmental quality* The final substantive effect concerns the level of domestic environmental protection, measured by a country's SO<sub>2</sub> emissions per capita. This variable again exhibits significance and the expected sign for both issues, however, the effect is much larger in size for mitigation finance. An increase in SO<sub>2</sub> emissions by a value of 10 corresponds to a 10% shift away from the median negotiation position in the case of mitigation finance, but only a 2% shift in the case of reduction targets. This confirms our expectation that the worse the domestic environmental standards are, the less cooperative the positions of the concerned governments are. Overall, hypothesis 5 is therefore affirmed.

<sup>10</sup> Being an Annex 1 country in almost all cases also means that they are also highly democratic (the exception is Russia). Hence, the effect of democracy is somewhat unclear: does it encourage cooperativeness, as we claim, or is it mostly a driver for the selection into the Annex 1 group? If so, then this might drive the significance levels of the Annex 1 dummy, at the cost of significance of the democracy variable (particularly for the reduction target models). To test whether this problem affects our results, we used selection models and found that the results for democracy are rather stable. The same is also true for most other variables in the model. For a discussion of the selection models, see the web appendix (part f) on this journal's webpage.

Hypotheses 4 and 6 (emitter interests and IO membership) must be rejected for both issue areas according to the models in Table 1. For reduction targets, even omitting all covariates except the Annex 1 dummy does not bring the coefficients to conventional significance. In the mitigation finance case, however, dropping the covariates produces significant results with the signs pointing in the expected directions for both variables (and the effect of the Annex 1 dummy increases dramatically). However, as adding only one or two variables to the model is sufficient for the significance to disappear, we believe there is not enough evidence in support of hypotheses 4 and 6. These findings confirm a rather sober assessment of cooperation in climate change negotiations by highlighting that internationally well-integrated governments are not more cooperative than the more isolated ones, since vote trading across different areas, as suggested by previous studies (Tollison and Willett 1979; Kemfert 2004), is extremely rare and suffers from enforcement problems (McKibben and Western 2013). The most important determining factors for cooperation in climate change negotiations are thus still structural factors, such as vulnerability and economic power. However, governments under domestic pressure, such as democracies, are not necessarily better in providing public goods by reducing emissions, and instead let themselves be pressured into paying, in the form of mitigation finance, for their lack of cooperation.

## 7 Conclusion

Analyzing negotiation positions is fundamental for a better understanding of the bargaining behavior of states in international negotiations. The choice of these positions results from the conscious decisions made by governments, which consider both the interests of states and strategic considerations. In our dataset “Negotiating Climate Change,” we have collected new data on the positions of the UNFCCC member states in order to further our understanding of international negotiations. Building on and extending existing research on negotiations in the EU or other international treaties, we show that in climate change negotiations, bargaining positions are influenced by structural, economic, and domestic factors. Thus, through our initial analysis of the determinants of environmental negotiation positions, we enhance existing research on states’ ratification behavior with regard to environmental treaties or different environmental policy outputs with our initial analysis of the determinants of environmental negotiation positions.

The pressure to find consensus in the Copenhagen climate change negotiations was extremely high, since a great deal of public attention was given to the issue before the summit. In view of this, states tried hard to reach some consensus. This was very difficult however, since China and India stuck to their rather uncooperative positions (Bodansky 2010). Finding a cooperation agreement such as the “Copenhagen Accord” was only possible because key actors attributed different value to different issues. In other words, it was easier for developed countries to try to “pay off” developing countries by promising mitigation payments than to burden their domestic industries with serious reduction targets. In our analysis of these two crucial negotiation topics, we could thus show that power and structural factors are still central factors in explaining international negotiation positions. However, the effect of democratic

structures leads governments to choose more cooperative positions in less costly negotiating issues in the sense of a compensation mechanism.<sup>11</sup> Due to their increased accountability towards voters, governments might be more afraid of not being able to deliver the common good of environmental protection. Thus, recent democratization developments may also be good news for the fight against climate change. As a result, we obtain a more differentiated picture of the situation of democracies in climate change negotiations: they are constrained by the same factors as non-democracies, such as vulnerability to climate change, and they make use of the same bargaining resources, such as economic power. However, due to domestic pressure they are at least forced to show willingness to cooperate on less crucial or costly issues, in our case by compensating their reluctance to reduce domestic emissions through contributions to a mitigation fund.

## References

- Achen, C. H. (2006). Evaluating political decisionmaking models. In R. Thomson, F. N. Stokman, C. H. Achen, & T. König (Eds.), *The European Union decides: Political economy of Institutions and Decisions* (pp. 254–298). Cambridge: Cambridge University Press.
- Axelrod, R. (1984). *The evolution of cooperation*. New York: Basic Books.
- Axelrod, R., & Keohane, R. O. (1985). Achieving cooperation under anarchy: Strategies and institutions. *World Politics*, 38(01), 226–254. doi:10.2307/2010357.
- Babiker, M. (2005). Climate change policy, market structure, and carbon leakage. *Journal of International Economics*, 65(2), 421–445.
- Barnett, J., Lambert, S., & Fry, I. (2008). The hazards of indicators: Insights from the environmental vulnerability index. *Annals of the Association of American Geographers*, 98(1), 102–119.
- Barrett, S., & Stavins, R. (2002). Increasing participation and compliance in international climate change agreements. Fondazione eni enrico mattei. Nota di lavoro 94.2002.
- Bernauer, T., & Koubi, V. (2009). Effects of political institutions on air quality. *Ecological Economics*, 68(5), 1355–1365.
- Bernauer, T., Kalbhenn, A., Koubi, V., & Spilker, G. (2010). A comparison of international and domestic sources of global governance dynamics. *British Journal of Political Science*, 40, 509–538.
- Black, D. (1948). On the rationale of group decision-making. *The Journal of Political Economy*, 56(1), 23–34.
- Blanford, G., Richels, R., & Rutherford, T. (2008). Revised emission growth projections for China: Why post-kyoto climate policy must look East. *The Harvard project on International Climate agreements*.
- Bodansky, D. (2010). The Copenhagen climate change conference: A postmortem. *The American Journal of International Law*, 104(2), 230–240.
- Brennan, G. (2009). Climate Change: A rational choice politics view. *The Australian Journal of Agriculture and Resource Economics*, 53, 309–326.
- Bryner, G. (2008). Failure and opportunity: Environmental groups in US climate change policy. *Environmental Politics*, 17(2), 319–336.
- Bueno de Mesquita, B. (2004). Decision making models, rigor, and new puzzles. *European Union Politics*, 5(1), 125–138.
- Bueno de Mesquita, B., & Stokman, F. N. (1994). *European Community Decision Making*. New Haven and London: Yale University Press.
- Bueno de Mesquita, B., Smith, A., Siverson, R. M., & Morrow, J. (2003). *The logic of political survival*. Cambridge: The MIT Press.

<sup>11</sup> Again, see the web appendix (part e) for a more detailed discussion on how this compensation mechanism works. For further robustness checks of the models used in this paper, please also refer to the web appendix (part g) on this journal's webpage.

- Calvert, R. L. (1985). Robustness of the multidimensional voting model: Candidate motivations, uncertainty, and convergence. *American Journal of Political Science*, 69–95.
- Castro, P. (2010). Climate change mitigation in advanced developing countries: Empirical Analysis of the low-hanging Fruit Issue in the current CDM. *CIS Working Paper 54*.
- Congleton, R. D. (1992). Political institutions and pollution control. *The Review of Economics and Statistics*, 74(3), 412–421. doi:10.2307/2109485.
- den Elzen, M., Fruglestvedt, J., Höhne, N., Trudinger, C., Lowe, J., Matthews, B., et al. (2005). Analysing Countries' contribution to climate change: Scientific and policy-related choices. *Environmental Science & Policy*, 8(6), 614–636.
- Dimitrov, R. S. (2010). Inside UN climate change negotiations: The Copenhagen conference. *Review of Policy Research*, 27(6), 795–821.
- Dinan, D. (1999). *Ever closer union. An introduction to european integration (second Editionth ed.)*. Boulder: Lynne Rienner Publishers Inc.
- Dolsak, N. (2001). Mitigating global climate change: Why are some countries more committed than others? *Policy Studies Journal*, 29(3), 414–436.
- Dreher, A., Nunnenkamp, P., & Thiele, R. (2008). Does US aid buy UN General Assembly votes? A disaggregated analysis. *Public Choice*, 136(1–2), 139–164.
- Efird, B., Galbraith, A. P., Kugler, J., & Abdollahian, M. (2000). Negotiating peace in Kosovo. *International Interactions*, 26(2), 153–178. doi:10.1080/03050620008434964.
- Fearon, J. D. (1995). Rationalist explanations for war. *International Organization*, 49(03), 379–414. doi:10.1017/S0020818300033324.
- Fearon, J. D. (1997). Signaling foreign policy interests: Tying hands versus sinking costs. *The Journal of Conflict Resolution*, 41(1), 68–90.
- Fredriksson, P. G., & Gaston, N. (2000). Ratification of the 1992 climate change convention: What determines legislative delay? *Public Choice*, 104(3), 345–368. doi:10.1023/a:1005129300402.
- Fredriksson, P. G., & Millimet, D. L. (2007). Legislative organization and pollution taxation. *Public Choice*, 131(1), 217–242.
- Gabel, M., Hix, S., & Schneider, G. (2002). Who is afraid of cumulative research? the scarcity of EU decision making data and what Can Be done about this. *European Union Politics*, 3(4), 481–500.
- Garrett, G., & Lange, P. (1986). Performance in a hostile world: Economic growth in capitalist democracies. *World Politics*, 38(4), 517–545.
- Genovese, F. (2014). States' interests at international climate negotiations: new measures of bargaining positions. *Environmental Politics*, 23(4), 610–631.
- Grundig, F. (2006). Patterns of international cooperation and the explanatory power of relative gains: an analysis of cooperation on global climate change, ozone depletion, and international trade. *International Studies Quarterly*, 50(4), 781–801.
- Grundig, F. (2009). Political strategy and climate policy: A rational choice perspective. *Environmental Politics*, 18(5), 747–764.
- Hardin, J. J. W., & Hilbe, J. (2007). *Generalized linear models and extensions*. College Station: Stata Press.
- Harrison, K. (2007). The road not taken: Climate change policy in Canada and the united states. *Global Environmental Politics*, 7(4), 92–117.
- Hayes-Renshaw, F., Van Aken, W., & Wallace, H. (2006). When and why the EU Council of ministers votes explicitly. *Journal of Common Market Studies*, 44(1), 161–194.
- Hinich, M. J. (1977). Equilibrium in spatial voting: The median voter result is an artifact. *Journal of Economic Theory*, 16(2), 208–219.
- Hinich, M. J., & Munger, M. C. (1997). *Analytical politics*. Cambridge: Cambridge University Press.
- Höhne, N. (2010). New UN emission pledges still stack up to 3.5 °C. *New Scientist*(8 February).
- Holzinger, K., & Sommerer, T. (2008). 'Race to the bottom' or 'race to brussels'? environmental competition in Europe. *JCMS: Journal of Common Market Studies*.
- Hopmann, P. T. (2002). Negotiating data: Reflections on the qualitative and quantitative analysis of negotiation processes. *International Negotiation*, 7, 67–85.
- Hösli, M. O. (2000). The creation of the European economic and monetary union (EMU): intergovernmental negotiations and two-level games. *Journal of European Public Policy*, 7(5), 744–766.
- Hotelling, H. (1929). Stability in competition. *The Economic Journal*, 39(153), 41–57.
- Hug, S., & König, T. (2001). In view of ratification governmental preferences and domestic constraints at the Amsterdam intergovernmental conference. *International Organization*, 56(2), 447–476.
- Humphreys, D. (2001). Forest negotiations at the United Nations: explaining cooperation and discord. *Forest Policy and Economics*, 3(3–4), 125–135. doi:http://dx.doi.org/10.1016/S1389-9341(01)00039-9.

- Kaly, U., Pratt, C., & Mitchell, J. (2004). The demonstration environmental vulnerability index (EVI) 2004. SOPAC technical report 384.
- Kemfert, C. (2004). Climate coalitions and international trade: Assessment of cooperation incentives by issue linkage. *Energy Policy*, 32(4), 455–465.
- König, T. (1997). *Europa auf dem Weg zum Mehrheitssystem. Gründe und Konsequenzen nationaler und parlamentarischer Integration*. Opladen: Westdeutscher Verlag.
- König, T., & Slapin, J. B. (2006). From unanimity to consensus: An analysis of the negotiations at the EU's constitutional convention. *World Politics*, 58(3), 413–445. doi:10.2307/40060141.
- Kramer, G. H. (1978). Robustness of the median voter result. *Journal of Economic Theory*, 19(2), 565–567.
- Krasner, S. D. (1991). Global communications and national power. *World Politics*, 43(April), 336–366.
- Krehbiel, K. (2010). *Pivotal politics: A theory of US lawmaking*: University of Chicago Press.
- Kremenyuk, V. A. (2002). The emerging system of international negotiation. In V. A. Kremenyuk (Ed.), *International negotiation. Analysis, Approaches, Issues* (pp. 22–38). San Francisco: Jossey-Bass.
- Kroll, S., & Shogren, J. (2008). Domestic politics and climate change: International public goods in two-level games. *Cambridge Review of International Affairs*, 21(4), 563–583.
- Lake, D. A., & Baum, M. A. (2001). The invisible hand of democracy: Political control and the provision of public services. *Comparative Political Studies*, 34(6), 587–621.
- Mattila, M. (2009). Roll call analysis of voting in the European Union Council of Ministers after the 2004 enlargement. *European Journal of Political Research*, 48(6), 840–857.
- McKelvey, R. D. (1976). Intransitivities in multidimensional voting models and some implications for agenda control. *Journal of Economic Theory*, 12(3), 472–482.
- McKibben, H. E., & Western, S. E. (2013). Levels of linkage: Across agreement versus within-agreement explanations of consensus formation among states. *International Studies Quarterly*, 1–13.
- McLean, E. V., & Stone, R. W. (2012). The Kyoto protocol: Two-level bargaining and European integration. *International Studies Quarterly*, 56(1), 99–113.
- Moravcsik, A. (1998). *The choice for Europe*. Ithaca: Cornell University Press.
- Mordeson, J. N., Nielsen, L., & Clark, T. D. (2010). Single peaked fuzzy preferences in one-dimensional models: Does Black's median voter theorem hold? *New Mathematics and Natural Computation*, 6(01), 1–16.
- Morgenthau, H. J. (1967). *Politics among nations. The struggle for power and peace* Alfred A. Knopf (Ed.) (Fourth Edition). New York.
- Neumayer, E. (2002). Do democracies exhibit stronger international environmental commitment? A cross-country analysis. *Journal of Peace Research*, 39(2), 139–164.
- Newell, P. (2000). *Climate for change. Non-state actors and the global politics of the greenhouse*. Cambridge: Cambridge University Press.
- Newell, P., & Patterson, M. (1998). A climate for business: Global warming, the state and capital. *Review of International Political Economy*, 5(4), 679–703.
- Olson, M. (1965). *The logic of collective action: public goods and the theory of groups*. Cambridge: Harvard University Press.
- Park, S. (2011). The power of presidency in UN climate change negotiations: Comparison between Denmark and Mexico *Hills Governance Center at Yonsei Working Paper Series*, 12–01.
- Putnam, R. D. (1988). Diplomacy and domestic politics: The logic of two-level games. *International Organization*, 42(3), 427–460.
- Rogelj, J., Nabel, J., Chen, C., Hare, W., Markmann, K., Meinshausen, M., et al. (2010). Copenhagen accord pledges are paltry. *Nature*, 464(7292), 1126–1128.
- Schelling, T. C. (1960). *The strategy of conflict*. Cambridge: Harvard University Press.
- Schofield, N. (1978). Instability of simple dynamic games. *Review of Economic Studies*, 45(3).
- Schultz, K. (2001). Looking for audience costs. *The Journal of Conflict Resolution*, 45(1), 32–60.
- Sebenius, J. K. (2002). International negotiation analysis. In V. A. Kremenyuk (Ed.), *International negotiation. Analysis, approaches, issues* (pp. 229–255). San Francisco: Jossey-Bass.
- Selck, T., & Steunenbergh, B. (2004). Between power and luck: The European Parliament in the EU legislative process. *European Union Politics*, 5(1), 25–46.
- Sprinz, D., & Vaahoranta, T. (1994). The interest-based explanation of international environmental policy. *International Organization*, 48(1), 77–105.
- Srinivasan, T., Carey, S., Hallstein, E., Higgins, P., Kerr, A., Koteen, L., et al. (2008). The debt of nations and the distribution of ecological impacts form human nature. *Proceedings of the National Academy of Sciences of the United States of America*, 105(5), 1768–1773.
- Sullivan, J., & Selck, T. J. (2007). Political preferences, revealed positions and strategic votes: Explaining decision-making in the EU Council. *Journal of European Public Policy*, 14(7), 1150–1161.



- Tallberg, J. (2008). Bargaining power in the European Council. *JCMS: Journal of Common Market Studies*, 46(3), 685–708.
- Thomson, R., Stokman, F. N., Achen, C., & König, T. (Eds.). (2006). *The European Union decides: Political economy of institutions and decisions*. Cambridge: Cambridge University Press.
- Tollison, R. D., & Willett, T. D. (1979). An economic theory of mutually advantageous issue linkages in international negotiations. *International Organization*, 33(4), 425–449.
- Vaubel, R. (2006). Principal-agent problems in international organizations. *Review of International Organizations*, 1(1), 125–138.
- Winkler, H., & Beaumont, J. (2010). Fair and effective multilateralism in the post-Copenhagen climate negotiations. *Climate Policy*, 10(6), 638–654.
- Young, O. R. (1989). The politics of international regime formation: managing natural resources and the environment. *International Organization*, 43(3), 349–375.